

Bureau of Fire Investigation

Investigative Management and Reporting System



2009

Annual Report



Veritas ex Cineribus

Michael R. Bloomberg
Mayor

Salvatore J. Cassano
Fire Commissioner

Bureau of Fire Investigation

Fire Department of the City of New York



**Chief Fire Marshal
Robert G. Byrnes**

**Assistant Chief Fire Marshal
John D. Lynn
Chief of Operations**

Supervising Fire Marshal
John J. Holohan
Program Administrator

Fire Marshal
Richard A. Giampaolo
Medical Examiner Liaison


Computer Associate
Irina Gotsdanker
Application Developer

Principal Administrative Associate
Dana E. Holland
Records Management Supervisor

Bureau of Fire Investigation
Investigative Management and Reporting System
FDNY FIRE MARSHALS IN ACTION



BFI ARRESTS CONTINUE SURGE IN 2009



Bureau of Fire Investigation

Investigative Management and Reporting System

Section 1: Total Investigations Analysis

Summary of Investigations by Type

Summary of All Investigations by Percentage

Section 2: Fire Cause Analysis

Graph of Fire Causes Investigated by Category

Summary of Accidental Fires by Borough

Summary of Fire Causes Investigated by Category

Summary of Fire Causes

Summary of Incendiary Fires by Borough

Summary of Incendiary Fires by Borough & Community Board

Section 3: Civilian Fire Fatalities

Chief Fire Marshal Robert G. Byrnes with a statement on Fire Fatalities

Graph of Fatal Fire Causes

Graph of Fatal Fires by Age

Map of Fire Fatalities by Community Board

Annual Comparison of Fire Fatalities by Borough, 2000-2009

Annual Comparison of Fire Fatalities by Cause, 2004-2009

Fire Fatalities by Category & Cause

Fire Fatalities by Community Board & Borough

Monthly Fire Fatalities by Borough

Fire Fatalities by Hour of Occurrence & Borough

Fire Fatalities by Race/Ethnicity & Occupancy

Fire Fatalities by Age & Gender

Smoke Detectors & Civilian Fire Fatalities

Section 4: Civilian Fire Injuries

Graph of Civilian Fire Injury Causes

Graph of Civilian Fire Injuries by Age

Map of Fire Injuries by Community Board

Annual Comparison of Fire Injuries by Borough, 2004-2009

Annual Comparison of Fire Injuries by Cause, 2004-2009

Fire Injuries by Category & Cause

Fire Injuries by Borough & Type of Injury

Fire Injuries by Community Board & Borough

Monthly Fire Injuries by Borough

Fire Injuries by Hour of Occurrence & Borough

Fire Injuries by Race/Ethnicity & Occupancy

Fire Injuries by Age & Gender

Smoke Detectors & Civilian Fire Injuries

Section 5: Arrest Report

Arrest Summary Report

BFI Arrests & Assists to Law Enforcement by Community Board & Borough

BFI Arrests by Borough

BFI Arrests by Community Board & Borough

BFI Arson Arrests by Community Board & Borough

Bronx Community Boards Arrest Breakdown

Brooklyn Community Boards Arrest Breakdown

Manhattan Community Boards Arrest Breakdown

Queens Community Boards Arrest Breakdown

Staten Island Community Boards Arrest Breakdown

Other Law Enforcement Arrests / BFI Assists by Borough

Other Law Enforcement Arrests / BFI Assists by Community Board & Borough

Bureau of Fire Investigation

Investigative Management and Reporting System



2009

Annual Report

on

Total Investigations



Veritas ex Cineribus

Bureau Of Fire Investigation

Investigative Management and Reporting System

Summary of Investigations by Type

For the period 01/01/2009 through 12/31/2009

Printed on Mar. 9, 2010



| Type of Investigation | Total |
|---|-------------|
| Total Fire Investigations: | 5390 |
| Total Non Fire Investigations: | 1108 |
| Albany Burn Notification | 462 |
| SIU Investigation | 264 |
| Other - No Fire | 109 |
| Juvenile Firesetter Intervention | 93 |
| MFA | 86 |
| Albany Burn Notif. Related to a Previous BFI Inv. | 50 |
| Fireworks Related | 30 |
| Threat to Burn | 8 |
| Carbon Monoxide Incident | 3 |
| Fraudulent Placard Investigation | 2 |
| Electrocution - Electrical Burns to Person | 1 |
| Cases Received: | 6498 |
| Preliminary Investigation Only: | 660 |
| Total Investigations: | 5838 |

Bureau Of Fire Investigation

Investigative Management and Reporting System

Summary of All Investigations by Percentage

For the period 01/01/2009 through 12/31/2009

Printed on Mar. 9, 2010



| Fire Causes | Total |
|-------------|-------|
|-------------|-------|

| | |
|-------------------|-------------|
| Incendiary | 2090 |
|-------------------|-------------|

| | |
|--|-------|
| Percentage of Investigations Conducted | 35.8% |
|--|-------|

| | |
|-------------------|------------|
| Electrical | 858 |
|-------------------|------------|

| | |
|--|-------|
| Percentage of Investigations Conducted | 14.7% |
|--|-------|

| | |
|---------------------------------------|------------|
| Preliminary Investigation Only | 660 |
|---------------------------------------|------------|

| | |
|--|--------|
| Percentage of Investigations Conducted | 11.31% |
|--|--------|

| | |
|----------------|------------|
| Smoking | 556 |
|----------------|------------|

| | |
|--|-------|
| Percentage of Investigations Conducted | 9.52% |
|--|-------|

| | |
|--------------------|------------|
| Albany Burn | 462 |
|--------------------|------------|

| | |
|--|-------|
| Percentage of Investigations Conducted | 7.91% |
|--|-------|

| | |
|----------------|------------|
| No Fire | 394 |
|----------------|------------|

| | |
|--|-------|
| Percentage of Investigations Conducted | 6.75% |
|--|-------|

| | |
|-------------------|------------|
| Open Flame | 348 |
|-------------------|------------|

| | |
|--|-------|
| Percentage of Investigations Conducted | 5.96% |
|--|-------|

| | |
|-----------------------------|------------|
| Cooking Carelessness | 244 |
|-----------------------------|------------|

| | |
|--|-------|
| Percentage of Investigations Conducted | 4.18% |
|--|-------|

| | |
|--------------------|------------|
| Hot Objects | 167 |
|--------------------|------------|

| | |
|--|-------|
| Percentage of Investigations Conducted | 2.86% |
|--|-------|

| | |
|------------------|------------|
| Appliance | 144 |
|------------------|------------|

| | |
|--|-------|
| Percentage of Investigations Conducted | 2.47% |
|--|-------|

| | |
|---|-----------|
| Juvenile Firesetter Intervention | 93 |
|---|-----------|

| | |
|--|-------|
| Percentage of Investigations Conducted | 1.59% |
|--|-------|

Bureau Of Fire Investigation

Investigative Management and Reporting System

Summary of All Investigations by Percentage

For the period 01/01/2009 through 12/31/2009

Printed on Mar. 9, 2010



| Fire Causes | Total |
|--|--------------|
| MFA | 86 |
| Percentage of Investigations Conducted | 1.47% |
| Heaters | 77 |
| Percentage of Investigations Conducted | 1.32% |
| Other | 70 |
| Percentage of Investigations Conducted | 1.2% |
| Ignitable Liquid/Gas | 68 |
| Percentage of Investigations Conducted | 1.16% |
| Albany Burn (Previous BFI Case) | 50 |
| Percentage of Investigations Conducted | .86% |
| Motors | 45 |
| Percentage of Investigations Conducted | .77% |
| Not Ascertained | 43 |
| Percentage of Investigations Conducted | .74% |
| Natural Sources | 25 |
| Percentage of Investigations Conducted | .43% |
| Electronic Devices | 18 |
| Percentage of Investigations Conducted | .31% |
| Cases Received: | 6498 |
| Preliminary Investigation Only: | 660 |
| Total Investigations: | 5838 |

Bureau of Fire Investigation

Investigative Management and Reporting System



2009

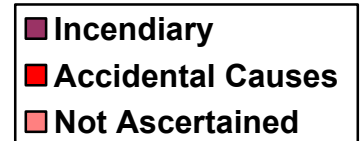
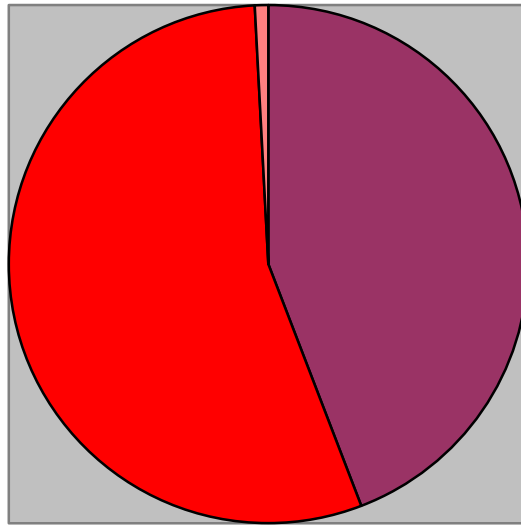
Annual Report

on

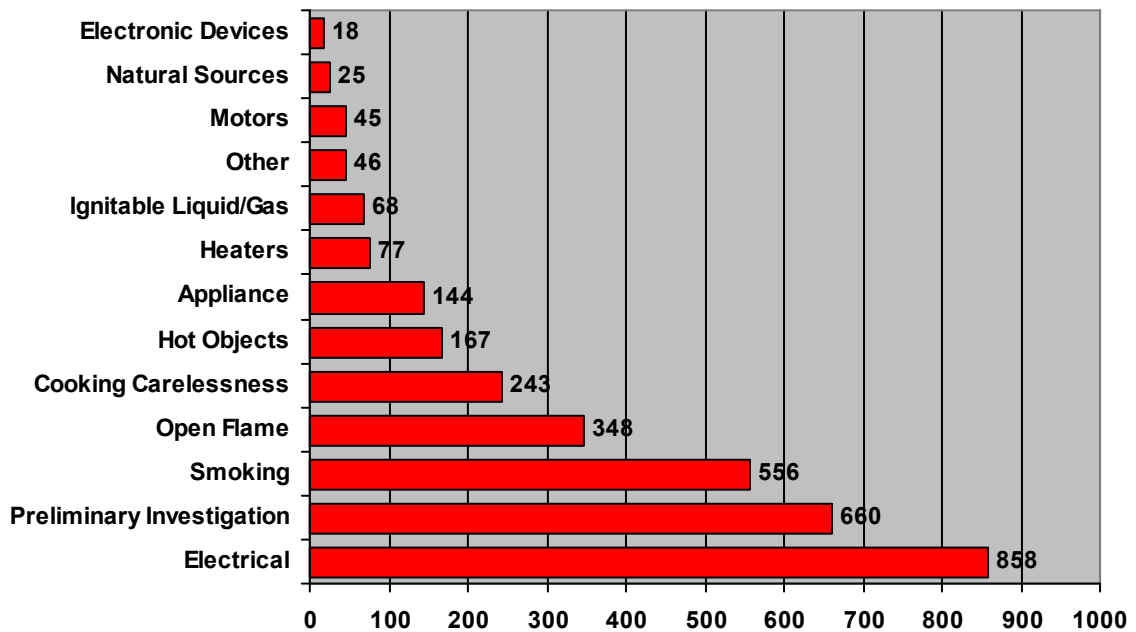
Fire Causes



Veritas ex Cineribus



Summary of Accidental Fire Causes



Bureau Of Fire Investigation

Investigative Management and Reporting System

Summary of Accidental Fires by Borough

For the period 01/01/2009 through 12/31/2009

Printed on Mar. 9, 2010



| Borough | Occupied Building | Vacant Building | SubTotal Structural | Auto and Transit | Other | Total Accidental Fires |
|----------------------|--------------------------|------------------------|----------------------------|-------------------------|--------------|-------------------------------|
| Bronx | 472 | 4 | 476 | 26 | 24 | 526 |
| Brooklyn | 736 | 3 | 739 | 33 | 48 | 820 |
| Manhattan | 509 | 5 | 514 | 9 | 27 | 550 |
| Queens | 485 | 10 | 495 | 27 | 41 | 563 |
| Staten Island | 111 | 2 | 113 | 10 | 14 | 137 |
| Totals: | 2313 | 24 | 2337 | 105 | 154 | 2596 |

Bureau Of Fire Investigation

Investigative Management and Reporting System

Summary of Fire Causes Investigated by Category

For the period 01/01/2009 through 12/31/2009

Printed on Mar. 9, 2010



| Cause of Fire Category | Total |
|---|-------------|
| Incendiary | 2090 |
| Percentage of Fire Investigations Conducted | 44.19% |
| Electrical | 858 |
| Percentage of Fire Investigations Conducted | 18.14% |
| Smoking | 556 |
| Percentage of Fire Investigations Conducted | 11.75% |
| Open Flame | 348 |
| Percentage of Fire Investigations Conducted | 7.36% |
| Cooking Carelessness | 244 |
| Percentage of Fire Investigations Conducted | 5.16% |
| Hot Objects | 167 |
| Percentage of Fire Investigations Conducted | 3.53% |
| Appliance | 144 |
| Percentage of Fire Investigations Conducted | 3.04% |
| Heaters | 77 |
| Percentage of Fire Investigations Conducted | 1.63% |
| Ignitable Liquid/Gas | 68 |
| Percentage of Fire Investigations Conducted | 1.44% |
| Motors | 45 |
| Percentage of Fire Investigations Conducted | .95% |
| Not Ascertained | 43 |
| Percentage of Fire Investigations Conducted | .91% |
| Natural Sources | 25 |
| Percentage of Fire Investigations Conducted | .53% |
| Electronic Devices | 18 |
| Percentage of Fire Investigations Conducted | .38% |

Bureau Of Fire Investigation

Investigative Management and Reporting System

Summary of Fire Causes Investigated by Category

For the period 01/01/2009 through 12/31/2009

Printed on Mar. 9, 2010



| Cause of Fire Category | Total |
|---|--------------|
| Under Investigation | 1 |
| Percentage of Fire Investigations Conducted | .02% |
| Other | 46 |
| Percentage of Fire Investigations Conducted | .97% |
| Fire Cases Received: | 5390 |
| Preliminary Investigation Only: | 660 |
| Total Fire Investigations: | 4730 |

Bureau Of Fire Investigation

Investigative Management and Reporting System

Summary of Fire Causes

For the period 01/01/2009 through 12/31/2009

Printed on Mar. 9, 2010



Fire Category: Appliance

| Cause of Fire | Count |
|-----------------------------|------------|
| Clothes Dryer - Natural Gas | 35 |
| Stove - Natural Gas | 32 |
| Clothes Dryer | 28 |
| Other Appliance | 23 |
| Clothes Dryer - Electric | 7 |
| Refrigeration Compressor | 6 |
| Stove - Electric | 5 |
| Microwave | 3 |
| Dishwasher | 3 |
| Coffee Pot | 1 |
| Washer/Dryer Combo | 1 |
| Appliance Total: | 144 |

Fire Category: Cooking Carelessness

| Cause of Fire | Count |
|--|------------|
| Food on the Stove | 90 |
| Cooking Fire Extending to Clothing or Combustibles | 45 |
| Stove/Cooking - Stove | 33 |
| Stove/Cooking - Other | 28 |
| Stove/Cooking - Fryer | 15 |
| Stove/Cooking - Electric | 14 |
| Rangehood Fire - Ductwork | 10 |
| Barbecue - Propane | 4 |
| Barbecue - Wood/Charcoal | 3 |
| Stove/Cooking - Toaster Oven | 2 |
| Cooking Carelessness Total: | 244 |

Fire Category: Electrical

| Cause of Fire | Count |
|--------------------|-------|
| Electrical Wiring | 416 |
| Extension Cord | 168 |
| Other - Electrical | 80 |
| Appliance Cord | 41 |
| Lighting Fixture | 33 |

Bureau Of Fire Investigation

Investigative Management and Reporting System

Summary of Fire Causes

For the period 01/01/2009 through 12/31/2009

Printed on Mar. 9, 2010



Fire Category: Electrical

| Cause of Fire | Count |
|----------------------------|------------|
| Power Strip | 30 |
| Hard Wire Outlet | 25 |
| Vehicle Wiring | 19 |
| Feeder Cable | 15 |
| Fuse/Circuit Breaker Panel | 11 |
| Transformer | 7 |
| Ballast | 5 |
| Service | 5 |
| Arc Welding | 1 |
| Holiday Lighting | 1 |
| Surge Suppressor | 1 |
| Electrical Total: | 858 |

Fire Category: Electronic Devices

| Cause of Fire | Count |
|----------------------------------|-----------|
| TV | 5 |
| Computer Component(s) | 5 |
| Other Audio Visual Equipment | 4 |
| Cable/Satellite Equipment | 2 |
| Amplifiers | 1 |
| Radio/Stereo | 1 |
| Electronic Devices Total: | 18 |

Fire Category: Heaters

| Cause of Fire | Count |
|-----------------------------|-----------|
| Permanent Heater - Oil | 23 |
| Portable Heater - Electric | 23 |
| Permanent Heater - Gas | 13 |
| Portable Heater | 5 |
| Permanent Heater - Electric | 5 |
| Heaters - Other | 4 |
| Permanent Heater | 4 |
| Heaters Total: | 77 |

Bureau Of Fire Investigation

Investigative Management and Reporting System

Summary of Fire Causes

For the period 01/01/2009 through 12/31/2009

Printed on Mar. 9, 2010



Fire Category: Hot Objects

| Cause of Fire | Count |
|---|------------|
| Other - Hot Objects | 47 |
| Heat from Light Bulb | 34 |
| Incense | 24 |
| Heat or Sparks from Friction | 21 |
| Heat From Molten Metal / Slag | 12 |
| Chimney/Flues | 9 |
| Hot Embers | 8 |
| Heat from an Iron | 8 |
| Permanent Heater - Steam Radiator (Pyrolysis) | 4 |
| Hot Objects Total: | 167 |

Fire Category: Ignitable

| Cause of Fire | Count |
|--|-----------|
| Ignitable Liquids/Gases - Natural Gas | 16 |
| Ignitable Liquid-Polyurethane/Varnish/PaintThinner | 14 |
| Ignitable Liquids/Gases - Gasoline | 13 |
| Ignitable Liquids/Gases - Pesticide Fogger | 7 |
| Other - Ignitable Liquid/Gas | 6 |
| Ignitable Liquids/Gases - Lighter Fluid | 4 |
| Ignitable Liquids/Gases - Fuel Oil | 3 |
| Other - Gas | 2 |
| Other - Liquid | 2 |
| Ignitable Liquids/Gases - Propane | 1 |
| Ignitable Total: | 68 |

Fire Category: Incendiary

| Cause of Fire | Count |
|-------------------------------------|-------|
| Incendiary - Combustible Material | 1342 |
| Incendiary | 493 |
| Incendiary - Ignitable Liquid | 200 |
| Incendiary - Fireworks | 17 |
| Incendiary - Torch - Illegal Use of | 15 |
| Incendiary - Attempted Arson | 7 |
| Incendiary - Suicide | 6 |

Bureau Of Fire Investigation

Investigative Management and Reporting System

Summary of Fire Causes

For the period 01/01/2009 through 12/31/2009

Printed on Mar. 9, 2010



Fire Category: Incendiary

| Cause of Fire | Count |
|---|-------------|
| Incendiary - Combustible Gas | 4 |
| Incendiary - Reckless Use of Open Flame | 3 |
| Incendiary - Explosives | 2 |
| Incendiary - Self Immolation | 1 |
| Incendiary Total: | 2090 |

Fire Category: Motors

| Cause of Fire | Count |
|------------------------------|-----------|
| Other Motor | 21 |
| Motors - Fan | 10 |
| Motors - Fossil Fuel Powered | 4 |
| Motors - Electric | 3 |
| Motors - Elevator | 3 |
| Motors - Compressors | 3 |
| Motors - Subway | 1 |
| Motors Total: | 45 |

Fire Category: Natural Sources

| Cause of Fire | Count |
|-------------------------------|-----------|
| Spontaneous Combustion | 21 |
| Lightning | 3 |
| Sewer Gas | 1 |
| Natural Sources Total: | 25 |

Fire Category: Open Flame

| Cause of Fire | Count |
|-----------------------------------|-------|
| Candle | 189 |
| Torch - Legal Use of | 47 |
| Child Playing w/Matches/Lighter | 40 |
| Other - Open Flame | 30 |
| Matches/Lighter | 25 |
| Child Playing w/ Other Open Flame | 10 |

Bureau Of Fire Investigation

Investigative Management and Reporting System

Summary of Fire Causes

For the period 01/01/2009 through 12/31/2009

Printed on Mar. 9, 2010



Fire Category: Open Flame

| Cause of Fire | Count |
|--------------------------|------------|
| Fireplace | 4 |
| Aerosol Can | 3 |
| Open Flame Total: | 348 |

Fire Category: Smoking

| Cause of Fire | Count |
|---------------------------|------------|
| Smoking (Cigarette/Cigar) | 556 |
| Smoking Total: | 556 |

Fire Category: Other

| Cause of Fire | Count |
|------------------------------|-----------|
| Not Ascertained | 43 |
| Other | 30 |
| Exothermic Chemical Reaction | 12 |
| Rekindle | 4 |
| Under Investigation | 1 |
| Other Total: | 90 |

Grand Total: 4730

Bureau of Fire Investigation

Investigative Management and Reporting System



2009

Annual Report

on

Incendiary Fires



Veritas ex Cineribus

Bureau Of Fire Investigation

Investigative Management and Reporting System

Summary of Incendiary Fires by Borough

For the period 01/01/2009 through 12/31/2009

Printed on Mar. 9, 2010



| Borough | Occupied Building | Vacant Building | SubTotal Structural | Auto and Transit | Other | Total Incendiary Fires |
|----------------------|--------------------------|------------------------|----------------------------|-------------------------|--------------|-------------------------------|
| Bronx | 417 | 15 | 432 | 142 | 15 | 589 |
| Brooklyn | 421 | 21 | 442 | 187 | 66 | 695 |
| Manhattan | 259 | 1 | 260 | 49 | 23 | 332 |
| Queens | 151 | 21 | 172 | 150 | 35 | 357 |
| Staten Island | 52 | 8 | 60 | 31 | 26 | 117 |
| Totals: | 1300 | 66 | 1366 | 559 | 165 | 2090 |

Bureau Of Fire Investigation

Investigative Management and Reporting System

Summary of Incendiary Fires by Borough and Community Board

For the period 01/01/2009 through 12/31/2009

Printed on Mar. 9, 2010



| Borough | Occupied Building | Vacant Building | SubTotal Structural | Auto and Transit | Other | Total Incendiary Fires |
|----------------------------|-------------------|-----------------|---------------------|------------------|-------|------------------------|
| Bronx | | | | | | |
| CB | | | | | | |
| 01 | 72 | 3 | 75 | 10 | 2 | 87 |
| 02 | 10 | 1 | 11 | 17 | 2 | 30 |
| 03 | 67 | 0 | 67 | 14 | 0 | 81 |
| 04 | 31 | 1 | 32 | 4 | 1 | 37 |
| 05 | 36 | 1 | 37 | 10 | 1 | 48 |
| 06 | 36 | 3 | 39 | 8 | 2 | 49 |
| 07 | 27 | 0 | 27 | 9 | 0 | 36 |
| 08 | 27 | 0 | 27 | 4 | 1 | 32 |
| 09 | 46 | 1 | 47 | 24 | 2 | 73 |
| 10 | 23 | 0 | 23 | 12 | 2 | 37 |
| 11 | 17 | 2 | 19 | 10 | 0 | 29 |
| 12 | 25 | 3 | 28 | 20 | 2 | 50 |
| Bronx CB Totals | 417 | 15 | 432 | 142 | 15 | 589 |

Bureau Of Fire Investigation

Investigative Management and Reporting System

Summary of Incendiary Fires by Borough and Community Board

For the period 01/01/2009 through 12/31/2009

Printed on Mar. 9, 2010



| Borough | Occupied Building | Vacant Building | SubTotal Structural | Auto and Transit | Other | Total Incendiary Fires |
|-------------------------------|-------------------|-----------------|---------------------|------------------|-------|------------------------|
| Brooklyn | | | | | | |
| CB | | | | | | |
| 01 | 28 | 2 | 30 | 16 | 11 | 57 |
| 02 | 28 | 0 | 28 | 4 | 3 | 35 |
| 03 | 45 | 0 | 45 | 6 | 2 | 53 |
| 04 | 12 | 2 | 14 | 11 | 4 | 29 |
| 05 | 60 | 2 | 62 | 30 | 1 | 93 |
| 06 | 13 | 2 | 15 | 5 | 1 | 21 |
| 07 | 4 | 1 | 5 | 7 | 1 | 13 |
| 08 | 14 | 4 | 18 | 7 | 0 | 25 |
| 09 | 18 | 0 | 18 | 6 | 4 | 28 |
| 10 | 10 | 0 | 10 | 8 | 4 | 22 |
| 11 | 9 | 1 | 10 | 12 | 1 | 23 |
| 12 | 10 | 0 | 10 | 7 | 4 | 21 |
| 13 | 50 | 5 | 55 | 7 | 6 | 68 |
| 14 | 19 | 0 | 19 | 6 | 0 | 25 |
| 15 | 14 | 0 | 14 | 7 | 9 | 30 |
| 16 | 45 | 2 | 47 | 7 | 3 | 57 |
| 17 | 23 | 0 | 23 | 12 | 2 | 37 |
| 18 | 19 | 0 | 19 | 29 | 10 | 58 |
| Brooklyn CB Totals | 421 | 21 | 442 | 187 | 66 | 695 |

Bureau Of Fire Investigation

Investigative Management and Reporting System

Summary of Incendiary Fires by Borough and Community Board

For the period 01/01/2009 through 12/31/2009

Printed on Mar. 9, 2010



| Borough | Occupied Building | Vacant Building | SubTotal Structural | Auto and Transit | Other | Total Incendiary Fires |
|----------------------------|-------------------|-----------------|---------------------|------------------|-------|------------------------|
| Manhattan | | | | | | |
| CB | | | | | | |
| 01 | 11 | 0 | 11 | 1 | 2 | 14 |
| 02 | 3 | 0 | 3 | 1 | 1 | 5 |
| 03 | 30 | 0 | 30 | 3 | 0 | 33 |
| 04 | 19 | 0 | 19 | 3 | 4 | 26 |
| 05 | 12 | 0 | 12 | 2 | 2 | 16 |
| 06 | 4 | 0 | 4 | 0 | 1 | 5 |
| 07 | 12 | 0 | 12 | 7 | 3 | 22 |
| 08 | 16 | 0 | 16 | 1 | 5 | 22 |
| 09 | 12 | 0 | 12 | 3 | 1 | 16 |
| 10 | 43 | 0 | 43 | 4 | 0 | 47 |
| 11 | 70 | 0 | 70 | 10 | 3 | 83 |
| 12 | 27 | 1 | 28 | 14 | 1 | 43 |
| Manhattan CB Totals | 259 | 1 | 260 | 49 | 23 | 332 |

Bureau Of Fire Investigation

Investigative Management and Reporting System

Summary of Incendiary Fires by Borough and Community Board

For the period 01/01/2009 through 12/31/2009

Printed on Mar. 9, 2010



| Borough | Occupied Building | Vacant Building | SubTotal Structural | Auto and Transit | Other | Total Incendiary Fires |
|------------------|-------------------|-----------------|---------------------|------------------|-------|------------------------|
| Queens | | | | | | |
| CB | | | | | | |
| 01 | 15 | 0 | 15 | 9 | 3 | 27 |
| 02 | 8 | 0 | 8 | 11 | 0 | 19 |
| 03 | 5 | 1 | 6 | 6 | 1 | 13 |
| 04 | 8 | 2 | 10 | 5 | 0 | 15 |
| 05 | 7 | 0 | 7 | 21 | 3 | 31 |
| 06 | 5 | 1 | 6 | 2 | 1 | 9 |
| 07 | 9 | 2 | 11 | 11 | 6 | 28 |
| 08 | 11 | 0 | 11 | 3 | 1 | 15 |
| 09 | 9 | 1 | 10 | 11 | 3 | 24 |
| 10 | 3 | 1 | 4 | 17 | 1 | 22 |
| 11 | 3 | 0 | 3 | 6 | 0 | 9 |
| 12 | 38 | 4 | 42 | 25 | 7 | 74 |
| 13 | 8 | 3 | 11 | 17 | 3 | 31 |
| 14 | 22 | 6 | 28 | 6 | 6 | 40 |
| Queens | | | | | | |
| CB Totals | 151 | 21 | 172 | 150 | 35 | 357 |

Bureau Of Fire Investigation

Investigative Management and Reporting System

Summary of Incendiary Fires by Borough and Community Board

For the period 01/01/2009 through 12/31/2009

Printed on Mar. 9, 2010



| Borough | Occupied Building | Vacant Building | SubTotal Structural | Auto and Transit | Other | Total Incendiary Fires |
|----------------------|-------------------|-----------------|---------------------|------------------|-------|------------------------|
| Staten Island | | | | | | |
| CB | | | | | | |
| 01 | 35 | 3 | 38 | 13 | 11 | 62 |
| 02 | 11 | 2 | 13 | 13 | 10 | 36 |
| 03 | 6 | 3 | 9 | 5 | 5 | 19 |
| Staten Island | | | | | | |
| CB Totals | 52 | 8 | 60 | 31 | 26 | 117 |
| <hr/> | | | | | | |
| Grand Total | | | | | | |
| All Boroughs | 1300 | 66 | 1366 | 559 | 165 | 2090 |

Bureau of Fire Investigation

Investigative Management and Reporting System



2009

Annual Report

on

Civilian Fire Fatalities



Veritas ex Cineribus

**Bureau of Fire Investigation
Investigative Management and Reporting System
FIRE FATALITIES
Period: January 1, 2009 - December 31, 2009**



The Bureau of Fire Investigation (BFI) investigates all fires where a civilian injury is reported or a 10-45 code is transmitted. A “BFI 10-45 Report” is completed for every injury or fatality. The information from this report is then entered into a database similar to the NYFIRS program. The program automatically updates with each entry.

All fire deaths are counted in the month and year in which the death occurs, **not** the month or year in which the fire occurred. If a fire takes place in March and the victim dies in June, the death is recorded in June. If a fire takes place in November and the victim dies the following year in January, the death is recorded in January of the New Year.

When a fire victim dies, the Medical Examiner’s Office requires a Fire Marshal’s report in order to determine the manner of death (accidental, suicide, homicide, other).

In some cases the Medical Examiner will determine that the victim actually died prior to the fire. In that case the victim will **not** be counted as a fire death. Some examples of this are:

A murder victim is set on fire in an attempt to cover-up the crime—**not a fire death**.

A victim goes into cardiac arrest while cooking food on the stove that causes a fire—**not a fire death**.

A victim of an automobile accident where the car bursts into flames—Medical Examiner determines trauma, **not a fire death**.

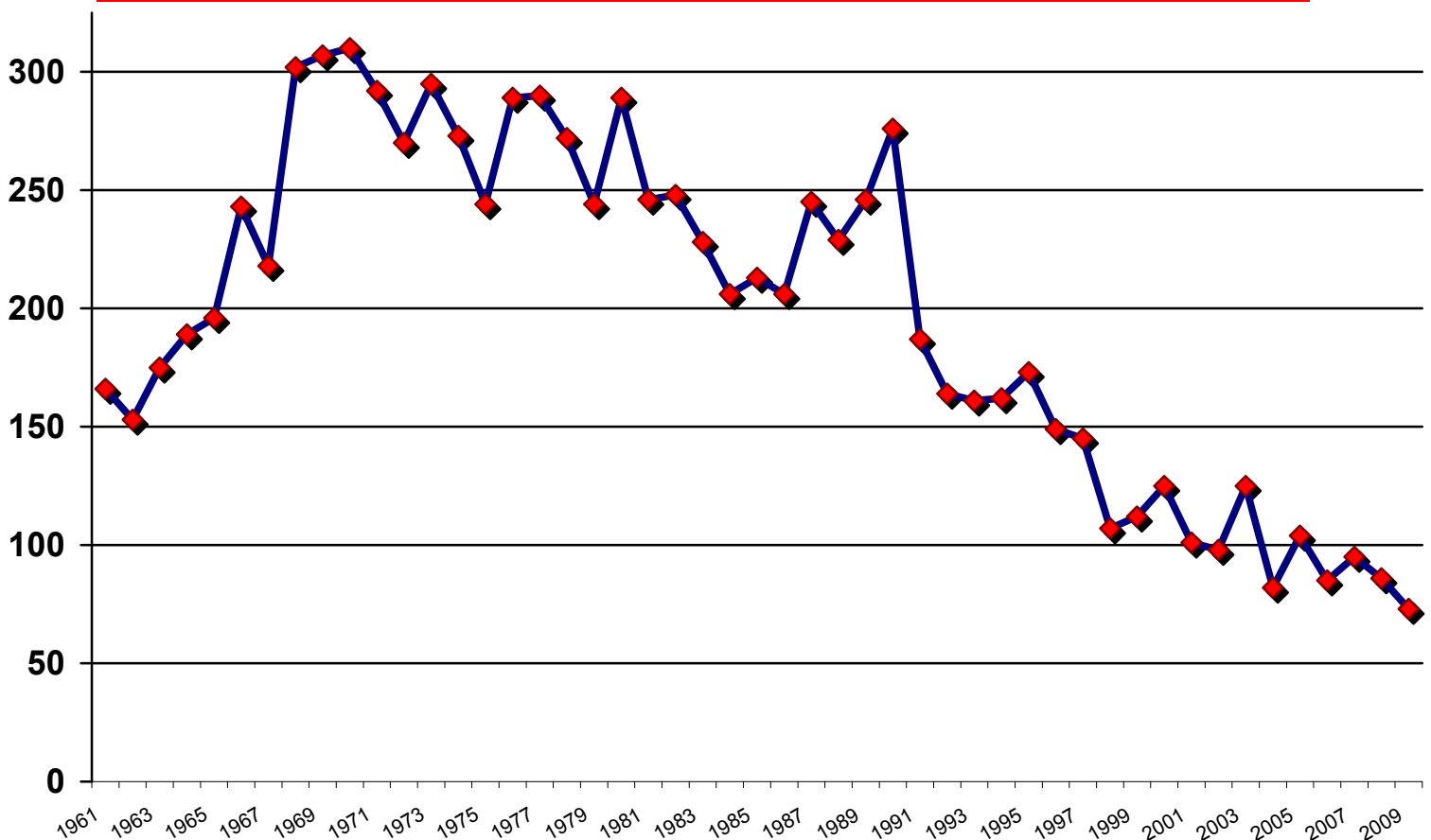
There are also many cases in which a fire death is initially deemed a 10-37 (minor injury), and it is only after the Medical Examiner’s Office contacts the Bureau of Fire Investigation for the Fire Marshals report that the victim is determined to be a fire death. This occasionally happens when:

A person suffering from smoke inhalation or burns leaves the fire scene before the arrival of medical/fire personnel and then dies elsewhere—**fire death**.

A person who may live alone and dies as a result of a fire confined to him or herself. The deceased victim is found sometime later by a friend or relative. The call generates a CFR-D or ambulance response—**fire death**.

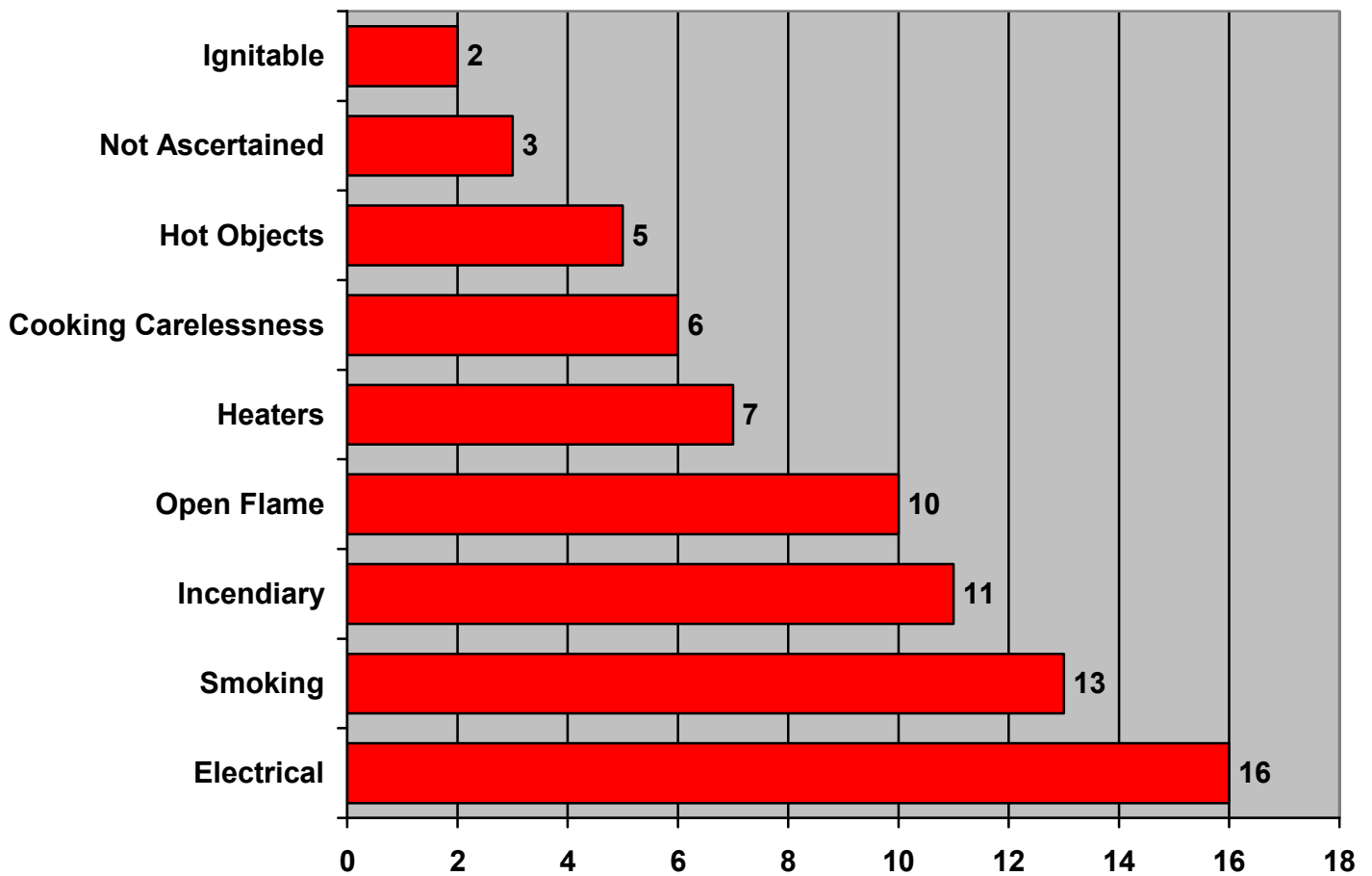
In these times of modern medicine, forensic science and advanced technology, we are confident that all fire deaths are being recorded as such and counted accurately.

73 Civilian Fire Deaths In New York City – A Record Low for 2009!



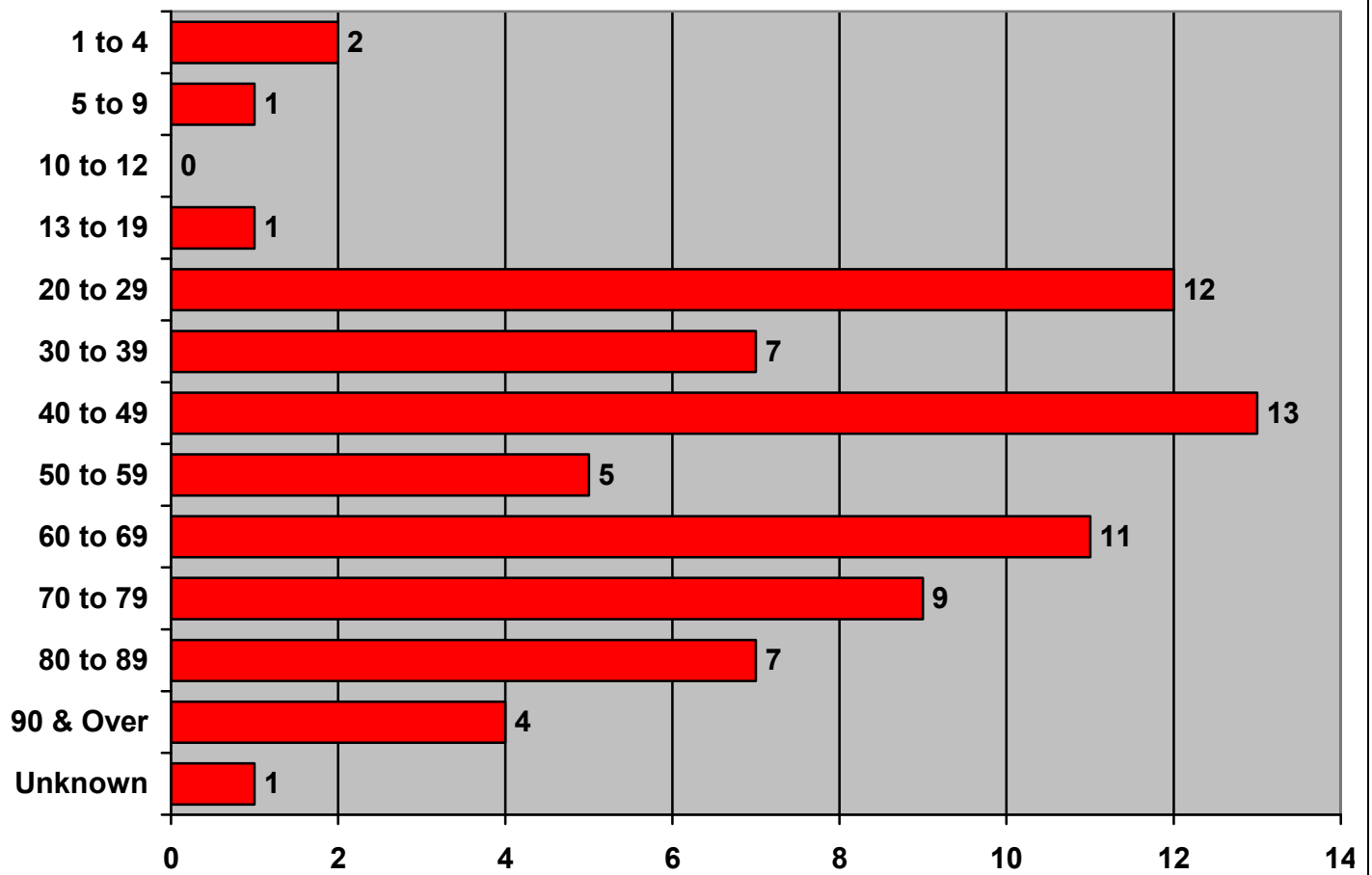


SUMMARY OF FATALITIES, FIRE CAUSES

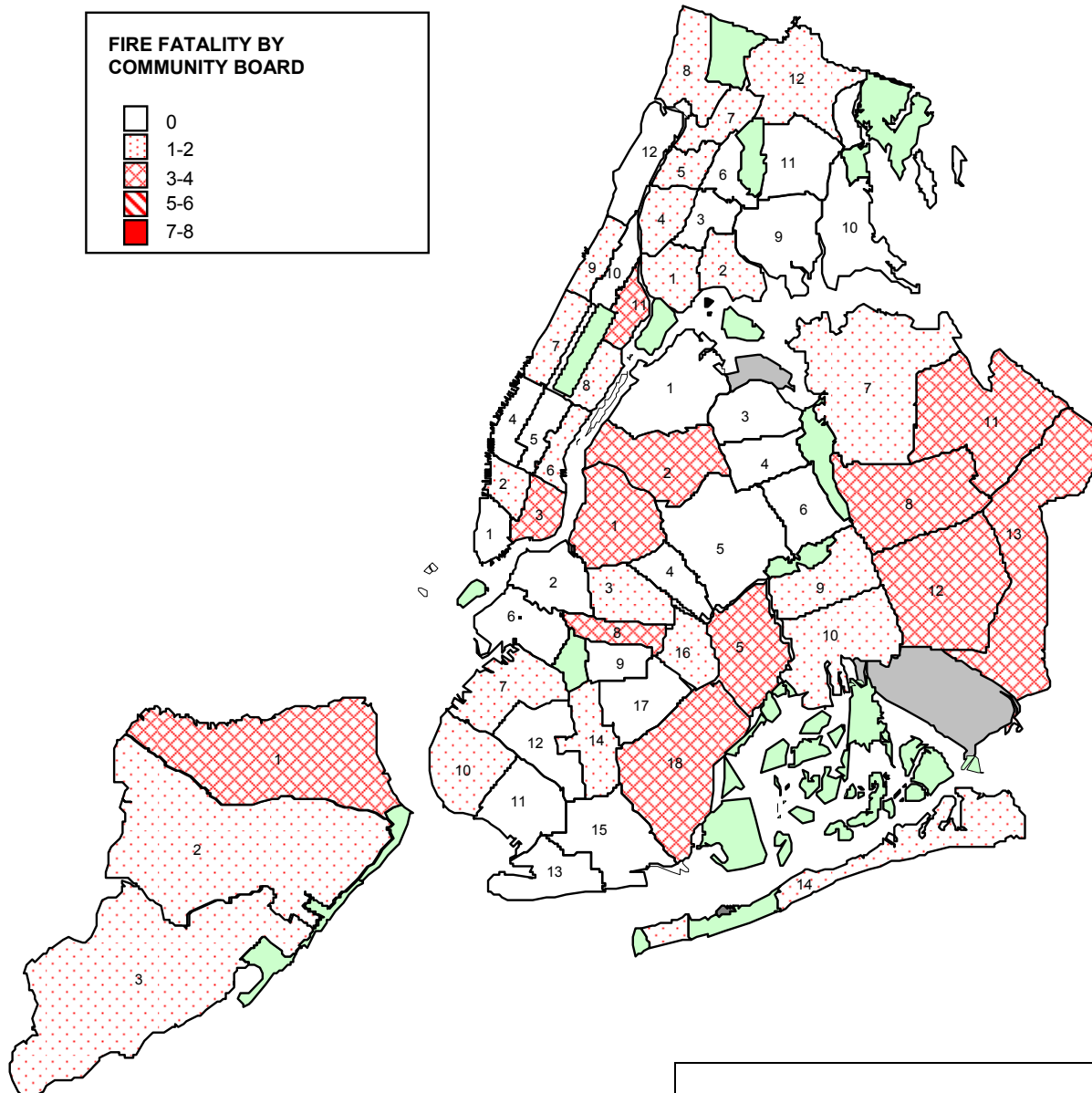
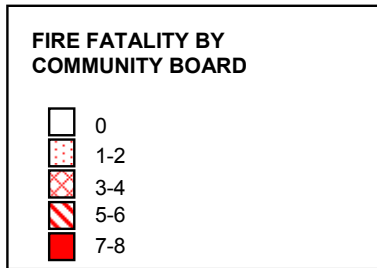




SUMMARY OF FATALITIES BY AGE



Bureau of Fire Investigation
Investigative Management and Reporting System
FATALITIES BY COMMUNITY BOARD AND BOROUGH
 Period: January 1, 2009 – December 31, 2009



FIRE FATALITIES BY BOROUGH

| | |
|------------------------|-----------|
| Bronx: | 10 |
| Brooklyn: | 18 |
| Manhattan: | 15 |
| Queens: | 23 |
| Staten Island : | 7 |
| Citywide Total: | 73 |

Bureau Of Fire Investigation

Investigative Management and Reporting System

Fire Fatalities by Borough

For the period 01/01/2000 through 12/31/2009

Printed on Mar. 9, 2010



| | 2000 | 2001 | 2002 | 2003 | 2004 | 2005 | 2006 | 2007 | 2008 | 2009 |
|----------------------|------------|------------|-----------|------------|-----------|------------|-----------|-----------|-----------|-----------|
| Bronx | 15 | 20 | 15 | 17 | 14 | 7 | 11 | 25 | 5 | 10 |
| Brooklyn | 49 | 46 | 39 | 45 | 31 | 39 | 30 | 31 | 31 | 18 |
| Manhattan | 19 | 18 | 20 | 33 | 15 | 16 | 14 | 21 | 20 | 15 |
| Queens | 36 | 15 | 19 | 26 | 18 | 35 | 22 | 15 | 24 | 23 |
| Staten Island | 6 | 2 | 4 | 4 | 4 | 7 | 8 | 3 | 6 | 7 |
| Totals | 125 | 101 | 97 | 125 | 82 | 104 | 85 | 95 | 86 | 73 |

Bureau Of Fire Investigation

Investigative Management and Reporting System

Annual Comparison of Fire Fatalities by Cause

For the period 2004 through 2009



| Cause of Fire | 2004 | 2005 | 2006 | 2007 | 2008 | 2009 |
|--|------|------|------|------|------|------|
| Appliance Cord | 1 | | 1 | 3 | 1 | 1 |
| Ballast | | | | | | 1 |
| Candle | 5 | 16 | 2 | 3 | 5 | 6 |
| Child Playing w/ Other Open Flame | | | | | | 1 |
| Child Playing w/Matches/Lighter | 4 | 5 | 5 | 2 | 11 | |
| Clothes Dryer - Electric | | | | 1 | | |
| Cooking Fire Extending to Clothing or Combustibles | 4 | 2 | 2 | 3 | 3 | 5 |
| Electrical Wiring | 6 | 7 | 3 | 12 | 5 | 7 |
| Extension Cord | 6 | 6 | 3 | 20 | 4 | 4 |
| Feeder Cable | | | | | 1 | |
| Heat from Light Bulb | | | 1 | | 1 | |
| Heat or Sparks from Friction | 1 | | 7 | | 1 | 2 |
| Holiday Lighting | | | | 1 | | |
| Ignitable Liquid- Polyurethane/Varnish/PaintThinner | | | | | 2 | |
| Ignitable Liquids/Gases - Fuel Oil | | 1 | | | | |
| Ignitable Liquids/Gases - Gasoline | | 1 | 3 | 1 | 1 | 1 |

Bureau Of Fire Investigation

Investigative Management and Reporting System

Annual Comparison of Fire Fatalities by Cause

For the period 2004 through 2009



| Cause of Fire | 2004 | 2005 | 2006 | 2007 | 2008 | 2009 |
|---------------------------------------|------|------|------|------|------|------|
| Ignitable Liquids/Gases - Natural Gas | 1 | | | 2 | 1 | 1 |
| Incendiary | 3 | 3 | 1 | | | |
| Incendiary - Combustible Material | 1 | | 3 | 4 | | 1 |
| Incendiary - Ignitable Liquid | 9 | 10 | 6 | 3 | 7 | 3 |
| Incendiary - Self Immolation | | 1 | | 2 | | |
| Incendiary - Suicide | | 1 | 4 | 1 | | 7 |
| Incense | | | | | | 3 |
| Lighting Fixture | | | 3 | | | |
| Matches/Lighter | 2 | 1 | 2 | 3 | 4 | 2 |
| Not Ascertained | 1 | 8 | 4 | | 2 | 3 |
| Other | | | 4 | | | |
| Other - Electrical | 1 | 1 | 2 | 1 | 3 | 1 |
| Other - Hot Objects | | | 1 | 1 | 1 | |
| Other - Ignitable Liquid/Gas | | 3 | 1 | 1 | 1 | |
| Other - Liquid | | | 2 | | 2 | |
| Other - Open Flame | 1 | 4 | 1 | 1 | | 1 |

Bureau Of Fire Investigation

Investigative Management and Reporting System

Annual Comparison of Fire Fatalities by Cause

For the period 2004 through 2009



| Cause of Fire | 2004 | 2005 | 2006 | 2007 | 2008 | 2009 |
|-------------------------------|-----------|------------|-----------|-----------|-----------|-----------|
| Other Appliance | | | | 1 | | |
| Permanent Heater - Gas | | | | | | 4 |
| Portable Heater - Electric | 2 | | 1 | 2 | | 3 |
| Power Strip | 1 | 4 | 1 | | | 2 |
| Radio/Stereo | | | | 1 | | |
| Smoking (Cigarette/Cigar) | 22 | 23 | 14 | 20 | 23 | 13 |
| Stove - Natural Gas | 1 | 4 | | | | |
| Stove/Cooking - Electric | 2 | | | 1 | | 1 |
| Stove/Cooking - Other | 2 | 1 | | | 1 | |
| Stove/Cooking - Stove | 5 | 1 | 8 | 5 | 3 | |
| Surge Suppressor | 1 | | | | | |
| TV | | 1 | | | | |
| Torch - Legal Use of | | | | | 3 | |
| Grand Total All Causes | 82 | 104 | 85 | 95 | 86 | 73 |

Bureau Of Fire Investigation

Investigative Management and Reporting System

Fire Fatalities by Category & Cause

For the period 01/01/2009 through 12/31/2009

Printed on Mar. 9, 2010



Fire Category: Cooking Carelessness

| Cause of Fire | Count |
|--|----------|
| Cooking Fire Extending to Clothing or Combustibles | 5 |
| Stove/Cooking - Electric | 1 |
| Cooking Carelessness Total: | 6 |

Fire Category: Electrical

| Cause of Fire | Count |
|--------------------------|-----------|
| Electrical Wiring | 7 |
| Extension Cord | 4 |
| Power Strip | 2 |
| Ballast | 1 |
| Other - Electrical | 1 |
| Appliance Cord | 1 |
| Electrical Total: | 16 |

Fire Category: Heaters

| Cause of Fire | Count |
|----------------------------|----------|
| Permanent Heater - Gas | 4 |
| Portable Heater - Electric | 3 |
| Heaters Total: | 7 |

Fire Category: Hot Objects

| Cause of Fire | Count |
|------------------------------|----------|
| Incense | 3 |
| Heat or Sparks from Friction | 2 |
| Hot Objects Total: | 5 |

Fire Category: Ignitable

| Cause of Fire | Count |
|---------------------------------------|----------|
| Ignitable Liquids/Gases - Gasoline | 1 |
| Ignitable Liquids/Gases - Natural Gas | 1 |
| Ignitable Total: | 2 |

Bureau Of Fire Investigation

Investigative Management and Reporting System

Fire Fatalities by Category & Cause

For the period 01/01/2009 through 12/31/2009

Printed on Mar. 9, 2010



Fire Category: Incendiary

| Cause of Fire | Count |
|-----------------------------------|-----------|
| Incendiary - Suicide | 7 |
| Incendiary - Ignitable Liquid | 3 |
| Incendiary - Combustible Material | 1 |
| Incendiary Total: | 11 |

Fire Category: Open Flame

| Cause of Fire | Count |
|-----------------------------------|-----------|
| Candle | 6 |
| Matches/Lighter | 2 |
| Other - Open Flame | 1 |
| Child Playing w/ Other Open Flame | 1 |
| Open Flame Total: | 10 |

Fire Category: Other

| Cause of Fire | Count |
|---------------------|----------|
| Not Ascertained | 3 |
| Other Total: | 3 |

Fire Category: Smoking

| Cause of Fire | Count |
|---------------------------|-----------|
| Smoking (Cigarette/Cigar) | 13 |
| Smoking Total: | 13 |

Grand Total: 73

Bureau Of Fire Investigation

Investigative Management and Reporting System

Fire Fatalities by CB and Borough

For the period 01/01/2009 through 12/31/2009

Printed on Mar. 9, 2010



| CB | Bronx | Brooklyn | Manhattan | Queens | Staten Island |
|-------------------|-----------|-----------|-----------|-----------|---------------|
| 01 | 2 | 3 | 0 | 0 | 4 |
| 02 | 1 | 0 | 2 | 4 | 1 |
| 03 | 0 | 1 | 4 | 0 | 2 |
| 04 | 2 | 0 | 0 | 0 | |
| 05 | 1 | 3 | 0 | 0 | |
| 06 | 0 | 0 | 1 | 0 | |
| 07 | 1 | 2 | 2 | 1 | |
| 08 | 1 | 3 | 1 | 3 | |
| 09 | 0 | 0 | 1 | 2 | |
| 10 | 0 | 1 | 0 | 1 | |
| 11 | 0 | 0 | 4 | 3 | |
| 12 | 2 | 0 | 0 | 4 | |
| 13 | | 0 | | 3 | |
| 14 | | 1 | | 2 | |
| 15 | | 0 | | | |
| 16 | | 1 | | | |
| 17 | | 0 | | | |
| 18 | | 3 | | | |
| Sum Total: | 10 | 18 | 15 | 23 | 7 |

Total Fire Fatalities: 73

Bureau Of Fire Investigation

Investigative Management and Reporting System

Monthly Fire Fatalities by Borough

For the period 01/01/2009 through 12/31/2009



Date of Report: 03/09/2010

For Calendar Year 2009

| | | Bronx | Brooklyn | Manhattan | Queens | Staten Island | Totals |
|------------------|------|-----------|-----------|-----------|-----------|---------------|-----------|
| January | 2009 | 1 | 0 | 2 | 2 | 3 | 8 |
| February | 2009 | 0 | 2 | 4 | 3 | 0 | 9 |
| March | 2009 | 1 | 1 | 1 | 1 | 1 | 5 |
| April | 2009 | 2 | 0 | 3 | 3 | 1 | 9 |
| May | 2009 | 0 | 1 | 0 | 2 | 0 | 3 |
| June | 2009 | 1 | 0 | 0 | 2 | 0 | 3 |
| July | 2009 | 1 | 3 | 1 | 1 | 0 | 6 |
| August | 2009 | 1 | 0 | 1 | 1 | 0 | 3 |
| September | 2009 | 1 | 1 | 0 | 2 | 0 | 4 |
| October | 2009 | 0 | 1 | 1 | 1 | 0 | 3 |
| November | 2009 | 1 | 7 | 2 | 5 | 0 | 15 |
| December | 2009 | 1 | 2 | 0 | 0 | 2 | 5 |
| Totals | | 10 | 18 | 15 | 23 | 7 | 73 |

Bureau Of Fire Investigation

Investigative Management and Reporting System



Fire Fatalities by Hour of Occurrence and Borough

For the period 01/01/2009 through 12/31/2009

Date of Report: 03/09/10

Page 1 of 1

For Calendar Year 2009

| Hours | Bronx | Brooklyn | Manhattan | Queens | Staten Island | Totals |
|---------------|-----------|-----------|-----------|-----------|---------------|-----------|
| 0000 - 0059 | 1 | 1 | 0 | 1 | 1 | 4 |
| 0100 - 0159 | 0 | 1 | 0 | 1 | 0 | 2 |
| 0200 - 0259 | 2 | 0 | 1 | 3 | 0 | 6 |
| 0300 - 0359 | 0 | 0 | 4 | 1 | 0 | 5 |
| 0400 - 0459 | 0 | 3 | 0 | 0 | 2 | 5 |
| 0500 - 0559 | 3 | 1 | 0 | 0 | 1 | 5 |
| 0600 - 0659 | 0 | 0 | 0 | 3 | 0 | 3 |
| 0700 - 0759 | 0 | 0 | 0 | 0 | 1 | 1 |
| 0800 - 0859 | 0 | 0 | 2 | 0 | 0 | 2 |
| 0900 - 0959 | 0 | 1 | 0 | 2 | 0 | 3 |
| 1000 - 1059 | 0 | 0 | 1 | 1 | 0 | 2 |
| 1100 - 1159 | 0 | 1 | 1 | 2 | 0 | 4 |
| 1200 - 1259 | 0 | 3 | 0 | 1 | 0 | 4 |
| 1300 - 1359 | 2 | 1 | 1 | 1 | 0 | 5 |
| 1400 - 1459 | 0 | 2 | 0 | 0 | 0 | 2 |
| 1500 - 1559 | 0 | 0 | 0 | 0 | 0 | 0 |
| 1600 - 1659 | 0 | 0 | 0 | 1 | 1 | 2 |
| 1700 - 1759 | 0 | 1 | 1 | 1 | 0 | 3 |
| 1800 - 1859 | 0 | 1 | 0 | 1 | 0 | 2 |
| 1900 - 1959 | 0 | 0 | 1 | 0 | 0 | 1 |
| 2000 - 2059 | 0 | 2 | 1 | 2 | 0 | 5 |
| 2100 - 2159 | 0 | 0 | 1 | 1 | 0 | 2 |
| 2200 - 2259 | 1 | 0 | 0 | 0 | 0 | 1 |
| 2300 - 2359 | 1 | 0 | 1 | 1 | 0 | 3 |
| Unknown | 0 | 0 | 0 | 0 | 0 | 0 |
| Totals | 10 | 18 | 15 | 23 | 7 | 73 |

Bureau Of Fire Investigation

Investigative Management and Reporting System

Fire Fatalities by Race/Ethnicity and Occupancy

For the period 01/01/2009 through 12/31/2009

Printed on Mar. 9, 2010



| Occupancy Type | White | Black | Asian | Hispanic | Unknown |
|-------------------------------|-----------|-----------|-----------|-----------|----------|
| Street | 0 | 0 | 0 | 1 | 0 |
| Commercial Structure | 0 | 0 | 0 | 1 | 0 |
| MD Residential Structure | 12 | 13 | 5 | 5 | 0 |
| PD Residential Structure | 8 | 11 | 8 | 1 | 1 |
| Vehicle | 1 | 0 | 1 | 3 | 0 |
| Hospital | 0 | 1 | 0 | 0 | 0 |
| Nursing Home | 0 | 0 | 1 | 0 | 0 |
| Sub-Totals: | 21 | 25 | 15 | 11 | 1 |
| Total Fire Fatalities: | 73 | | | | |

Bureau Of Fire Investigation

Investigative Management and Reporting System



Fire Fatalities by Age and Gender

For the period 01/01/2009 through 12/31/2009

Date of Report: 03/09/10

Page 1 of 1

| Victim Age | Female | Male | Total |
|---------------|-----------|-----------|-----------|
| 01-04 | 0 | 2 | 2 |
| 05-09 | 0 | 1 | 1 |
| 10-12 | 0 | 0 | 0 |
| 13-19 | 1 | 0 | 1 |
| 20-29 | 5 | 7 | 12 |
| 30-39 | 2 | 5 | 7 |
| 40-49 | 6 | 7 | 13 |
| 50-59 | 2 | 3 | 5 |
| 60-69 | 6 | 5 | 11 |
| 70-79 | 5 | 4 | 9 |
| 80-89 | 5 | 2 | 7 |
| 90-Over | 3 | 1 | 4 |
| Unknown | 0 | 1 | 1 |
| TOTALS | 35 | 38 | 73 |

Bureau Of Fire Investigation

Investigative Management and Reporting System

Smoke Detectors and Civilian Fire Fatalities

For the period 01/01/2004 through 12/31/2009



| | | |
|-------------------------------|-------------------------|-----------|
| For Calendar Year 2009 | Smoke Detector Present: | 24 |
| | Working: | 17 |
| | Not Present: | 15 |
| | Not Applicable: | 5 |
| | Unknown: | 25 |
| | Total: | 73 |

| | | |
|-------------------------------|--------------------------|-----------|
| For Calendar Year 2008 | Smoke Detectors Present: | 43 |
| | Working: | 23 |
| | Not Present: | 21 |
| | Not Applicable: | 6 |
| | Unknown: | 16 |
| | Total: | 86 |

| | | |
|-------------------------------|--------------------------|-----------|
| For Calendar Year 2007 | Smoke Detectors Present: | 42 |
| | Working: | 26 |
| | Not Present: | 28 |
| | Not Applicable: | 5 |
| | Unknown: | 20 |
| | Total: | 95 |

| | | |
|-------------------------------|--------------------------|-----------|
| For Calendar Year 2006 | Smoke Detectors Present: | 18 |
| | Working: | 15 |
| | Not Present: | 13 |
| | Not Applicable: | 17 |
| | Unknown: | 37 |
| | Total: | 85 |

| | | |
|-------------------------------|--------------------------|------------|
| For Calendar Year 2005 | Smoke Detectors Present: | 40 |
| | Working: | 21 |
| | Not Present: | 15 |
| | Not Applicable: | 3 |
| | Unknown: | 46 |
| | Total: | 104 |

| | | |
|-------------------------------|--------------------------|---------------|
| For Calendar Year 2004 | Smoke Detectors Present: | 39 |
| | Working: | 25 |
| | Not Present: | 16 |
| | Unknown: | 27 |
| | | Total: |

Date of Report: 03/09/2010

Bureau of Fire Investigation

Investigative Management and Reporting System



2009

Annual Report

on

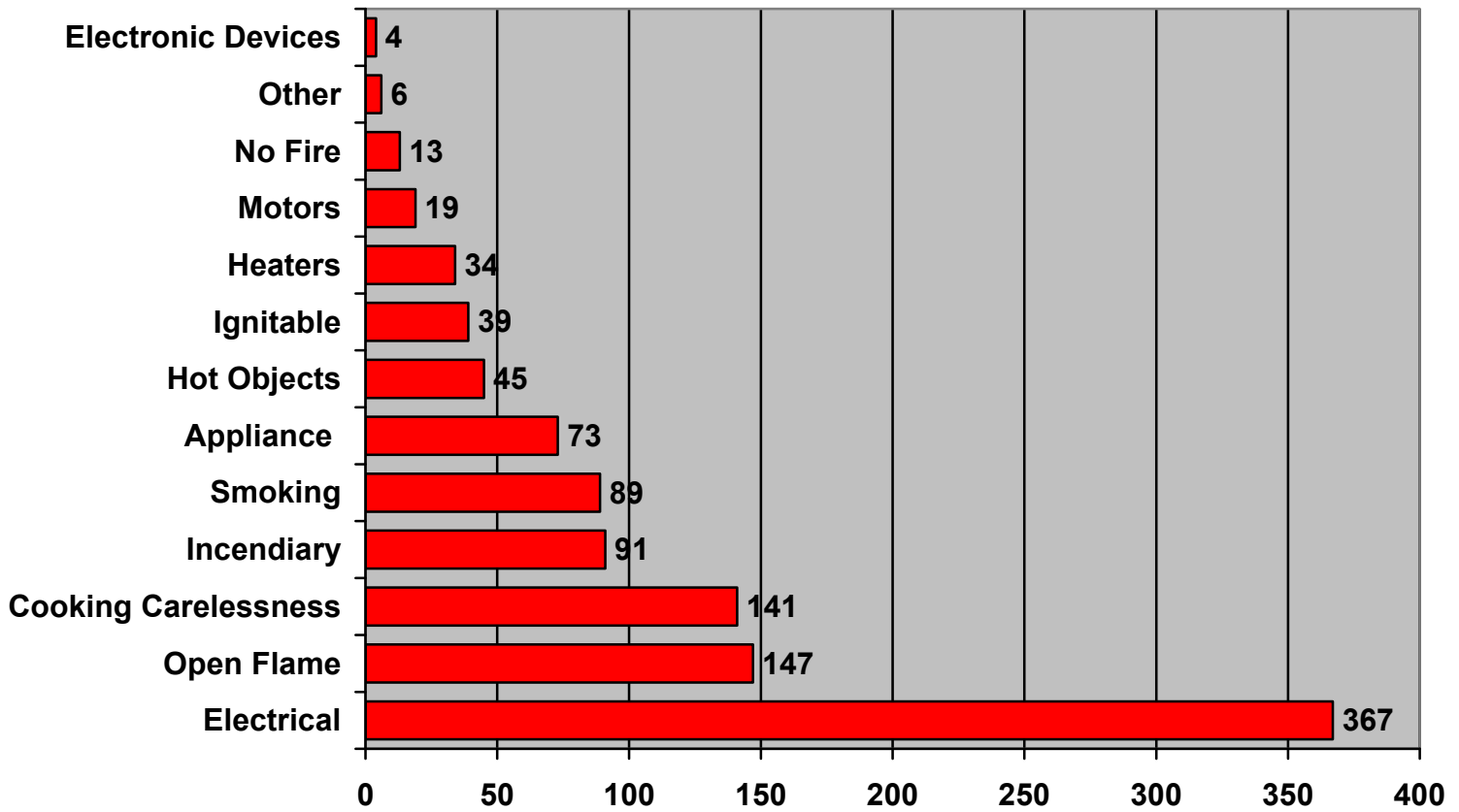
Civilian Fire Injuries



Veritas ex Cineribus

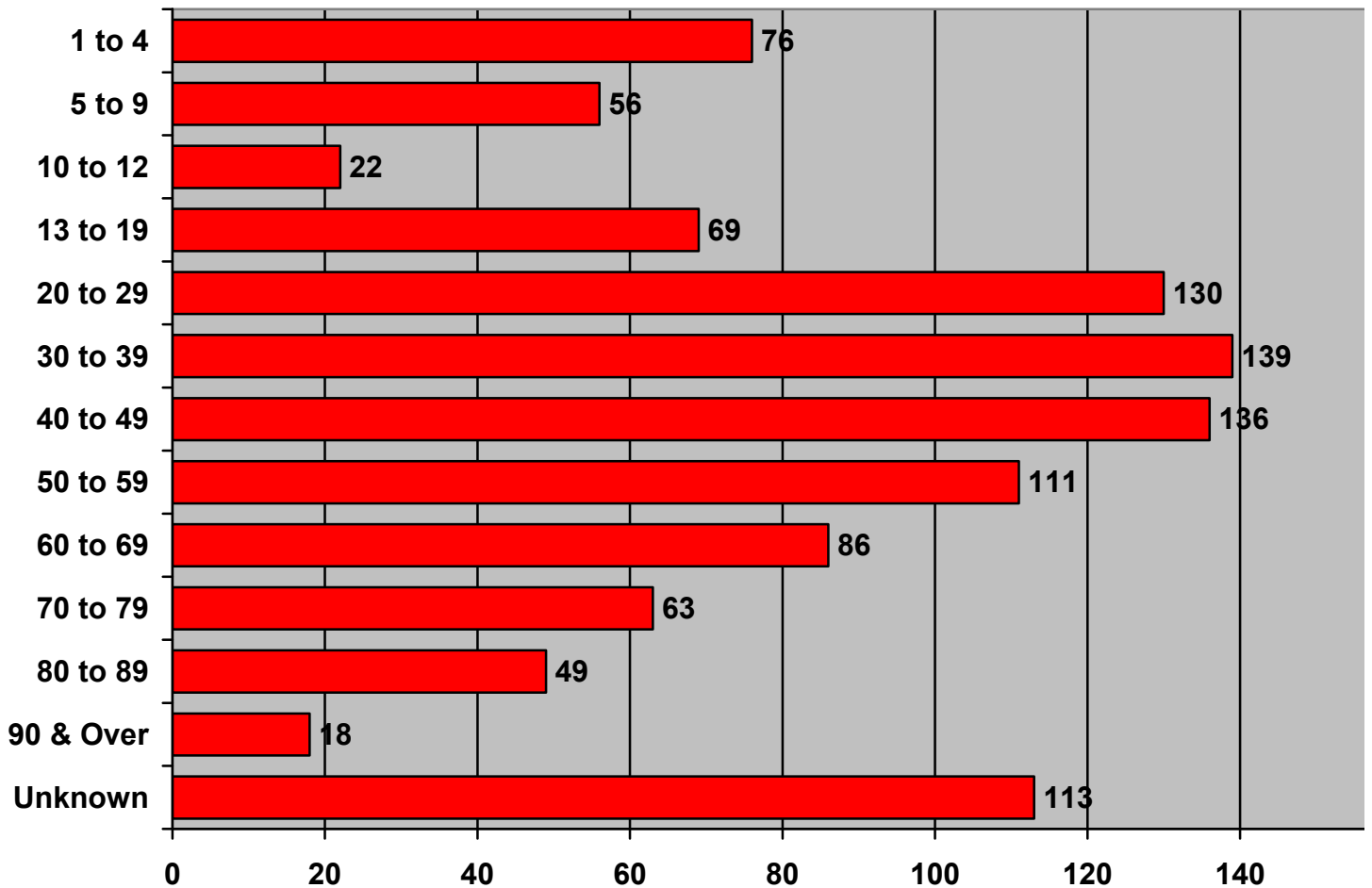


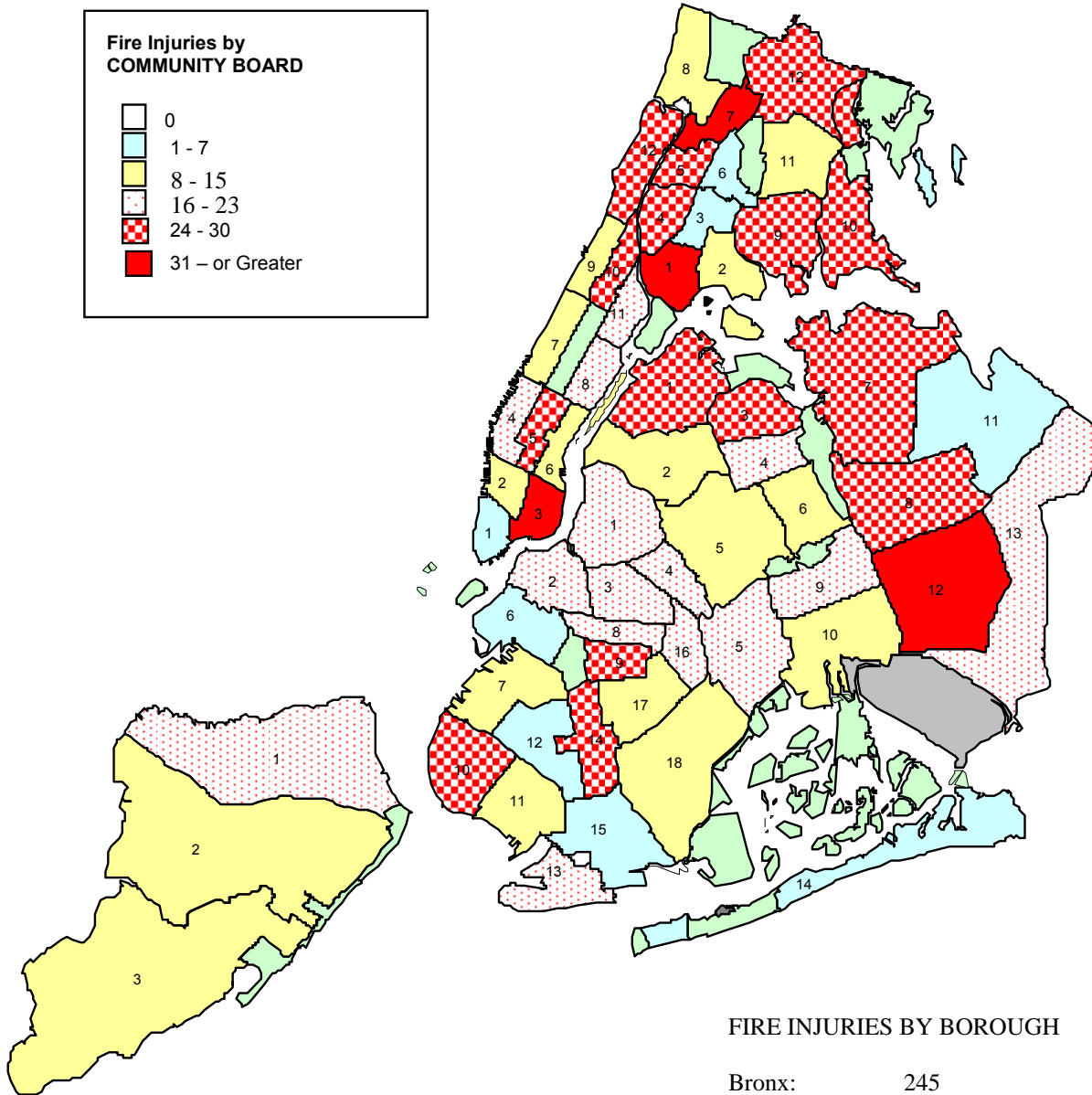
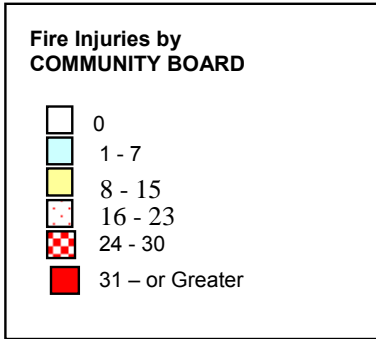
SUMMARY OF INJURIES FIRE CATEGORIES





SUMMARY OF INJURIES BY AGE





FIRE INJURIES BY BOROUGH

| | |
|----------------|------|
| Bronx: | 245 |
| Brooklyn: | 296 |
| Manhattan: | 220 |
| Queens: | 260 |
| Staten Island: | 47 |
| Citywide: | 1068 |

Bureau Of Fire Investigation

Investigative Management and Reporting System

Fire Injuries by Borough

For the period 01/01/2004 through 12/31/2009

Printed on Mar. 9, 2010



| | 2004 | 2005 | 2006 | 2007 | 2008 | 2009 |
|----------------------|------------|------------|------------|------------|------------|-------------|
| Bronx | 55 | 55 | 49 | 71 | 130 | 245 |
| Brooklyn | 107 | 105 | 99 | 135 | 193 | 296 |
| Manhattan | 56 | 53 | 46 | 80 | 141 | 220 |
| Queens | 79 | 57 | 52 | 68 | 127 | 260 |
| Staten Island | 18 | 21 | 21 | 13 | 18 | 47 |
| Totals | 315 | 291 | 267 | 367 | 609 | 1068 |

Bureau Of Fire Investigation

Investigative Management and Reporting System

Annual Comparison of Fire Injuries by Cause

For the period 2004 through 2009



| Cause of Fire | 2004 | 2005 | 2006 | 2007 | 2008 | 2009 |
|--|------|------|------|------|------|------|
| Aerosol Can | 3 | | | 1 | | 4 |
| Appliance Cord | 2 | 1 | 3 | 7 | 11 | 31 |
| Arc Welding | | | | 2 | 5 | |
| Ballast | | 1 | | | | 2 |
| Barbecue - Propane | | | 1 | | 1 | 2 |
| Barbecue - Wood/Charcoal | | | | | 2 | 1 |
| Candle | 45 | 22 | 25 | 50 | 57 | 84 |
| Carbon Monoxide Incident | 14 | 1 | 3 | | 2 | 2 |
| Child Playing w/ Other Open Flame | 5 | 6 | | 3 | 4 | 7 |
| Child Playing w/Matches/Lighter | 21 | 11 | 4 | 11 | 31 | 26 |
| Clothes Dryer | | | | | | 10 |
| Clothes Dryer - Electric | | | | 2 | | 18 |
| Clothes Dryer - Natural Gas | | | | | 11 | 18 |
| Computer Component(s) | | | 1 | 2 | 2 | |
| Cooking Fire Extending to Clothing or Combustibles | 12 | 10 | 1 | 3 | 6 | 20 |
| Dishwasher | | | 1 | | | 1 |

Bureau Of Fire Investigation

Investigative Management and Reporting System

Annual Comparison of Fire Injuries by Cause

For the period 2004 through 2009



| Cause of Fire | 2004 | 2005 | 2006 | 2007 | 2008 | 2009 |
|--|------|------|------|------|------|------|
| Electrical Wiring | 10 | 13 | 15 | 29 | 61 | 123 |
| Electrocution - Electrical Burns to Person | 1 | 1 | | | 4 | 1 |
| Exothermic Chemical Reaction | | | 1 | 1 | | 1 |
| Extension Cord | 22 | 29 | 27 | 44 | 52 | 132 |
| Feeder Cable | | | 1 | 7 | 1 | 4 |
| Fireplace | 1 | | | | | |
| Fireworks Related | 4 | 6 | 1 | 1 | 1 | |
| Food on the Stove | | | | | | 65 |
| Fuse/Circuit Breaker Panel | 3 | 2 | 2 | 3 | 2 | 4 |
| Hard Wire Outlet | 2 | 1 | 2 | | 8 | |
| Headquarters Investigation | | | | 1 | | |
| Heat From Molten Metal / Slag | | | | 1 | 1 | 3 |
| Heat from Light Bulb | 5 | 2 | 6 | 1 | 5 | 15 |
| Heat from an Iron | 1 | | | | | |
| Heat or Sparks from Friction | 2 | 1 | 6 | 2 | 4 | 7 |
| Heaters - Other | | | | | | 1 |

Bureau Of Fire Investigation

Investigative Management and Reporting System

Annual Comparison of Fire Injuries by Cause

For the period 2004 through 2009



| Cause of Fire | 2004 | 2005 | 2006 | 2007 | 2008 | 2009 |
|--|------|------|------|------|------|------|
| Holiday Lighting | | | 5 | 8 | | |
| Hot Embers | | | 2 | | | |
| Ignitable Liquid- Polyurethane/Varnish/PaintThinner | 8 | 9 | 9 | 12 | 5 | 10 |
| Ignitable Liquids/Gases - Fuel Oil | | 1 | 1 | | | 1 |
| Ignitable Liquids/Gases - Gasoline | 4 | 6 | 1 | 1 | 8 | 4 |
| Ignitable Liquids/Gases - Lighter Fluid | | | | | | 3 |
| Ignitable Liquids/Gases - Natural Gas | 2 | 4 | 6 | 4 | 16 | 9 |
| Ignitable Liquids/Gases - Pesticide Fogger | | 5 | 7 | | 1 | 2 |
| Ignitable Liquids/Gases - Propane | | 1 | | 1 | | 2 |
| Incendiary | 5 | 9 | 1 | 14 | 1 | 15 |
| Incendiary - Attempted Suicide | 1 | | 1 | | 2 | |
| Incendiary - Combustible Material | 7 | 9 | 10 | 8 | 43 | 57 |
| Incendiary - Explosives | 1 | | | | | |
| Incendiary - Fireworks | 1 | 1 | | | 1 | |
| Incendiary - Ignitable Liquid | 25 | 10 | 5 | 7 | 10 | 18 |
| Incendiary - Self Immolation | 1 | 1 | 1 | | 2 | 1 |

Bureau Of Fire Investigation

Investigative Management and Reporting System

Annual Comparison of Fire Injuries by Cause

For the period 2004 through 2009



| Cause of Fire | 2004 | 2005 | 2006 | 2007 | 2008 | 2009 |
|-------------------------------------|------|------|------|------|------|------|
| Incendiary - Suicide | | 4 | 1 | | | |
| Incendiary - Torch - Illegal Use of | | | 1 | 1 | | |
| Incense | 1 | | | | 5 | 10 |
| Lighting Fixture | 4 | 2 | | 2 | 10 | 4 |
| Matches/Lighter | 6 | 6 | 12 | 11 | 8 | 8 |
| Microwave | 2 | 2 | | 1 | 1 | |
| Motors - Electric | | | | | | 1 |
| Motors - Elevator | | | | | | 4 |
| Motors - Fan | | | | | 1 | 2 |
| Motors - Subway | | | | | 6 | |
| Not Ascertained | 1 | 5 | | 1 | 6 | 4 |
| Other | | | 4 | | 4 | |
| Other - Electrical | 1 | | 5 | 6 | 10 | 51 |
| Other - Gas | | | | | | 3 |
| Other - Hot Objects | 2 | 3 | 1 | | 4 | 6 |
| Other - Ignitable Liquid/Gas | 1 | 2 | 8 | 6 | 3 | 3 |

Bureau Of Fire Investigation

Investigative Management and Reporting System

Annual Comparison of Fire Injuries by Cause

For the period 2004 through 2009



| Cause of Fire | 2004 | 2005 | 2006 | 2007 | 2008 | 2009 |
|---|------|------|------|------|------|------|
| Other - Liquid | 6 | 1 | 2 | | 4 | 2 |
| Other - No Fire | 4 | 3 | 1 | 5 | 6 | 10 |
| Other - Open Flame | | 2 | 15 | 5 | 2 | 10 |
| Other Appliance | 1 | 4 | | 1 | 7 | 8 |
| Other Motor | 1 | 1 | 2 | 1 | | 12 |
| Permanent Heater | | | | | | 4 |
| Permanent Heater - Electric | | | | 4 | | 1 |
| Permanent Heater - Gas | 1 | | | | 2 | 5 |
| Permanent Heater - Oil | | 1 | | 1 | 3 | 4 |
| Permanent Heater - Steam Radiator (Pyrolysis) | | | | | | 4 |
| Portable Heater | 1 | | | | 1 | 3 |
| Portable Heater - Electric | 12 | 1 | 1 | 5 | 7 | 16 |
| Portable Heater - Kerosene | | 1 | | | | |
| Portable Heater - Propane | | | | 1 | | |
| Power Strip | 2 | 4 | | 4 | 6 | 14 |
| Radio/Stereo | | | | | 1 | |

Bureau Of Fire Investigation

Investigative Management and Reporting System

Annual Comparison of Fire Injuries by Cause

For the period 2004 through 2009



| Cause of Fire | 2004 | 2005 | 2006 | 2007 | 2008 | 2009 |
|------------------------------|------|------|------|------|------|------|
| Refrigeration Compressor | | | 1 | | | |
| Service | | | | | 1 | |
| Sewer Gas | | 1 | | | | |
| Smoking (Cigarette/Cigar) | 30 | 37 | 27 | 50 | 59 | 89 |
| Spontaneous Combustion | | | 1 | | | |
| Stove - Natural Gas | 10 | 8 | 4 | 4 | 11 | 12 |
| Stove - Electric | | | | | | 4 |
| Stove - Propane | | | 1 | | | |
| Stove/Cooking - Electric | 13 | 4 | 1 | | 1 | 8 |
| Stove/Cooking - Fryer | | 1 | 1 | | 5 | 10 |
| Stove/Cooking - Other | | 4 | 2 | 1 | 13 | 16 |
| Stove/Cooking - Stove | 6 | 15 | 24 | 27 | 57 | 19 |
| Stove/Cooking - Toaster Oven | | 4 | | | 1 | |
| Surge Suppressor | | 1 | | | | |
| TV | | 1 | | 1 | 1 | 4 |
| Torch - Legal Use of | 1 | 2 | 1 | 3 | 2 | 8 |

Bureau Of Fire Investigation

Investigative Management and Reporting System

Annual Comparison of Fire Injuries by Cause

For the period 2004 through 2009



| Cause of Fire | 2004 | 2005 | 2006 | 2007 | 2008 | 2009 |
|-------------------------------|------------|------------|------------|------------|------------|-------------|
| Transformer | 1 | 4 | | | | |
| Under Investigation | | | | | | 1 |
| Vehicle Wiring | 1 | 2 | | 1 | 1 | 2 |
| Washer/Dryer Combo | | | | | | 2 |
| Grand Total All Causes | 316 | 289 | 265 | 368 | 609 | 1068 |

Bureau Of Fire Investigation

Investigative Management and Reporting System

Fire Injuries by Category & Cause

For the period 01/01/2009 through 12/31/2009

Printed on Mar. 9, 2010



Fire Category: Appliance

| Cause of Fire | Count |
|-----------------------------|-----------|
| Clothes Dryer - Electric | 18 |
| Clothes Dryer - Natural Gas | 18 |
| Stove - Natural Gas | 12 |
| Clothes Dryer | 10 |
| Other Appliance | 8 |
| Stove - Electric | 4 |
| Washer/Dryer Combo | 2 |
| Dishwasher | 1 |
| Appliance Total: | 73 |

Fire Category: Cooking Carelessness

| Cause of Fire | Count |
|--|------------|
| Food on the Stove | 65 |
| Cooking Fire Extending to Clothing or Combustibles | 20 |
| Stove/Cooking - Stove | 19 |
| Stove/Cooking - Other | 16 |
| Stove/Cooking - Fryer | 10 |
| Stove/Cooking - Electric | 8 |
| Barbecue - Propane | 2 |
| Barbecue - Wood/Charcoal | 1 |
| Cooking Carelessness Total: | 141 |

Fire Category: Electrical

| Cause of Fire | Count |
|----------------------------|-------|
| Extension Cord | 132 |
| Electrical Wiring | 123 |
| Other - Electrical | 51 |
| Appliance Cord | 31 |
| Power Strip | 14 |
| Feeder Cable | 4 |
| Fuse/Circuit Breaker Panel | 4 |
| Lighting Fixture | 4 |
| Ballast | 2 |
| Vehicle Wiring | 2 |

Bureau Of Fire Investigation

Investigative Management and Reporting System

Fire Injuries by Category & Cause

For the period 01/01/2009 through 12/31/2009

Printed on Mar. 9, 2010



Fire Category: Electrical

| Cause of Fire | Count |
|--------------------------|------------|
| Electrical Total: | 367 |

Fire Category: Electronic Devices

| Cause of Fire | Count |
|----------------------------------|----------|
| TV | 4 |
| Electronic Devices Total: | 4 |

Fire Category: Heaters

| Cause of Fire | Count |
|-----------------------------|-----------|
| Portable Heater - Electric | 16 |
| Permanent Heater - Gas | 5 |
| Permanent Heater | 4 |
| Permanent Heater - Oil | 4 |
| Portable Heater | 3 |
| Heaters - Other | 1 |
| Permanent Heater - Electric | 1 |
| Heaters Total: | 34 |

Fire Category: Hot Objects

| Cause of Fire | Count |
|---|-----------|
| Heat from Light Bulb | 15 |
| Incense | 10 |
| Heat or Sparks from Friction | 7 |
| Other - Hot Objects | 6 |
| Permanent Heater - Steam Radiator (Pyrolysis) | 4 |
| Heat From Molten Metal / Slag | 3 |
| Hot Objects Total: | 45 |

Fire Category: Ignitable

| Cause of Fire | Count |
|--|-------|
| Ignitable Liquid-Polyurethane/Varnish/PaintThinner | 10 |

Bureau Of Fire Investigation

Investigative Management and Reporting System

Fire Injuries by Category & Cause

For the period 01/01/2009 through 12/31/2009

Printed on Mar. 9, 2010



Fire Category: Ignitable

| Cause of Fire | Count |
|--|-----------|
| Ignitable Liquids/Gases - Natural Gas | 9 |
| Ignitable Liquids/Gases - Gasoline | 4 |
| Other - Gas | 3 |
| Ignitable Liquids/Gases - Lighter Fluid | 3 |
| Other - Ignitable Liquid/Gas | 3 |
| Other - Liquid | 2 |
| Ignitable Liquids/Gases - Pesticide Fogger | 2 |
| Ignitable Liquids/Gases - Propane | 2 |
| Ignitable Liquids/Gases - Fuel Oil | 1 |
| Ignitable Total: | 39 |

Fire Category: Incendiary

| Cause of Fire | Count |
|-----------------------------------|-----------|
| Incendiary - Combustible Material | 57 |
| Incendiary - Ignitable Liquid | 18 |
| Incendiary | 15 |
| Incendiary - Self Immolation | 1 |
| Incendiary Total: | 91 |

Fire Category: Motors

| Cause of Fire | Count |
|----------------------|-----------|
| Other Motor | 12 |
| Motors - Elevator | 4 |
| Motors - Fan | 2 |
| Motors - Electric | 1 |
| Motors Total: | 19 |

Fire Category: No Fire

| Cause of Fire | Count |
|--|-------|
| Other - No Fire | 10 |
| Carbon Monoxide Incident | 2 |
| Electrocution - Electrical Burns to Person | 1 |

Bureau Of Fire Investigation

Investigative Management and Reporting System

Fire Injuries by Category & Cause

For the period 01/01/2009 through 12/31/2009

Printed on Mar. 9, 2010



Fire Category: No Fire

| Cause of Fire | Count |
|-----------------------|-----------|
| No Fire Total: | 13 |

Fire Category: Open Flame

| Cause of Fire | Count |
|-----------------------------------|------------|
| Candle | 84 |
| Child Playing w/Matches/Lighter | 26 |
| Other - Open Flame | 10 |
| Matches/Lighter | 8 |
| Torch - Legal Use of | 8 |
| Child Playing w/ Other Open Flame | 7 |
| Aerosol Can | 4 |
| Open Flame Total: | 147 |

Fire Category: Other

| Cause of Fire | Count |
|------------------------------|----------|
| Not Ascertained | 4 |
| Under Investigation | 1 |
| Exothermic Chemical Reaction | 1 |
| Other Total: | 6 |

Fire Category: Smoking

| Cause of Fire | Count |
|---------------------------|-----------|
| Smoking (Cigarette/Cigar) | 89 |
| Smoking Total: | 89 |

Grand Total: 1068

Bureau Of Fire Investigation

Investigative Management and Reporting System

Fire Injuries by Borough & Type of Injury

For the period 01/01/2009 through 12/31/2009

Printed on Mar. 9, 2010



| Injury | Bronx | Brooklyn | Manhattan | Queens | Staten Island | Totals |
|------------------------|-------------|------------|------------|------------|---------------|-------------|
| Smoke | 138 | 151 | 107 | 128 | 23 | 547 |
| Burns | 35 | 50 | 34 | 42 | 12 | 173 |
| Smoke/Burns | 4 | 17 | 8 | 17 | 2 | 48 |
| Trauma | 4 | 5 | 3 | 9 | 0 | 21 |
| Carbon Monoxide | 4 | 0 | 0 | 2 | 0 | 6 |
| Other | 10 | 9 | 14 | 13 | 7 | 53 |
| RMA | 34 | 34 | 26 | 22 | 3 | 119 |
| Unknown | 16 | 30 | 28 | 27 | 0 | 101 |
| Sub-Totals: | 245 | 296 | 220 | 260 | 47 | 1068 |
| Citywide Total: | 1068 | | | | | |

Bureau Of Fire Investigation

Investigative Management and Reporting System

Fire Injuries by CB and Borough

For the period 01/01/2009 through 12/31/2009

Printed on Mar. 9, 2010



| CB | Bronx | Brooklyn | Manhattan | Queens | Staten Island |
|-------------------|------------|------------|------------|------------|---------------|
| 01 | 36 | 23 | 2 | 25 | 21 |
| 02 | 11 | 20 | 8 | 15 | 13 |
| 03 | 3 | 20 | 41 | 29 | 13 |
| 04 | 26 | 18 | 23 | 20 | |
| 05 | 30 | 18 | 24 | 9 | |
| 06 | 7 | 3 | 14 | 12 | |
| 07 | 31 | 10 | 12 | 24 | |
| 08 | 8 | 17 | 16 | 28 | |
| 09 | 30 | 25 | 10 | 17 | |
| 10 | 24 | 27 | 24 | 14 | |
| 11 | 13 | 14 | 20 | 4 | |
| 12 | 26 | 4 | 26 | 35 | |
| 13 | | 20 | | 23 | |
| 14 | | 28 | | 5 | |
| 15 | | 6 | | | |
| 16 | | 21 | | | |
| 17 | | 12 | | | |
| 18 | | 10 | | | |
| Sub-Total: | 245 | 296 | 220 | 260 | 47 |

Total Fire Injuries: 1068

Bureau Of Fire Investigation

Investigative Management and Reporting System

Monthly Fire Injuries by Borough

For the period 01/01/2009 through 12/31/2009



Date of Report: 03/09/2010

For Calendar Year 2009

| | | Bronx | Brooklyn | Manhattan | Queens | Staten Island | Totals |
|------------------|------|------------|------------|------------|------------|---------------|-------------|
| January | 2009 | 57 | 30 | 18 | 28 | 2 | 135 |
| February | 2009 | 20 | 34 | 29 | 50 | 8 | 141 |
| March | 2009 | 21 | 25 | 35 | 18 | 6 | 105 |
| April | 2009 | 21 | 19 | 25 | 24 | 1 | 90 |
| May | 2009 | 27 | 17 | 20 | 12 | 4 | 80 |
| June | 2009 | 15 | 17 | 20 | 18 | 3 | 73 |
| July | 2009 | 30 | 29 | 3 | 16 | 1 | 79 |
| August | 2009 | 7 | 25 | 13 | 27 | 7 | 79 |
| September | 2009 | 10 | 18 | 15 | 10 | 3 | 56 |
| October | 2009 | 6 | 27 | 10 | 17 | 3 | 63 |
| November | 2009 | 18 | 19 | 12 | 19 | 2 | 70 |
| December | 2009 | 13 | 36 | 20 | 21 | 7 | 97 |
| Totals | | 245 | 296 | 220 | 260 | 47 | 1068 |

Bureau Of Fire Investigation

Investigative Management and Reporting System

Fire Injuries by Hour of Occurrence and Borough

For the period 01/01/2009 through 12/31/2009



Date of Report: 03/09/10

Page 1 of 1

For Calendar Year 2009

| Hours | Bronx | Brooklyn | Manhattan | Queens | Staten Island | Totals |
|---------------|------------|------------|------------|------------|---------------|-------------|
| 0000 - 0059 | 9 | 15 | 5 | 11 | 0 | 40 |
| 0100 - 0159 | 26 | 29 | 14 | 13 | 2 | 84 |
| 0200 - 0259 | 6 | 8 | 7 | 6 | 0 | 27 |
| 0300 - 0359 | 4 | 16 | 21 | 8 | 0 | 49 |
| 0400 - 0459 | 22 | 17 | 10 | 12 | 1 | 62 |
| 0500 - 0559 | 14 | 0 | 4 | 6 | 1 | 25 |
| 0600 - 0659 | 1 | 13 | 21 | 8 | 2 | 45 |
| 0700 - 0759 | 14 | 8 | 9 | 9 | 3 | 43 |
| 0800 - 0859 | 11 | 4 | 19 | 4 | 3 | 41 |
| 0900 - 0959 | 9 | 8 | 5 | 12 | 2 | 36 |
| 1000 - 1059 | 9 | 1 | 10 | 16 | 6 | 42 |
| 1100 - 1159 | 16 | 13 | 10 | 21 | 3 | 63 |
| 1200 - 1259 | 6 | 13 | 17 | 14 | 1 | 51 |
| 1300 - 1359 | 2 | 10 | 3 | 17 | 1 | 33 |
| 1400 - 1459 | 13 | 14 | 7 | 12 | 1 | 47 |
| 1500 - 1559 | 23 | 15 | 14 | 15 | 4 | 71 |
| 1600 - 1659 | 7 | 13 | 5 | 9 | 2 | 36 |
| 1700 - 1759 | 12 | 12 | 7 | 12 | 1 | 44 |
| 1800 - 1859 | 3 | 12 | 1 | 7 | 6 | 29 |
| 1900 - 1959 | 10 | 18 | 5 | 9 | 2 | 44 |
| 2000 - 2059 | 13 | 11 | 5 | 13 | 1 | 43 |
| 2100 - 2159 | 10 | 14 | 6 | 13 | 2 | 45 |
| 2200 - 2259 | 2 | 13 | 8 | 7 | 1 | 31 |
| 2300 - 2359 | 3 | 19 | 6 | 5 | 2 | 35 |
| Unknown | 0 | 0 | 1 | 0 | 0 | 1 |
| Totals | 245 | 296 | 220 | 260 | 47 | 1068 |

Bureau Of Fire Investigation

Investigative Management and Reporting System

Fire Injuries by Race/Ethnicity and Occupancy

For the period 01/01/2009 through 12/31/2009

Printed on Mar. 9, 2010



| Occupancy Type | White | Black | Asian | Hispanic | Unknown |
|--------------------------|------------|------------|------------|------------|-----------|
| Street | 3 | 0 | 0 | 2 | 0 |
| Boat | 3 | 0 | 0 | 0 | 0 |
| Burn Notification | 2 | 0 | 0 | 2 | 0 |
| Commercial Structure | 15 | 10 | 3 | 15 | 6 |
| MD Residential Structure | 163 | 175 | 66 | 247 | 56 |
| Miscellaneous | 0 | 0 | 2 | 0 | 0 |
| No Fire | 1 | 3 | 0 | 1 | 0 |
| Other | 7 | 4 | 1 | 1 | 0 |
| PD Residential Structure | 63 | 76 | 28 | 63 | 11 |
| Transit | 3 | 2 | 0 | 1 | 0 |
| Vehicle | 5 | 4 | 0 | 1 | 4 |
| School | 1 | 1 | 0 | 2 | 0 |
| Outside Rubbish | 1 | 0 | 0 | 0 | 1 |
| Hospital | 1 | 4 | 1 | 3 | 0 |
| Garage/Shed | 2 | 1 | 0 | 1 | 0 |
| Sub-Totals: | 270 | 280 | 101 | 339 | 78 |

Total Fire Injuries: 1068

Bureau Of Fire Investigation

Investigative Management and Reporting System

Fire Injuries by Age and Gender

For the period 01/01/2009 through 12/31/2009



Date of Report: 03/09/2010

Page 1 of 1

| Victim Age | Female | Male | Unknown | Total |
|---------------|------------|------------|----------|-------------|
| 01-04 | 41 | 35 | 0 | 76 |
| 05-09 | 24 | 32 | 0 | 56 |
| 10-12 | 9 | 13 | 0 | 22 |
| 13-19 | 37 | 32 | 0 | 69 |
| 20-29 | 71 | 59 | 0 | 130 |
| 30-39 | 74 | 65 | 0 | 139 |
| 40-49 | 67 | 69 | 0 | 136 |
| 50-59 | 51 | 60 | 0 | 111 |
| 60-69 | 48 | 38 | 0 | 86 |
| 70-79 | 37 | 26 | 0 | 63 |
| 80-89 | 32 | 17 | 0 | 49 |
| 90-Over | 12 | 6 | 0 | 18 |
| Unknown | 58 | 48 | 7 | 113 |
| TOTALS | 561 | 500 | 7 | 1068 |

Bureau Of Fire Investigation

Investigative Management and Reporting System

Smoke Detectors and Civilian Fire Injuries

For the period 01/01/2004 through 12/31/2009



| | | |
|-------------------------------|-------------------------|-------------|
| For Calendar Year 2009 | Smoke Detector Present: | 389 |
| | Working: | 287 |
| | Not Present: | 101 |
| | Not Applicable: | 76 |
| | Unknown: | 414 |
| | Total: | 1068 |

| | | |
|-------------------------------|--------------------------|------------|
| For Calendar Year 2008 | Smoke Detectors Present: | 276 |
| | Working: | 213 |
| | Not Present: | 68 |
| | Not Applicable: | 59 |
| | Unknown: | 205 |
| | Total: | 609 |

| | | |
|-------------------------------|--------------------------|------------|
| For Calendar Year 2007 | Smoke Detectors Present: | 191 |
| | Working: | 146 |
| | Not Present: | 44 |
| | Not Applicable: | 33 |
| | Unknown: | 76 |
| | Total: | 367 |

| | | |
|-------------------------------|--------------------------|------------|
| For Calendar Year 2006 | Smoke Detectors Present: | 115 |
| | Working: | 86 |
| | Not Present: | 25 |
| | Not Applicable: | 30 |
| | Unknown: | 97 |
| | Total: | 267 |

| | | |
|-------------------------------|--------------------------|------------|
| For Calendar Year 2005 | Smoke Detectors Present: | 117 |
| | Working: | 92 |
| | Not Present: | 36 |
| | Not Applicable: | 10 |
| | Unknown: | 128 |
| | Total: | 291 |

| | | |
|-------------------------------|--------------------------|---------------|
| For Calendar Year 2004 | Smoke Detectors Present: | 100 |
| | Working: | 74 |
| | Not Present: | 45 |
| | Unknown: | 170 |
| | | Total: |

Date of Report: 03/09/2010

Bureau of Fire Investigation

Investigative Management and Reporting System



2009

Annual Report

on

Arrests



Veritas ex Cineribus

Bureau Of Fire Investigation

Investigative Management and Reporting System

Arrest Summary Report

For the period 01/01/2009 through 12/31/2009

Printed on Mar. 9, 2010



Total Arrests Recorded at B.F.I.

592

Arrests by Bureau of Fire Investigation:

Bureau of Fire Investigation Arrests Total: **514**

Fire Related..... 314
Arson..... 125
Other..... 54
Malicious False Alarms..... 21

Other Law Enforcement Arrests Total: **78**

Other (BFI Assist)..... 48
Arson (BFI Assist)..... 28
Arson (No BFI Assist)..... 2

Total BFI Arrests and Assists..... **592**

All BFI Arrests..... 514
Other L/E Arrests - BFI Assisting..... 78

Total Summons:

27

Summons..... 27

Miscellaneous Information:

Arrests involving Auto Fires..... 80
Juvenile Arrests, under sixteen years of age..... 30
Referrals to the Juvenile Unit in lieu of Arrests.....
Arrests as a result of New York State Burn Law..... 1
Arrests by City Wide SIU..... 253
Arrests by Headquarters CIU..... 5
Arrests Involving Fireworks..... 32

Bureau Of Fire Investigation

Investigative Management and Reporting System

BFI Arrests and Assists to L/E by CB and Borough

For the period 01/01/2009 through 12/31/2009

Printed on Mar. 9, 2010



| CB | Bronx | Brooklyn | Manhattan | Queens | Staten Island | Out of NYC |
|------------|-------|----------|-----------|--------|---------------|------------|
| 01 | 11 | 7 | 52 | 10 | 23 | |
| 02 | 10 | 42 | 6 | 10 | 8 | |
| 03 | 10 | 13 | 6 | 7 | 13 | |
| 04 | 17 | 2 | 10 | 7 | | |
| 05 | 8 | 16 | 11 | 7 | | |
| 06 | 9 | 3 | 5 | 3 | | |
| 07 | 14 | 6 | 10 | 6 | | |
| 08 | 6 | 5 | 4 | 9 | | |
| 09 | 8 | 5 | 3 | 16 | | |
| 10 | 11 | 5 | 9 | 6 | | |
| 11 | 3 | 8 | 6 | 4 | | |
| 12 | 8 | 5 | 18 | 15 | | |
| 13 | | 11 | | 14 | | |
| 14 | | 3 | | 13 | | |
| 15 | | 4 | | | | |
| 16 | | 6 | | | | |
| 17 | | 3 | | | | |
| 18 | | 21 | | | | |
| Out of NYC | | | | | | 1 |
| Sum Total: | 115 | 165 | 140 | 127 | 44 | 1 |

Total Arrests All Boroughs: 592

Bureau Of Fire Investigation

Investigative Management and Reporting System

BFI Arrests by Borough

For the period 01/01/2009 through 12/31/2009

Printed on Mar. 9, 2010



| Arrest Type | Bronx | Brooklyn | Manhattan | Queens | Staten Island | Out of NYC |
|---------------|-----------|------------|------------|------------|---------------|------------|
| Arson | 30 | 27 | 25 | 31 | 12 | 0 |
| MFA | 1 | 12 | 3 | 3 | 2 | 0 |
| Other | 4 | 8 | 18 | 5 | 18 | 1 |
| Fire Related | 56 | 100 | 80 | 69 | 9 | 0 |
| Totals | 91 | 147 | 126 | 108 | 41 | 1 |

| |
|--|
| Total Arrests All Boroughs: 514 |
|--|

Bureau Of Fire Investigation

Investigative Management and Reporting System

BFI Arrests by CB and Borough

For the period 01/01/2009 through 12/31/2009

Printed on Mar. 9, 2010



| CB | Bronx | Brooklyn | Manhattan | Queens | Staten Island | Out of NYC |
|-------------------|-----------|------------|------------|------------|---------------|------------|
| 01 | 9 | 6 | 50 | 10 | 21 | |
| 02 | 8 | 41 | 5 | 9 | 7 | |
| 03 | 6 | 11 | 4 | 6 | 13 | |
| 04 | 16 | 1 | 8 | 5 | | |
| 05 | 6 | 15 | 10 | 7 | | |
| 06 | 5 | 3 | 5 | 3 | | |
| 07 | 10 | 3 | 9 | 5 | | |
| 08 | 4 | 5 | 3 | 5 | | |
| 09 | 8 | 5 | 3 | 13 | | |
| 10 | 8 | 3 | 8 | 6 | | |
| 11 | 3 | 5 | 6 | 4 | | |
| 12 | 8 | 5 | 15 | 13 | | |
| 13 | | 11 | | 10 | | |
| 14 | | 3 | | 12 | | |
| 15 | | 3 | | | | |
| 16 | | 5 | | | | |
| 17 | | 2 | | | | |
| 18 | | 20 | | | | |
| Out of NYC | | | | | | 1 |
| Sum Total: | 91 | 147 | 126 | 108 | 41 | 1 |

Total Arrests All Boroughs: 514

Bureau Of Fire Investigation

Investigative Management and Reporting System

BFI Arson Arrests by CB and Borough

For the period 01/01/2009 through 12/31/2009

Printed on Mar. 9, 2010



| CB | Bronx | Brooklyn | Manhattan | Queens | Staten Island | Out of NYC |
|-------------------|-----------|-----------|-----------|-----------|---------------|------------|
| 01 | 1 | 3 | 2 | 4 | 10 | |
| 02 | 1 | 2 | 0 | 1 | 2 | |
| 03 | 2 | 3 | 1 | 0 | 0 | |
| 04 | 2 | 0 | 3 | 0 | | |
| 05 | 3 | 4 | 3 | 4 | | |
| 06 | 3 | 2 | 2 | 1 | | |
| 07 | 6 | 0 | 5 | 1 | | |
| 08 | 1 | 1 | 1 | 1 | | |
| 09 | 3 | 2 | 1 | 6 | | |
| 10 | 6 | 1 | 2 | 0 | | |
| 11 | 1 | 1 | 3 | 0 | | |
| 12 | 1 | 0 | 2 | 6 | | |
| 13 | | 3 | | 5 | | |
| 14 | | 1 | | 2 | | |
| 15 | | 0 | | | | |
| 16 | | 1 | | | | |
| 17 | | 0 | | | | |
| 18 | | 3 | | | | |
| Sum Total: | 30 | 27 | 25 | 31 | 12 | 0 |

Total Arrests All Boroughs: 125

Bureau Of Fire Investigation

Investigative Management and Reporting System

Bronx Community Boards Arrest Breakdown

For the period 01/01/2009 through 12/31/2009

Printed on Mar. 9, 2010



| CB | Arson | Arson L/E | MFA | Other | Other L/E | Fire Related |
|-------------------|-----------|-----------|----------|----------|-----------|--------------|
| 01 | 1 | 2 | 1 | 0 | 0 | 7 |
| 02 | 1 | 1 | 0 | 0 | 1 | 7 |
| 03 | 2 | 2 | 0 | 1 | 2 | 3 |
| 04 | 2 | 1 | 0 | 1 | 0 | 13 |
| 05 | 3 | 0 | 0 | 0 | 2 | 3 |
| 06 | 3 | 1 | 0 | 0 | 3 | 2 |
| 07 | 6 | 2 | 0 | 1 | 2 | 3 |
| 08 | 1 | 0 | 0 | 0 | 2 | 3 |
| 09 | 3 | 0 | 0 | 0 | 0 | 5 |
| 10 | 6 | 3 | 0 | 1 | 0 | 1 |
| 11 | 1 | 0 | 0 | 0 | 0 | 2 |
| 12 | 1 | 0 | 0 | 0 | 0 | 7 |
| Sum Total: | 30 | 12 | 1 | 4 | 12 | 56 |

| | |
|-----------------------------|------------|
| Total Arrests Bronx: | 115 |
|-----------------------------|------------|

Bureau Of Fire Investigation

Investigative Management and Reporting System

Brooklyn Community Boards Arrest Breakdown

For the period 01/01/2009 through 12/31/2009

Printed on Mar. 9, 2010



| CB | Arson | Arson L/E | MFA | Other | Other L/E | Fire Related |
|-------------------|-----------|-----------|-----------|----------|-----------|--------------|
| 01 | 3 | 0 | 0 | 0 | 1 | 3 |
| 02 | 2 | 0 | 0 | 0 | 1 | 39 |
| 03 | 3 | 0 | 3 | 0 | 2 | 5 |
| 04 | 0 | 1 | 0 | 0 | 0 | 1 |
| 05 | 4 | 0 | 3 | 3 | 1 | 5 |
| 06 | 2 | 0 | 0 | 0 | 0 | 1 |
| 07 | 0 | 0 | 0 | 0 | 3 | 3 |
| 08 | 1 | 0 | 0 | 0 | 0 | 4 |
| 09 | 2 | 0 | 0 | 0 | 0 | 3 |
| 10 | 1 | 1 | 0 | 0 | 1 | 2 |
| 11 | 1 | 0 | 0 | 1 | 3 | 3 |
| 12 | 0 | 0 | 0 | 0 | 0 | 5 |
| 13 | 3 | 0 | 3 | 2 | 0 | 3 |
| 14 | 1 | 0 | 0 | 0 | 0 | 2 |
| 15 | 0 | 0 | 1 | 0 | 1 | 2 |
| 16 | 1 | 1 | 0 | 0 | 0 | 4 |
| 17 | 0 | 0 | 2 | 0 | 1 | 0 |
| 18 | 3 | 0 | 0 | 2 | 1 | 15 |
| Sum Total: | 27 | 3 | 12 | 8 | 15 | 100 |

Total Arrests Brooklyn: 165

Bureau Of Fire Investigation

Investigative Management and Reporting System

Manhattan Community Boards Arrest Breakdown

For the period 01/01/2009 through 12/31/2009

Printed on Mar. 9, 2010



| CB | Arson | Arson L/E | MFA | Other | Other L/E | Fire Related |
|-------------------|-----------|-----------|----------|-----------|-----------|--------------|
| 01 | 2 | 1 | 0 | 4 | 1 | 44 |
| 02 | 0 | 0 | 1 | 1 | 1 | 3 |
| 03 | 1 | 1 | 0 | 0 | 1 | 3 |
| 04 | 3 | 1 | 0 | 2 | 1 | 3 |
| 05 | 3 | 0 | 1 | 0 | 1 | 6 |
| 06 | 2 | 0 | 0 | 0 | 0 | 3 |
| 07 | 5 | 1 | 0 | 0 | 0 | 4 |
| 08 | 1 | 1 | 0 | 0 | 0 | 2 |
| 09 | 1 | 0 | 0 | 0 | 0 | 2 |
| 10 | 2 | 1 | 0 | 1 | 0 | 5 |
| 11 | 3 | 0 | 1 | 0 | 0 | 2 |
| 12 | 2 | 3 | 0 | 10 | 0 | 3 |
| Sum Total: | 25 | 9 | 3 | 18 | 5 | 80 |

Total Arrests Manhattan: 140

Bureau Of Fire Investigation

Investigative Management and Reporting System

Queens Community Boards Arrest Breakdown

For the period 01/01/2009 through 12/31/2009

Printed on Mar. 9, 2010



| CB | Arson | Arson L/E | MFA | Other | Other L/E | Fire Related |
|-------------------|-----------|-----------|----------|----------|-----------|--------------|
| 01 | 4 | 0 | 0 | 1 | 0 | 5 |
| 02 | 1 | 1 | 0 | 0 | 0 | 8 |
| 03 | 0 | 1 | 0 | 0 | 0 | 6 |
| 04 | 0 | 0 | 1 | 0 | 2 | 4 |
| 05 | 4 | 0 | 0 | 0 | 0 | 3 |
| 06 | 1 | 0 | 0 | 0 | 0 | 2 |
| 07 | 1 | 1 | 0 | 1 | 0 | 3 |
| 08 | 1 | 0 | 0 | 1 | 4 | 3 |
| 09 | 6 | 0 | 0 | 0 | 3 | 7 |
| 10 | 0 | 0 | 1 | 0 | 0 | 5 |
| 11 | 0 | 0 | 0 | 0 | 0 | 4 |
| 12 | 6 | 2 | 0 | 1 | 0 | 6 |
| 13 | 5 | 1 | 0 | 0 | 3 | 5 |
| 14 | 2 | 0 | 1 | 1 | 1 | 8 |
| Sum Total: | 31 | 6 | 3 | 5 | 13 | 69 |

Total Arrests Queens: 127

Bureau Of Fire Investigation

Investigative Management and Reporting System

Staten Island Community Boards Arrest Breakdown

For the period 01/01/2009 through 12/31/2009

Printed on Mar. 9, 2010



| CB | Arson | Arson L/E | MFA | Other | Other L/E | Fire Related |
|-------------------|-----------|-----------|----------|-----------|-----------|--------------|
| 01 | 10 | 0 | 1 | 4 | 2 | 6 |
| 02 | 2 | 0 | 0 | 3 | 1 | 2 |
| 03 | 0 | 0 | 1 | 11 | 0 | 1 |
| Sum Total: | 12 | 0 | 2 | 18 | 3 | 9 |

| |
|--|
| Total Arrests Staten Island: 44 |
|--|

Bureau Of Fire Investigation

Investigative Management and Reporting System

Other Law Enforcement Arrests / BFI Assists by Borough

For the period 01/01/2009 through 12/31/2009

Printed on Mar. 9, 2010



| Arrest Type | Bronx | Brooklyn | Manhattan | Queens | Staten Island | Out of NYC |
|-------------|-------|----------|-----------|--------|---------------|------------|
| Arson | 12 | 3 | 9 | 6 | 0 | 0 |
| Other | 12 | 15 | 5 | 13 | 3 | 0 |
| Totals | 24 | 18 | 14 | 19 | 3 | 0 |

| |
|--------------------------------|
| Total Arrests All Boroughs: 78 |
|--------------------------------|

Bureau Of Fire Investigation

Investigative Management and Reporting System

Other L/E Arrests / BFI Assists by CB and Borough

For the period 01/01/2009 through 12/31/2009

Printed on Mar. 9, 2010



| CB | Bronx | Brooklyn | Manhattan | Queens | Staten Island | Out of NYC |
|-------------------|-----------|-----------|-----------|-----------|---------------|------------|
| 01 | 2 | 1 | 2 | 0 | 2 | |
| 02 | 2 | 1 | 1 | 1 | 1 | |
| 03 | 4 | 2 | 2 | 1 | 0 | |
| 04 | 1 | 1 | 2 | 2 | | |
| 05 | 2 | 1 | 1 | 0 | | |
| 06 | 4 | 0 | 0 | 0 | | |
| 07 | 4 | 3 | 1 | 1 | | |
| 08 | 2 | 0 | 1 | 4 | | |
| 09 | 0 | 0 | 0 | 3 | | |
| 10 | 3 | 2 | 1 | 0 | | |
| 11 | 0 | 3 | 0 | 0 | | |
| 12 | 0 | 0 | 3 | 2 | | |
| 13 | | 0 | | 4 | | |
| 14 | | 0 | | 1 | | |
| 15 | | 1 | | | | |
| 16 | | 1 | | | | |
| 17 | | 1 | | | | |
| 18 | | 1 | | | | |
| Out of NYC | | | | | | |
| Sum Total: | 24 | 18 | 14 | 19 | 3 | 0 |

Total Arrests All Boroughs: 78