



# NEW YORK CITY FIRE DEPARTMENT

## 2023-2024 Fire and Emergency Preparedness Bulletin For New York City Apartment Buildings

© TM City of New York

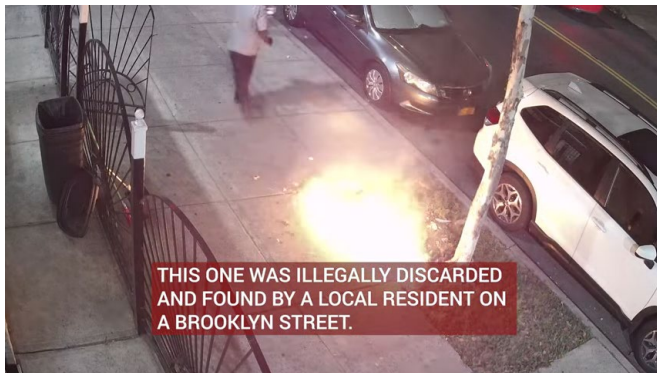
### APARTMENT BUILDING FIRE SAFETY

#### Lithium-Ion Battery E-Safety

(Fire Safety Hazards Associated with Li-Ion Battery-Powered Micromobility Devices)

**Lithium-ion batteries have become a leading cause of fires and fire deaths. The batteries are found in micromobility devices such as e-bikes, e-scooters, hoverboards and other devices. These battery fires are explosive, fast-moving and destructive. This year alone, there were 214 lithium-ion battery structural fires, causing 14 deaths and 116 injuries (through 10/16/23).**

Lithium-ion batteries that have been damaged or tampered with are particularly dangerous. One such battery that was discarded on a City street burned for 10 minutes, continuously exploding and spreading flaming debris. See the video at: [YouTube Link](#). For information about safe disposal of lithium-ion batteries, visit [www.FDNYsmart.org](http://www.FDNYsmart.org).



WHAT YOU NEED TO KNOW ABOUT E-SAFETY (SEE NEXT PAGE)

## **Immediately stop charging your lithium-ion battery and call 911 if you notice:**

- Fire or Smoke
- Battery overheating
- Change in battery shape or color
- Battery leaking
- Strange battery smell
- Battery making odd noises
- Battery damaged or tampered with

### **Here's What to Do to Be E-Safe**

**BUY only lithium-ion battery powered e-bikes or other micromobility devices that are CERTIFIED by an accredited testing laboratory. Look for a UL or other accredited testing laboratory symbol that references UL Standard 2849, 2272 or 2271.**

- **WHY?** These certifications provide proof that these products meet industry standards and are safe to operate under normal circumstances.

**USE the original battery, power adapter and power cord supplied with the device, or a manufacturer-recommended or accredited testing laboratory-certified replacement.**

- **NEVER** use unapproved chargers/batteries, even if they cost less.
- **WHY?** Uncertified batteries or chargers may not be designed to work with the e-bike (or other micromobility device) or e-bike battery.
- **RESULT:** An unapproved battery may overcharge, overheat and catch on fire.

**PLUG the e-bike directly into an electrical wall outlet when charging.**

- **NEVER** charge a lithium-ion battery with an extension cord or power strip.
- **WHY?** These batteries require a lot of electrical current, more than most extension cords and power strips can handle.
- **RESULT:** The extension cord or power strip can overheat and cause a fire.

**CHARGE your e-bike or other device in a safe facility, not in your apartment, if possible. Ask your building or employer if they can provide a safe charging and storage facility.**

- **WHY?** Lithium-ion batteries store a lot of energy and when they overheat they release intense energy. Most apartments do not have sprinklers and many furnishings and household items are highly combustible.
- **RESULT:** A fire in your apartment can be devastating.

**MAKE SURE you have a way out of the apartment in the event of fire!**

- **NEVER** charge your lithium-ion battery next to an apartment door or window that can be used to escape.

**MONITOR your e-bike or e-bike battery when it is being charged.**

- **READ** the manufacturer's charging and storage instructions and follow them.
- **NEVER** charge the battery overnight or when you are not in the apartment.
- **NEVER** charge an e-bike or e-bike battery on or near your bed or couch, or close to drapes, papers or other combustible materials.

# APARTMENT BUILDING EMERGENCY PREPAREDNESS

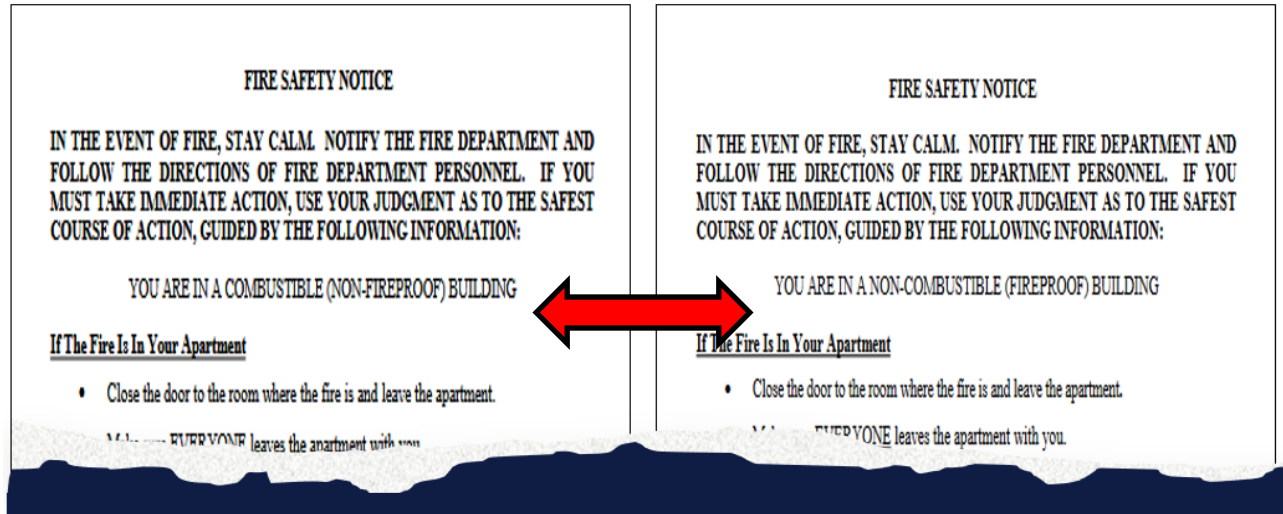
## DO YOU HAVE A FIRE SAFETY NOTICE ON YOUR APARTMENT DOOR?

Your New York City apartment must have one of these **Fire Safety Notices** on the inside of the main door. The notice contains potentially life-saving guidance:

“You are in a combustible (non-fireproof) building.”

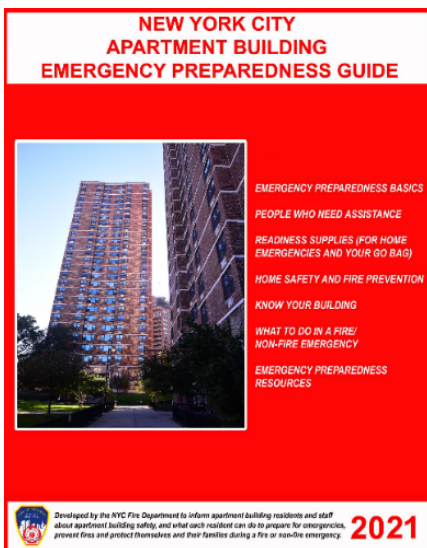
-OR-

“You are in a non-combustible (fireproof) building.”



**Don't have one?** Your building owner or manager must provide the correct Fire Safety Notice. If you do not have the notice on your apartment door, contact your building owner/manager or call 311.

## DID YOU RECEIVE YOUR APARTMENT BUILDING EMERGENCY PREPAREDNESS GUIDE AND EVACUATION PLANNING CHECKLIST?



The 2021 New York City Apartment Building Emergency Preparedness Guide (including a Building Information Section specific to your building) contains information about your building and what to do during a fire, storm, explosion or other emergency.

The Emergency Preparedness/Evacuation Planning Checklist helps you plan for evacuation or sheltering in place.

NYC Apartment Building Individual Emergency Preparedness/Evacuation Planning Checklist
<p><b>STEP #1: Educate Yourself About Emergency Preparedness</b></p> <ul style="list-style-type: none"> <li>➤ Read the FDNY-issued NYC Apartment Building Emergency Preparedness Guide to learn about fires and other types of emergencies and how to prepare for them. You should receive the Guide from the building owner/manager at lease signing and once every 3 years, and it is available on the FDNY website (<a href="http://www1.nyc.gov/site/fdny/codes/fire-department-rules/fire-dept-rules.page">http://www1.nyc.gov/site/fdny/codes/fire-department-rules/fire-dept-rules.page</a>).</li> <li>➤ Review the Building Information Sheet provided with the Guide for information on your building's construction and fire protection systems and exits, and the fire safety notice the building owner/manager is required to post on your apartment entrance door.</li> <li>➤ Sign up for emergency alerts at <a href="http://nyc.gov/hot911nyc">nyc.gov/hot911nyc</a> or download the app for Apple/Android users.</li> </ul>
<p><b>STEP #2: Prepare Your Evacuation Plan</b></p> <ul style="list-style-type: none"> <li>➤ Complete the checklist below to develop an individual evacuation plan for you and your family.</li> <li>➤ The checklist outlines recommended measures that you can proactively take to prepare to evacuate your building in an emergency.</li> <li>➤ If you educate yourself about emergency preparedness and complete an evacuation plan, you will be ready to make an informed judgment as to the best course of action in an emergency.</li> </ul>
<p><b>A. Know Your Building - See Sections 5 and 6 of the Guide and your Building Information Sheet</b></p> <p><b>Building Construction</b></p> <p><input type="checkbox"/> Non-combustible/fireproof</p> <p><input type="checkbox"/> Combustible/non-fireproof (check all that apply):</p> <p><input type="checkbox"/> My fire escape window opens easily</p>

**Didn't get a Guide or Checklist?** Contact your building owner or manager or notify the Fire Department by emailing [FDNY.BusinessSupport@fdny.nyc.gov](mailto:FDNY.BusinessSupport@fdny.nyc.gov) or calling 311. They're also posted on the Fire Department's website: [www.nyc.gov/fdny](http://www.nyc.gov/fdny) (under Fire Code Help/Reference).

## IT'S SIMPLE: CLOSE THE DOOR!

Closing the door behind you as you evacuate your apartment in a fire is crucial. Why? Closed apartment and stairwell doors help contain smoke and fire in the apartment and keep the public hallways clear of flames, heat and smoke long enough to allow others to get out and firefighters to get in.

Apartment and stairwell doors should always be kept closed, just in case.

Your apartment building should have posted **Close the Door Notices** on the hallway corridor side of all stairwell doors in your building:



**No **Close the Door Notices** in your public hallways? Contact your building owner or manager or notify the Fire Department by emailing [FDNY.BusinessSupport@fdny.nyc.gov](mailto:FDNY.BusinessSupport@fdny.nyc.gov) or calling 311 (ask for the Fire Department's Customer Service Center.**

## FLASH FLOODING

In recent years, heavy rainstorms have caused flash flooding in New York City, inundating streets, subways and basement apartments.

Keep in mind the following flash flooding safety tips:

- **Stay informed.** Listen to local weather forecasts and announcements from officials. Sign up for and monitor Notify NYC.
- **Basement apartments.** Basement apartments and other low-lying areas are at risk of flooding during a heavy rainstorm. Make plans to evacuate your apartment in advance of a storm that is predicted to cause flooding, or seek shelter on a higher floor. If you are caught inside by rising waters, call 911 for help. Do NOT try to swim to safety.
- **Avoid flooded areas.** Avoid travel if heavy rain is forecasted and during storms. Avoid walking and driving through flooded areas. As few as six inches of moving water can knock a person over. Six inches of water will reach the bottom of most passenger cars, causing loss of control and possible stalling. One or two feet of water can carry away a vehicle. Many deaths result from cars swept away by floodwaters.
- **Walking in flooded areas.** If you have to walk in water, walk where the water is not moving or use a stick to check the safety of your path. Do not enter flooded subway stations or buildings surrounded by floodwaters.
- **Look for fallen power lines.** Water may be electrically charged from underground or downed power lines. Stay away from downed power lines. Report them to the utility company or call 911.

For more information, visit NYCEM's website: [www.nyc.gov/site/em/ready/flooding.page](http://www.nyc.gov/site/em/ready/flooding.page)

