

CHS Access Report: October 2023

Version: 1/25/2024

Please note that this report required by the Board includes cells with 10 or fewer patients and that sharing this data beyond the minimum appropriate parties may constitute a breach of patient privacy and confidentiality.

I. Table of Contents

I.	Table of Contents	2
II.	Data Dictionary	3
III.	Summary Data	4
IV.	EMTC	6
V.	GRVC	7
VI.	NIC	8
VII.	OBCC	9
VIII.	RESH	10
IX.	RMSC	11
X.	RNDC	12
XI.	VCBC	13
XII.	WF	14

II. Data Dictionary

1	CHS Intakes (New Jail Admissions)	Definition
1.1	Completed CHS Intakes	Number of new jail admission intake encounters completed by CHS providers
1.2	Average time to completion once known to CHS (hours)	Number of hours between check-in by DOC and check-out by CHS for completed intake encounters (1.1)
2	Referrals made to mental health service	Definition
2.1	Referrals made to mental health service	All book and cases with an initial referral to mental health during intake in reporting month, excluding persons known to the mental health service. Facility-specific reports reference the housing facility at the time of the mental health referral was made.
2.2	Referrals seen within 72 hours	For all book and cases where an initial referral to mental health occurs in reporting month (2.1), total number of book and cases who had a mental health intake or psychiatric assessment where encounter date was <=72 hours from referral date.
2.3	Percent seen within 72 hours	2.2 divided by 2.1
3	Scheduled services by discipline with outcomes	Definition
		-Shows direct, scheduled service encounters, total overall and by discipline, and disaggregates by outcome category recorded (N, %). Excludes encounters scheduled for discharged patients. -Specialty Clinic-On-Island encounters are for the following specialties: Audiology, Cardiology, Dermatology, Dialysis, ENT, Gynecology, Hand Specialist, ID Specialist, Nephrology, Neurology, Optometry, Orthopedic, Podiatry, Post Partum, Pre-Natal, Rehab Physical Therapy, Reproduction, Surgery -Specialty Clinic-Off-Island encounters are for the following specialties: Audiology, Breast, Cardiology, Cardiovascular, Chest, Dermatology, Endocrinology, ENT, Gastroenterology, General Surgery, Gynecology, Hand, Hematology, ID/Virology, Neurosurgery, Oncology, Ophthalmology, Oral Surgery, Orthopedic, Pain Management, Plastic Surgery, Podiatry, Renal, Rheumatology, Trauma, Urology, Vascular
4	Outcome Metrics	Definition
4.1	Percent completed	Sum of scheduled service outcomes "Seen" and "Refused & Verified" divided by "Total Scheduled Services"
5	Referred Visits	Definition
5.1	Referred Visits Completed	Referred visits are those medical clinic encounters seen as a result of a referral made by a number of sources including but not limited to CHS Health Triage Line, CHS Patient Relations, other CHS staff, or DOC's sick call process.

III. Summary Data

1	CHS Intakes (New Jail Admissions)	N
1.1	Completed CHS Intakes	1664
1.2	Average time to completion once known to CHS (hours)	3.6

2	Referrals made to mental health service	N
2.1	Referrals made to mental health service	718
2.2	Referrals seen within 72 hours	568
2.3	Percent seen within 72 hours	79%

	Scheduled Services	Medical		Nursing		Mental Health		Reentry Services		Dental/Oral Surgery		Specialty Clinic - On Island		Specialty Clinic - Off Island		Substance Use		Total	
		N	%	N	%	N	%	N	%	N	%	N	%	N	%	N	%	N	%
3	Service Outcomes																		
	Seen	1230	44%	16249	63%	8991	48%	3145	64%	729	45%	1096	37%	272	40%	1373	92%	33085	56%
	Refused & Verified	367	13%	2123	8%	92	0%	433	9%	77	5%	178	6%	34	5%	3	0%	3307	6%
	Not Produced	1123	40%	7541	29%	5372	29%	1234	25%	783	48%	1636	55%	312	45%	122	8%	18123	31%
	Rescheduled by CHS	80	3%	12	0%	4363	23%	68	1%	31	2%	47	2%	22	3%	2	0%	4625	8%
	Rescheduled by Hospital	N/A	N/A	N/A	N/A	N/A	N/A	N/A	N/A	N/A	N/A	N/A	N/A	48	7%	N/A	N/A	48	0%
	Total Scheduled Services	2800	100%	25925	100%	18818	100%	4880	100%	1620	100%	2957	100%	688	100%	1500	100%	59188	100%

	Outcome Metrics	Medical	Nursing	Mental Health	Reentry Services	Dental/Oral Surgery	Specialty Clinic - On Island	Specialty Clinic - Off Island	Substance Use	Total
4	Percent completed	57%	71%	48%	73%	50%	43%	44%	92%	61%

5	Referred Visits	N
5.1	Referred Visits Completed	4155

Notes:

Referred visits are those medical clinic encounters seen as a result of a referral made by a number of sources including but not limited to CHS Health Triage Line, CHS Patient Relations, other CHS staff, or DOC's sick call process.

N/A = Not Applicable

IV. EMTC

1	CHS Intakes (New Jail Admissions)	N
1.1	Completed CHS Intakes	1494
1.2	Average time to completion once known to CHS (hours)	3.4

2	Referrals made to mental health service	N
2.1	Referrals made to mental health service	633
2.2	Referrals seen within 72 hours	504
2.3	Percent seen within 72 hours	80%

3	Scheduled Services	Medical		Nursing		Mental Health		Reentry Services		Dental/Oral Surgery		Specialty Clinic - On Island		Specialty Clinic - Off Island		Substance Use		Total	
	Service Outcomes	N	%	N	%	N	%	N	%	N	%	N	%	N	%	N	%	N	%
	Seen	192	40%	3930	66%	1446	54%	825	72%	18	56%	96	25%	18	35%	704	91%	7229	63%
	Refused & Verified	45	9%	527	9%	12	0%	164	14%	1	3%	0	0%	0	0%	0	0%	749	7%
	Not Produced	230	48%	1510	25%	527	20%	146	13%	13	41%	289	75%	32	62%	71	9%	2818	25%
	Rescheduled by CHS	13	3%	0	0%	676	25%	5	0%	0	0%	0	0%	0	0%	1	0%	695	6%
	Rescheduled by Hospital	N/A	N/A	N/A	N/A	N/A	N/A	N/A	N/A	N/A	N/A	N/A	N/A	2	4%	N/A	N/A	2	0%
	Total Scheduled Services	480	100%	5967	100%	2661	100%	1140	100%	32	100%	385	100%	52	100%	776	100%	11493	100%

4	Outcome Metrics	Medical	Nursing	Mental Health	Reentry Services	Dental/Oral Surgery	Specialty Clinic - On Island	Specialty Clinic - Off Island	Substance Use	Total
4.1	Percent completed	49%	75%	55%	87%	59%	25%	35%	91%	69%

5	Referred Visits	N
5.1	Referred Visits Completed	878

Notes:

Referred visits are those medical clinic encounters seen as a result of a referral made by a number of sources including but not limited to CHS Health Triage Line, CHS Patient Relations, other CHS staff, or DOC's sick call process.

N/A = Not Applicable

V. GRVC

1	CHS Intakes (New Jail Admissions)	N
1.1	Completed CHS Intakes	34
1.2	Average time to completion once known to CHS (hours)	4.8

2	Referrals made to mental health service	N
2.1	Referrals made to mental health service	16
2.2	Referrals seen within 72 hours	15
2.3	Percent seen within 72 hours	94%

3	Scheduled Services	Medical		Nursing		Mental Health		Reentry Services		Dental/Oral Surgery		Specialty Clinic - On Island		Specialty Clinic - Off Island		Substance Use		Total	
	Service Outcomes	N	%	N	%	N	%	N	%	N	%	N	%	N	%	N	%	N	%
	Seen	105	66%	1937	50%	2724	64%	686	74%	109	37%	61	19%	26	35%	86	99%	5734	58%
	Refused & Verified	21	13%	427	11%	15	0%	74	8%	12	4%	0	0%	4	5%	0	0%	553	6%
	Not Produced	32	20%	1503	39%	803	19%	159	17%	175	59%	268	81%	36	48%	1	1%	2977	30%
	Rescheduled by CHS	0	0%	1	0%	682	16%	7	1%	1	0%	0	0%	5	7%	0	0%	696	7%
	Rescheduled by Hospital	N/A	N/A	N/A	N/A	N/A	N/A	N/A	N/A	N/A	N/A	N/A	N/A	4	5%	N/A	N/A	4	0%
	Total Scheduled Services	158	100%	3868	100%	4224	100%	926	100%	297	100%	329	100%	75	100%	87	100%	9964	100%

4	Outcome Metrics	Medical	Nursing	Mental Health	Reentry Services	Dental/Oral Surgery	Specialty Clinic - On Island	Specialty Clinic - Off Island	Substance Use	Total
4.1	Percent completed	80%	61%	65%	82%	41%	19%	40%	99%	63%

5	Referred Visits	N
5.1	Referred Visits Completed	492

Notes:

Referred visits are those medical clinic encounters seen as a result of a referral made by a number of sources including but not limited to CHS Health Triage Line, CHS Patient Relations, other CHS staff, or DOC's sick call process.

N/A = Not Applicable

VI. NIC

1	CHS Intakes (New Jail Admissions)	N
1.1	Completed CHS Intakes	0
1.2	Average time to completion once known to CHS (hours)	N/A

2	Referrals made to mental health service	N
2.1	Referrals made to mental health service	0
2.2	Referrals seen within 72 hours	0
2.3	Percent seen within 72 hours	N/A

3	Scheduled Services	Medical		Nursing		Mental Health		Reentry Services		Dental/Oral Surgery		Specialty Clinic - On Island		Specialty Clinic - Off Island		Substance Use		Total	
	Service Outcomes	N	%	N	%	N	%	N	%	N	%	N	%	N	%	N	%	N	%
	Seen	240	80%	5951	85%	470	63%	174	76%	24	75%	253	64%	75	46%	68	99%	7255	81%
	Refused & Verified	25	8%	632	9%	3	0%	9	4%	4	13%	43	11%	15	9%	0	0%	731	8%
	Not Produced	17	6%	386	6%	188	25%	31	14%	4	13%	84	21%	51	31%	1	1%	762	9%
	Rescheduled by CHS	17	6%	0	0%	83	11%	15	7%	0	0%	17	4%	6	4%	0	0%	138	2%
	Rescheduled by Hospital	N/A	N/A	N/A	N/A	N/A	N/A	N/A	N/A	N/A	N/A	N/A	N/A	16	10%	N/A	N/A	16	0%
	Total Scheduled Services	299	100%	6969	100%	744	100%	229	100%	32	100%	397	100%	163	100%	69	100%	8902	100%

4	Outcome Metrics	Medical	Nursing	Mental Health	Reentry Services	Dental/Oral Surgery	Specialty Clinic - On Island	Specialty Clinic - Off Island	Substance Use	Total
4.1	Percent completed	89%	94%	64%	80%	88%	75%	55%	99%	90%

5	Referred Visits	N
5.1	Referred Visits Completed	414

Notes:

Referred visits are those medical clinic encounters seen as a result of a referral made by a number of sources including but not limited to CHS Health Triage Line, CHS Patient Relations, other CHS staff, or DOC's sick call process.

N/A = Not Applicable

VII. OBCC

1	CHS Intakes (New Jail Admissions)	N
1.1	Completed CHS Intakes	0
1.2	Average time to completion once known to CHS (hours)	N/A

2	Referrals made to mental health service	N
2.1	Referrals made to mental health service	0
2.2	Referrals seen within 72 hours	0
2.3	Percent seen within 72 hours	N/A

3	Scheduled Services	Medical		Nursing		Mental Health		Reentry Services		Dental/Oral Surgery		Specialty Clinic - On Island		Specialty Clinic - Off Island		Substance Use		Total	
	Service Outcomes	N	%	N	%	N	%	N	%	N	%	N	%	N	%	N	%	N	%
	Seen	60	8%	951	30%	1984	52%	421	60%	282	44%	148	27%	46	35%	252	89%	4144	41%
	Refused & Verified	71	10%	41	1%	4	0%	72	10%	22	3%	17	3%	3	2%	2	1%	232	2%
	Not Produced	615	82%	2178	69%	994	26%	192	28%	333	52%	381	70%	73	55%	30	11%	4796	48%
	Rescheduled by CHS	1	0%	3	0%	828	22%	11	2%	0	0%	1	0%	3	2%	0	0%	847	8%
	Rescheduled by Hospital	N/A	N/A	N/A	N/A	N/A	N/A	N/A	N/A	N/A	N/A	N/A	N/A	8	6%	N/A	N/A	8	0%
	Total Scheduled Services	747	100%	3173	100%	3810	100%	696	100%	637	100%	547	100%	133	100%	284	100%	10027	100%

4	Outcome Metrics	Medical	Nursing	Mental Health	Reentry Services	Dental/Oral Surgery	Specialty Clinic - On Island	Specialty Clinic - Off Island	Substance Use	Total
4.1	Percent completed	18%	31%	52%	71%	48%	30%	37%	89%	44%

5	Referred Visits	N
5.1	Referred Visits Completed	492

Notes:

Referred visits are those medical clinic encounters seen as a result of a referral made by a number of sources including but not limited to CHS Health Triage Line, CHS Patient Relations, other CHS staff, or DOC's sick call process.

N/A = Not Applicable

VIII. RESH

1	CHS Intakes (New Jail Admissions)	N
1.1	Completed CHS Intakes	0
1.2	Average time to completion once known to CHS (hours)	N/A

2	Referrals made to mental health service	N
2.1	Referrals made to mental health service	0
2.2	Referrals seen within 72 hours	0
2.3	Percent seen within 72 hours	N/A

3	Scheduled Services	Medical		Nursing		Mental Health		Reentry Services		Dental/Oral Surgery		Specialty Clinic - On Island		Specialty Clinic - Off Island		Substance Use		Total	
	Service Outcomes	N	%	N	%	N	%	N	%	N	%	N	%	N	%	N	%	N	%
	Seen	17	61%	305	43%	129	21%	45	70%	10	48%	10	10%	8	40%	11	92%	535	35%
	Refused & Verified	5	18%	25	4%	1	0%	3	5%	0	0%	1	1%	1	5%	1	8%	37	2%
	Not Produced	6	21%	365	52%	250	41%	15	23%	11	52%	85	89%	10	50%	0	0%	742	48%
	Rescheduled by CHS	0	0%	7	1%	226	37%	1	2%	0	0%	0	0%	0	0%	0	0%	234	15%
	Rescheduled by Hospital	N/A	N/A	N/A	N/A	N/A	N/A	N/A	N/A	N/A	N/A	N/A	N/A	1	5%	N/A	N/A	1	0%
	Total Scheduled Services	28	100%	702	100%	606	100%	64	100%	21	100%	96	100%	20	100%	12	100%	1549	100%

4	Outcome Metrics	Medical	Nursing	Mental Health	Reentry Services	Dental/Oral Surgery	Specialty Clinic - On Island	Specialty Clinic - Off Island	Substance Use	Total
4.1	Percent completed	79%	47%	21%	75%	48%	11%	45%	100%	37%

5	Referred Visits	N
5.1	Referred Visits Completed	428

Notes:

Referred visits are those medical clinic encounters seen as a result of a referral made by a number of sources including but not limited to CHS Health Triage Line, CHS Patient Relations, other CHS staff, or DOC's sick call process.

N/A = Not Applicable

IX. RMSC

1	CHS Intakes (New Jail Admissions)	N
1.1	Completed CHS Intakes	134
1.2	Average time to completion once known to CHS (hours)	5.5

2	Referrals made to mental health service	N
2.1	Referrals made to mental health service	69
2.2	Referrals seen within 72 hours	49
2.3	Percent seen within 72 hours	71%

	Scheduled Services	Medical		Nursing		Mental Health		Reentry Services		Dental/Oral Surgery		Specialty Clinic - On Island		Specialty Clinic - Off Island		Substance Use		Total		
		N	%	N	%	N	%	N	%	N	%	N	%	N	%	N	%	N	%	
3	Service Outcomes																			
	Seen	326	74%	969	54%	1068	53%	497	84%	122	53%	313	50%	23	31%	149	92%	3467	59%	
	Refused & Verified	47	11%	188	11%	33	2%	37	6%	14	6%	18	3%	0	0%	0	0%	337	6%	
	Not Produced	49	11%	627	35%	573	29%	46	8%	95	41%	269	43%	47	63%	12	7%	1718	29%	
	Rescheduled by CHS	18	4%	0	0%	326	16%	10	2%	1	0%	29	5%	1	1%	1	1%	386	7%	
	Rescheduled by Hospital	N/A	N/A	N/A	N/A	N/A	N/A	N/A	N/A	N/A	N/A	N/A	N/A	4	5%	N/A	N/A	4	0%	
	Total Scheduled Services	440	100%	1784	100%	2000	100%	590	100%	232	100%	629	100%	75	100%	162	100%	5912	100%	

	Outcome Metrics	Medical	Nursing	Mental Health	Reentry Services	Dental/Oral Surgery	Specialty Clinic - On Island	Specialty Clinic - Off Island	Substance Use	Total
4	Percent completed	85%	65%	55%	91%	59%	53%	31%	92%	64%

5	Referred Visits	N
5.1	Referred Visits Completed	558

Notes:

Referred visits are those medical clinic encounters seen as a result of a referral made by a number of sources including but not limited to CHS Health Triage Line, CHS Patient Relations, other CHS staff, or DOC's sick call process.

N/A = Not Applicable

X. RNDC

1	CHS Intakes (New Jail Admissions)	N
1.1	Completed CHS Intakes	0
1.2	Average time to completion once known to CHS (hours)	N/A

2	Referrals made to mental health service	N
2.1	Referrals made to mental health service	0
2.2	Referrals seen within 72 hours	0
2.3	Percent seen within 72 hours	N/A

3	Scheduled Services	Medical		Nursing		Mental Health		Reentry Services		Dental/Oral Surgery		Specialty Clinic - On Island		Specialty Clinic - Off Island		Substance Use		Total	
	Service Outcomes	N	%	N	%	N	%	N	%	N	%	N	%	N	%	N	%	N	%
	Seen	105	27%	917	52%	716	19%	314	32%	95	36%	99	35%	48	49%	95	94%	2389	31%
	Refused & Verified	127	33%	70	4%	15	0%	50	5%	21	8%	63	22%	9	9%	0	0%	355	5%
	Not Produced	154	40%	784	44%	1812	47%	613	62%	120	45%	124	43%	30	31%	6	6%	3643	47%
	Rescheduled by CHS	2	1%	1	0%	1292	34%	8	1%	29	11%	0	0%	2	2%	0	0%	1334	17%
	Rescheduled by Hospital	N/A	N/A	N/A	N/A	N/A	N/A	N/A	N/A	N/A	N/A	N/A	N/A	8	8%	N/A	N/A	8	0%
	Total Scheduled Services	388	100%	1772	100%	3835	100%	985	100%	265	100%	286	100%	97	100%	101	100%	7729	100%

4	Outcome Metrics	Medical	Nursing	Mental Health	Reentry Services	Dental/Oral Surgery	Specialty Clinic - On Island	Specialty Clinic - Off Island	Substance Use	Total
4.1	Percent completed	60%	56%	19%	37%	44%	57%	59%	94%	36%

5	Referred Visits	N
5.1	Referred Visits Completed	410

Notes:

Referred visits are those medical clinic encounters seen as a result of a referral made by a number of sources including but not limited to CHS Health Triage Line, CHS Patient Relations, other CHS staff, or DOC's sick call process.

N/A = Not Applicable

XI. VCBC

1	CHS Intakes (New Jail Admissions)	N
1.1	Completed CHS Intakes	0
1.2	Average time to completion once known to CHS (hours)	N/A

2	Referrals made to mental health service	N
2.1	Referrals made to mental health service	0
2.2	Referrals seen within 72 hours	0
2.3	Percent seen within 72 hours	N/A

3	Scheduled Services	Medical		Nursing		Mental Health		Reentry Services		Dental/Oral Surgery		Specialty Clinic - On Island		Specialty Clinic - Off Island		Substance Use		Total	
	Service Outcomes	N	%	N	%	N	%	N	%	N	%	N	%	N	%	N	%	N	%
	Seen	78	68%	130	74%	156	43%	64	73%	63	73%	52	39%	6	40%	1	100%	550	56%
	Refused & Verified	3	3%	14	8%	0	0%	16	18%	3	3%	34	25%	1	7%	0	0%	71	7%
	Not Produced	6	5%	32	18%	80	22%	8	9%	20	23%	48	36%	7	47%	0	0%	201	21%
	Rescheduled by CHS	28	24%	0	0%	129	35%	0	0%	0	0%	0	0%	1	7%	0	0%	158	16%
	Rescheduled by Hospital	N/A	N/A	N/A	N/A	N/A	N/A	N/A	N/A	N/A	N/A	N/A	N/A	0	0%	N/A	N/A	0	0%
	Total Scheduled Services	115	100%	176	100%	365	100%	88	100%	86	100%	134	100%	15	100%	1	100%	980	100%

4	Outcome Metrics	Medical	Nursing	Mental Health	Reentry Services	Dental/Oral Surgery	Specialty Clinic - On Island	Specialty Clinic - Off Island	Substance Use	Total
4.1	Percent completed	70%	82%	43%	91%	77%	64%	47%	100%	63%

5	Referred Visits	N
5.1	Referred Visits Completed	183

Notes:

Referred visits are those medical clinic encounters seen as a result of a referral made by a number of sources including but not limited to CHS Health Triage Line, CHS Patient Relations, other CHS staff, or DOC's sick call process.

N/A = Not Applicable

XII. WF

1	CHS Intakes (New Jail Admissions)	N
1.1	Completed CHS Intakes	2
1.2	Average time to completion once known to CHS (hours)	5.2

2	Referrals made to mental health service	N
2.1	Referrals made to mental health service	0
2.2	Referrals seen within 72 hours	0
2.3	Percent seen within 72 hours	N/A

3	Scheduled Services	Medical		Nursing		Mental Health		Reentry Services		Dental/Oral Surgery		Specialty Clinic - On Island		Specialty Clinic - Off Island		Substance Use		Total	
	Service Outcomes	N	%	N	%	N	%	N	%	N	%	N	%	N	%	N	%	N	%
	Seen	107	74%	1159	77%	298	52%	119	73%	6	33%	64	42%	22	38%	7	88%	1782	68%
	Refused & Verified	23	16%	199	13%	9	2%	8	5%	0	0%	2	1%	1	2%	0	0%	242	9%
	Not Produced	14	10%	156	10%	145	25%	24	15%	12	67%	88	57%	26	45%	1	13%	466	18%
	Rescheduled by CHS	1	1%	0	0%	121	21%	11	7%	0	0%	0	0%	4	7%	0	0%	137	5%
	Rescheduled by Hospital	N/A	N/A	N/A	N/A	N/A	N/A	N/A	N/A	N/A	N/A	N/A	N/A	5	9%	N/A	N/A	5	0%
	Total Scheduled Services	145	100%	1514	100%	573	100%	162	100%	18	100%	154	100%	58	100%	8	100%	2632	100%

4	Outcome Metrics	Medical	Nursing	Mental Health	Reentry Services	Dental/Oral Surgery	Specialty Clinic - On Island	Specialty Clinic - Off Island	Substance Use	Total
4.1	Percent completed	90%	90%	54%	78%	33%	43%	40%	88%	77%

5	Referred Visits	N
5.1	Referred Visits Completed	300

Notes:

Referred visits are those medical clinic encounters seen as a result of a referral made by a number of sources including but not limited to CHS Health Triage Line, CHS Patient Relations, other CHS staff, or DOC's sick call process.

N/A = Not Applicable

CHS Access Report: November 2023

Version: 1/25/2024

I. Table of Contents

I.	Table of Contents	2
II.	Data Dictionary	3
III.	Summary Data	4
IV.	EMTC	5
V.	GRVC	6
VI.	NIC	7
VII.	OBCC	8
VIII.	RESH	9
IX.	RMSC	10
X.	RNDC	11
XI.	WF	12

II. Data Dictionary

1	CHS Intakes (New Jail Admissions)	Definition
1.1	Completed CHS Intakes	Number of new jail admission intake encounters completed by CHS providers
1.2	Average time to completion once known to CHS (hours)	Number of hours between check-in by DOC and check-out by CHS for completed intake encounters (1.1)
2	Referrals made to mental health service	Definition
2.1	Referrals made to mental health service	All book and cases with an initial referral to mental health during intake in reporting month, excluding persons known to the mental health service. Facility-specific reports reference the housing facility at the time of the mental health referral was made.
2.2	Referrals seen within 72 hours	For all book and cases where an initial referral to mental health occurs in reporting month (2.1), total number of book and cases who had a mental health intake or psychiatric assessment where encounter date was <=72 hours from referral date.
2.3	Percent seen within 72 hours	2.2 divided by 2.1
3	Scheduled services by discipline with outcomes	Definition
		-Shows direct, scheduled service encounters, total overall and by discipline, and disaggregates by outcome category recorded (N, %). Excludes encounters scheduled for discharged patients. -Specialty Clinic-On-Island encounters are for the following specialties: Audiology, Cardiology, Dermatology, Dialysis, ENT, Gynecology, Hand Specialist, ID Specialist, Nephrology, Neurology, Optometry, Orthopedic, Podiatry, Post Partum, Pre-Natal, Rehab Physical Therapy, Reproduction, Surgery -Specialty Clinic-Off-Island encounters are for the following specialties: Audiology, Breast, Cardiology, Cardiovascular, Chest, Dermatology, Endocrinology, ENT, Gastroenterology, General Surgery, Gynecology, Hand, Hematology, ID/Virology, Neurosurgery, Oncology, Ophthalmology, Oral Surgery, Orthopedic, Pain Management, Plastic Surgery, Podiatry, Renal, Rheumatology, Trauma, Urology, Vascular
4	Outcome Metrics	Definition
4.1	Percent completed	Sum of scheduled service outcomes "Seen" and "Refused & Verified" divided by "Total Scheduled Services"
5	Referred Visits	Definition
5.1	Referred Visits Completed	Referred visits are those medical clinic encounters seen as a result of a referral made by a number of sources including but not limited to CHS Health Triage Line, CHS Patient Relations, other CHS staff, or DOC's sick call process.

III. Summary Data

1	CHS Intakes (New Jail Admissions)	N
1.1	Completed CHS Intakes	1641
1.2	Average time to completion once known to CHS (hours)	3.5

2	Referrals made to mental health service	N
2.1	Referrals made to mental health service	673
2.2	Referrals seen within 72 hours	559
2.3	Percent seen within 72 hours	83%

	Scheduled Services	Medical		Nursing		Mental Health		Reentry Services		Dental/Oral Surgery		Specialty Clinic - On Island		Specialty Clinic - Off Island		Substance Use		Total	
		N	%	N	%	N	%	N	%	N	%	N	%	N	%	N	%	N	%
3	Service Outcomes																		
	Seen	1063	41%	16721	63%	9133	50%	2901	65%	683	43%	874	37%	226	39%	1242	90%	32843	57%
	Refused & Verified	355	14%	2557	10%	70	0%	381	9%	81	5%	114	5%	49	8%	2	0%	3609	6%
	Not Produced	1122	43%	7214	27%	5622	31%	1088	24%	807	51%	1305	55%	259	45%	138	10%	17555	30%
	Rescheduled by CHS	66	3%	17	0%	3397	19%	89	2%	18	1%	66	3%	14	2%	0	0%	3667	6%
	Rescheduled by Hospital	N/A	N/A	N/A	N/A	N/A	N/A	N/A	N/A	N/A	N/A	N/A	N/A	34	6%	N/A	N/A	34	0%
	Total Scheduled Services	2606	100%	26509	100%	18222	100%	4459	100%	1589	100%	2359	100%	582	100%	1382	100%	57708	100%

	Outcome Metrics	Medical		Nursing		Mental Health		Reentry Services		Dental/Oral Surgery		Specialty Clinic - On Island		Specialty Clinic - Off Island		Substance Use		Total	
4	Percent completed	54%		73%		51%		74%		48%		42%		47%		90%		63%	

5	Referred Visits	N
5.1	Referred Visits Completed	4029

Notes:

Referred visits are those medical clinic encounters seen as a result of a referral made by a number of sources including but not limited to CHS Health Triage Line, CHS Patient Relations, other CHS staff, or DOC's sick call process.

N/A = Not Applicable

IV. EMTC

1	CHS Intakes (New Jail Admissions)	N
1.1	Completed CHS Intakes	1466
1.2	Average time to completion once known to CHS (hours)	3.2

2	Referrals made to mental health service	N
2.1	Referrals made to mental health service	587
2.2	Referrals seen within 72 hours	486
2.3	Percent seen within 72 hours	83%

	Scheduled Services	Medical		Nursing		Mental Health		Reentry Services		Dental/Oral Surgery		Specialty Clinic - On Island		Specialty Clinic - Off Island		Substance Use		Total	
		N	%	N	%	N	%	N	%	N	%	N	%	N	%	N	%	N	%
3	Service Outcomes																		
	Seen	171	29%	4018	65%	1458	58%	974	72%	167	61%	83	28%	13	28%	608	86%	7492	63%
	Refused & Verified	89	15%	616	10%	19	1%	154	11%	11	4%	1	0%	2	4%	1	0%	893	7%
	Not Produced	324	55%	1549	25%	523	21%	208	15%	80	29%	208	70%	30	65%	98	14%	3020	25%
	Rescheduled by CHS	1	0%	0	0%	509	20%	15	1%	18	7%	7	2%	0	0%	0	0%	550	5%
	Rescheduled by Hospital	N/A	N/A	N/A	N/A	N/A	N/A	N/A	N/A	N/A	N/A	N/A	N/A	1	2%	N/A	N/A	1	0%
	Total Scheduled Services	585	100%	6183	100%	2509	100%	1351	100%	276	100%	299	100%	46	100%	707	100%	11956	100%

	Outcome Metrics	Medical	Nursing	Mental Health	Reentry Services	Dental/Oral Surgery	Specialty Clinic - On Island	Specialty Clinic - Off Island	Substance Use	Total
4.1	Percent completed	44%	75%	59%	83%	64%	28%	33%	86%	70%

5	Referred Visits	N
5.1	Referred Visits Completed	789

Notes:

Referred visits are those medical clinic encounters seen as a result of a referral made by a number of sources including but not limited to CHS Health Triage Line, CHS Patient Relations, other CHS staff, or DOC's sick call process.

N/A = Not Applicable

V. GRVC

1	CHS Intakes (New Jail Admissions)	N
1.1	Completed CHS Intakes	29
1.2	Average time to completion once known to CHS (hours)	4.7

2	Referrals made to mental health service	N
2.1	Referrals made to mental health service	15
2.2	Referrals seen within 72 hours	14
2.3	Percent seen within 72 hours	93%

3	Scheduled Services	Medical		Nursing		Mental Health		Reentry Services		Dental/Oral Surgery		Specialty Clinic - On Island		Specialty Clinic - Off Island		Substance Use		Total	
	Service Outcomes	N	%	N	%	N	%	N	%	N	%	N	%	N	%	N	%	N	%
	Seen	92	59%	2087	50%	2881	64%	577	74%	88	36%	66	25%	26	39%	95	98%	5912	57%
	Refused & Verified	14	9%	541	13%	13	0%	85	11%	16	6%	2	1%	3	5%	0	0%	674	7%
	Not Produced	47	30%	1579	38%	857	19%	106	14%	143	58%	184	71%	32	48%	2	2%	2950	29%
	Rescheduled by CHS	4	3%	2	0%	772	17%	13	2%	0	0%	8	3%	1	2%	0	0%	800	8%
	Rescheduled by Hospital	N/A	N/A	N/A	N/A	N/A	N/A	N/A	N/A	N/A	N/A	N/A	N/A	4	6%	N/A	N/A	4	0%
	Total Scheduled Services	157	100%	4209	100%	4523	100%	781	100%	247	100%	260	100%	66	100%	97	100%	10340	100%

4	Outcome Metrics	Medical	Nursing	Mental Health	Reentry Services	Dental/Oral Surgery	Specialty Clinic - On Island	Specialty Clinic - Off Island	Substance Use	Total
4.1	Percent completed	68%	62%	64%	85%	42%	26%	44%	98%	64%

5	Referred Visits	N
5.1	Referred Visits Completed	382

Notes:

Referred visits are those medical clinic encounters seen as a result of a referral made by a number of sources including but not limited to CHS Health Triage Line, CHS Patient Relations, other CHS staff, or DOC's sick call process.

N/A = Not Applicable

VI. NIC

1	CHS Intakes (New Jail Admissions)	N
1.1	Completed CHS Intakes	0
1.2	Average time to completion once known to CHS (hours)	N/A

2	Referrals made to mental health service	N
2.1	Referrals made to mental health service	1
2.2	Referrals seen within 72 hours	1
2.3	Percent seen within 72 hours	100%

3	Scheduled Services	Medical		Nursing		Mental Health		Reentry Services		Dental/Oral Surgery		Specialty Clinic - On Island		Specialty Clinic - Off Island		Substance Use		Total	
	Service Outcomes	N	%	N	%	N	%	N	%	N	%	N	%	N	%	N	%	N	%
	Seen	195	73%	5956	85%	405	59%	147	73%	18	50%	199	60%	66	50%	54	98%	7040	81%
	Refused & Verified	20	7%	739	11%	1	0%	7	3%	9	25%	39	12%	23	18%	0	0%	838	10%
	Not Produced	32	12%	332	5%	175	25%	25	12%	9	25%	63	19%	30	23%	1	2%	667	8%
	Rescheduled by CHS	21	8%	0	0%	109	16%	22	11%	0	0%	30	9%	5	4%	0	0%	187	2%
	Rescheduled by Hospital	N/A	N/A	N/A	N/A	N/A	N/A	N/A	N/A	N/A	N/A	N/A	N/A	7	5%	N/A	N/A	7	0%
	Total Scheduled Services	268	100%	7027	100%	690	100%	201	100%	36	100%	331	100%	131	100%	55	100%	8739	100%

4	Outcome Metrics	Medical	Nursing	Mental Health	Reentry Services	Dental/Oral Surgery	Specialty Clinic - On Island	Specialty Clinic - Off Island	Substance Use	Total
4.1	Percent completed	80%	95%	59%	77%	75%	72%	68%	98%	90%

5	Referred Visits	N
5.1	Referred Visits Completed	412

Notes:

Referred visits are those medical clinic encounters seen as a result of a referral made by a number of sources including but not limited to CHS Health Triage Line, CHS Patient Relations, other CHS staff, or DOC's sick call process.

N/A = Not Applicable

VII. OBCC

1	CHS Intakes (New Jail Admissions)	N
1.1	Completed CHS Intakes	0
1.2	Average time to completion once known to CHS (hours)	1.3

2	Referrals made to mental health service	N
2.1	Referrals made to mental health service	0
2.2	Referrals seen within 72 hours	0
2.3	Percent seen within 72 hours	N/A

3	Scheduled Services	Medical		Nursing		Mental Health		Reentry Services		Dental/Oral Surgery		Specialty Clinic - On Island		Specialty Clinic - Off Island		Substance Use		Total	
	Service Outcomes	N	%	N	%	N	%	N	%	N	%	N	%	N	%	N	%	N	%
	Seen	46	8%	951	32%	1924	48%	308	57%	210	38%	101	20%	33	31%	219	91%	3792	40%
	Refused & Verified	56	10%	21	1%	1	0%	47	9%	12	2%	11	2%	3	3%	0	0%	151	2%
	Not Produced	464	82%	2001	67%	1243	31%	178	33%	336	60%	381	76%	64	61%	21	9%	4688	50%
	Rescheduled by CHS	0	0%	1	0%	815	20%	7	1%	0	0%	7	1%	1	1%	0	0%	831	9%
	Rescheduled by Hospital	N/A	N/A	N/A	N/A	N/A	N/A	N/A	N/A	N/A	N/A	N/A	N/A	4	4%	N/A	N/A	4	0%
	Total Scheduled Services	566	100%	2974	100%	3983	100%	540	100%	558	100%	500	100%	105	100%	240	100%	9466	100%

4	Outcome Metrics	Medical	Nursing	Mental Health	Reentry Services	Dental/Oral Surgery	Specialty Clinic - On Island	Specialty Clinic - Off Island	Substance Use	Total
4.1	Percent completed	18%	33%	48%	66%	40%	22%	34%	91%	42%

5	Referred Visits	N
5.1	Referred Visits Completed	492

Notes:

Referred visits are those medical clinic encounters seen as a result of a referral made by a number of sources including but not limited to CHS Health Triage Line, CHS Patient Relations, other CHS staff, or DOC's sick call process.

N/A = Not Applicable

VIII. RESH

1	CHS Intakes (New Jail Admissions)	N
1.1	Completed CHS Intakes	0
1.2	Average time to completion once known to CHS (hours)	N/A

2	Referrals made to mental health service	N
2.1	Referrals made to mental health service	0
2.2	Referrals seen within 72 hours	0
2.3	Percent seen within 72 hours	N/A

3	Scheduled Services	Medical		Nursing		Mental Health		Reentry Services		Dental/Oral Surgery		Specialty Clinic - On Island		Specialty Clinic - Off Island		Substance Use		Total	
	Service Outcomes	N	%	N	%	N	%	N	%	N	%	N	%	N	%	N	%	N	%
	Seen	17	61%	292	51%	125	25%	83	81%	11	37%	19	22%	6	43%	18	100%	571	42%
	Refused & Verified	6	21%	13	2%	0	0%	4	4%	4	13%	1	1%	0	0%	0	0%	28	2%
	Not Produced	5	18%	261	45%	198	39%	14	14%	15	50%	64	74%	7	50%	0	0%	564	41%
	Rescheduled by CHS	0	0%	11	2%	183	36%	1	1%	0	0%	2	2%	1	7%	0	0%	198	15%
	Rescheduled by Hospital	N/A	N/A	N/A	N/A	N/A	N/A	N/A	N/A	N/A	N/A	N/A	N/A	0	0%	N/A	N/A	0	0%
	Total Scheduled Services	28	100%	577	100%	506	100%	102	100%	30	100%	86	100%	14	100%	18	100%	1361	100%

4	Outcome Metrics	Medical	Nursing	Mental Health	Reentry Services	Dental/Oral Surgery	Specialty Clinic - On Island	Specialty Clinic - Off Island	Substance Use	Total
4.1	Percent completed	82%	53%	25%	85%	50%	23%	43%	100%	44%

5	Referred Visits	N
5.1	Referred Visits Completed	499

Notes:

Referred visits are those medical clinic encounters seen as a result of a referral made by a number of sources including but not limited to CHS Health Triage Line, CHS Patient Relations, other CHS staff, or DOC's sick call process.

N/A = Not Applicable

IX. RMSC

1	CHS Intakes (New Jail Admissions)	N
1.1	Completed CHS Intakes	144
1.2	Average time to completion once known to CHS (hours)	6.3

2	Referrals made to mental health service	N
2.1	Referrals made to mental health service	69
2.2	Referrals seen within 72 hours	57
2.3	Percent seen within 72 hours	83%

	Scheduled Services	Medical		Nursing		Mental Health		Reentry Services		Dental/Oral Surgery		Specialty Clinic - On Island		Specialty Clinic - Off Island		Substance Use		Total		
		N	%	N	%	N	%	N	%	N	%	N	%	N	%	N	%	N	%	
3	Service Outcomes																			
	Seen	267	74%	1082	57%	1080	58%	426	76%	62	45%	220	58%	20	34%	139	93%	3296	61%	
	Refused & Verified	32	9%	232	12%	10	1%	36	6%	11	8%	11	3%	2	3%	1	1%	335	6%	
	Not Produced	39	11%	595	31%	507	27%	92	16%	64	47%	141	37%	25	43%	9	6%	1472	27%	
	Rescheduled by CHS	21	6%	3	0%	281	15%	4	1%	0	0%	8	2%	2	3%	0	0%	319	6%	
	Rescheduled by Hospital	N/A	N/A	N/A	N/A	N/A	N/A	N/A	N/A	N/A	N/A	N/A	N/A	9	16%	N/A	N/A	9	0%	
	Total Scheduled Services	359	100%	1912	100%	1878	100%	558	100%	137	100%	380	100%	58	100%	149	100%	5431	100%	

	Outcome Metrics	Medical	Nursing	Mental Health	Reentry Services	Dental/Oral Surgery	Specialty Clinic - On Island	Specialty Clinic - Off Island	Substance Use	Total
4	Percent completed	83%	69%	58%	83%	53%	61%	38%	94%	67%

5	Referred Visits	N
5.1	Referred Visits Completed	516

Notes:

Referred visits are those medical clinic encounters seen as a result of a referral made by a number of sources including but not limited to CHS Health Triage Line, CHS Patient Relations, other CHS staff, or DOC's sick call process.

N/A = Not Applicable

X. RNDC

1	CHS Intakes (New Jail Admissions)	N
1.1	Completed CHS Intakes	0
1.2	Average time to completion once known to CHS (hours)	N/A

2	Referrals made to mental health service	N
2.1	Referrals made to mental health service	0
2.2	Referrals seen within 72 hours	0
2.3	Percent seen within 72 hours	N/A

3	Scheduled Services	Medical		Nursing		Mental Health		Reentry Services		Dental/Oral Surgery		Specialty Clinic - On Island		Specialty Clinic - Off Island		Substance Use		Total	
	Service Outcomes	N	%	N	%	N	%	N	%	N	%	N	%	N	%	N	%	N	%
	Seen	102	31%	875	51%	747	24%	239	33%	116	41%	82	30%	43	43%	95	94%	2299	35%
	Refused & Verified	104	32%	102	6%	19	1%	29	4%	18	6%	44	16%	14	14%	0	0%	330	5%
	Not Produced	122	37%	735	43%	1810	58%	440	61%	148	52%	151	55%	38	38%	6	6%	3450	52%
	Rescheduled by CHS	0	0%	0	0%	545	17%	16	2%	0	0%	0	0%	4	4%	0	0%	565	9%
	Rescheduled by Hospital	N/A	N/A	N/A	N/A	N/A	N/A	N/A	N/A	N/A	N/A	N/A	N/A	2	2%	N/A	N/A	2	0%
	Total Scheduled Services	328	100%	1712	100%	3121	100%	724	100%	282	100%	277	100%	101	100%	101	100%	6646	100%

4	Outcome Metrics	Medical	Nursing	Mental Health	Reentry Services	Dental/Oral Surgery	Specialty Clinic - On Island	Specialty Clinic - Off Island	Substance Use	Total
4.1	Percent completed	63%	57%	25%	37%	48%	45%	56%	94%	40%

5	Referred Visits	N
5.1	Referred Visits Completed	420

Notes:

Referred visits are those medical clinic encounters seen as a result of a referral made by a number of sources including but not limited to CHS Health Triage Line, CHS Patient Relations, other CHS staff, or DOC's sick call process.

N/A = Not Applicable

XII. WF

1	CHS Intakes (New Jail Admissions)	N
1.1	Completed CHS Intakes	1
1.2	Average time to completion once known to CHS (hours)	2.2

2	Referrals made to mental health service	N
2.1	Referrals made to mental health service	1
2.2	Referrals seen within 72 hours	1
2.3	Percent seen within 72 hours	100%

3	Scheduled Services	Medical		Nursing		Mental Health		Reentry Services		Dental/Oral Surgery		Specialty Clinic - On Island		Specialty Clinic - Off Island		Substance Use		Total	
	Service Outcomes	N	%	N	%	N	%	N	%	N	%	N	%	N	%	N	%	N	%
	Seen	173	55%	1460	76%	513	51%	147	73%	11	48%	104	46%	19	31%	14	93%	2441	65%
	Refused & Verified	34	11%	293	15%	7	1%	19	9%	0	0%	5	2%	2	3%	0	0%	360	10%
	Not Produced	89	28%	162	8%	309	31%	25	12%	12	52%	113	50%	33	54%	1	7%	744	20%
	Rescheduled by CHS	19	6%	0	0%	183	18%	11	5%	0	0%	4	2%	0	0%	0	0%	217	6%
	Rescheduled by Hospital	N/A	N/A	N/A	N/A	N/A	N/A	N/A	N/A	N/A	N/A	N/A	N/A	7	11%	N/A	N/A	7	0%
	Total Scheduled Services	315	100%	1915	100%	1012	100%	202	100%	23	100%	226	100%	61	100%	15	100%	3769	100%

4	Outcome Metrics	Medical	Nursing	Mental Health	Reentry Services	Dental/Oral Surgery	Specialty Clinic - On Island	Specialty Clinic - Off Island	Substance Use	Total
4.1	Percent completed	66%	92%	51%	82%	48%	48%	34%	93%	74%

5	Referred Visits	N
5.1	Referred Visits Completed	519

Notes:

Referred visits are those medical clinic encounters seen as a result of a referral made by a number of sources including but not limited to CHS Health Triage Line, CHS Patient Relations, other CHS staff, or DOC's sick call process.

N/A = Not Applicable

CHS Access Report: December 2023

Version: 1/25/2024

I. Table of Contents

I.	Table of Contents	2
II.	Data Dictionary	3
III.	Summary Data	4
IV.	EMTC	5
V.	GRVC	6
VI.	NIC	7
VII.	OBCC	8
VIII.	RESH	9
IX.	RMSC	10
X.	RNDC	11
XI.	WF	12

II. Data Dictionary

1	CHS Intakes (New Jail Admissions)	Definition
1.1	Completed CHS Intakes	Number of new jail admission intake encounters completed by CHS providers
1.2	Average time to completion once known to CHS (hours)	Number of hours between check-in by DOC and check-out by CHS for completed intake encounters (1.1)
2	Referrals made to mental health service	Definition
2.1	Referrals made to mental health service	All book and cases with an initial referral to mental health during intake in reporting month, excluding persons known to the mental health service. Facility-specific reports reference the housing facility at the time of the mental health referral was made.
2.2	Referrals seen within 72 hours	For all book and cases where an initial referral to mental health occurs in reporting month (2.1), total number of book and cases who had a mental health intake or psychiatric assessment where encounter date was <=72 hours from referral date.
2.3	Percent seen within 72 hours	2.2 divided by 2.1
3	Scheduled services by discipline with outcomes	Definition
		-Shows direct, scheduled service encounters, total overall and by discipline, and disaggregates by outcome category recorded (N, %). Excludes encounters scheduled for discharged patients. -Specialty Clinic-On-Island encounters are for the following specialties: Audiology, Cardiology, Dermatology, Dialysis, ENT, Gynecology, Hand Specialist, ID Specialist, Nephrology, Neurology, Optometry, Orthopedic, Podiatry, Post Partum, Pre-Natal, Rehab Physical Therapy, Reproduction, Surgery -Specialty Clinic-Off-Island encounters are for the following specialties: Audiology, Breast, Cardiology, Cardiovascular, Chest, Dermatology, Endocrinology, ENT, Gastroenterology, General Surgery, Gynecology, Hand, Hematology, ID/Virology, Neurosurgery, Oncology, Ophthalmology, Oral Surgery, Orthopedic, Pain Management, Plastic Surgery, Podiatry, Renal, Rheumatology, Trauma, Urology, Vascular
4	Outcome Metrics	Definition
4.1	Percent completed	Sum of scheduled service outcomes "Seen" and "Refused & Verified" divided by "Total Scheduled Services"
5	Referred Visits	Definition
5.1	Referred Visits Completed	Referred visits are those medical clinic encounters seen as a result of a referral made by a number of sources including but not limited to CHS Health Triage Line, CHS Patient Relations, other CHS staff, or DOC's sick call process.

III. Summary Data

1	CHS Intakes (New Jail Admissions)	N
1.1	Completed CHS Intakes	1435
1.2	Average time to completion once known to CHS (hours)	3.5

2	Referrals made to mental health service	N
2.1	Referrals made to mental health service	676
2.2	Referrals seen within 72 hours	584
2.3	Percent seen within 72 hours	86%

3	Scheduled Services	Medical		Nursing		Mental Health		Reentry Services		Dental/Oral Surgery		Specialty Clinic - On Island		Specialty Clinic - Off Island		Substance Use		Total	
	Service Outcomes	N	%	N	%	N	%	N	%	N	%	N	%	N	%	N	%	N	%
	Seen	1266	45%	17174	65%	8559	51%	2567	66%	681	44%	758	32%	219	38%	1194	88%	32418	58%
	Refused & Verified	368	13%	2070	8%	54	0%	294	8%	72	5%	118	5%	38	7%	0	0%	3014	5%
	Not Produced	1092	39%	6965	27%	5069	30%	929	24%	784	51%	1410	60%	254	44%	149	11%	16652	30%
	Rescheduled by CHS	93	3%	27	0%	3191	19%	104	3%	12	1%	58	2%	21	4%	7	1%	3513	6%
	Rescheduled by Hospital	N/A	N/A	N/A	N/A	N/A	N/A	N/A	N/A	N/A	N/A	N/A	N/A	40	7%	N/A	N/A	40	0%
	Total Scheduled Services	2819	100%	26236	100%	16873	100%	3894	100%	1549	100%	2344	100%	572	100%	1350	100%	55637	100%

4	Outcome Metrics	Medical		Nursing		Mental Health		Reentry Services		Dental/Oral Surgery		Specialty Clinic - On Island		Specialty Clinic - Off Island		Substance Use		Total	
4.1	Percent completed	58%		73%		51%		73%		49%		37%		45%		88%		64%	

5	Referred Visits	N
5.1	Referred Visits Completed	4034

Notes:

Referred visits are those medical clinic encounters seen as a result of a referral made by a number of sources including but not limited to CHS Health Triage Line, CHS Patient Relations, other CHS staff, or DOC's sick call process.

N/A = Not Applicable

IV. EMTc

1	CHS Intakes (New Jail Admissions)	N
1.1	Completed CHS Intakes	1295
1.2	Average time to completion once known to CHS (hours)	3.3

2	Referrals made to mental health service	N
2.1	Referrals made to mental health service	589
2.2	Referrals seen within 72 hours	508
2.3	Percent seen within 72 hours	86%

	Scheduled Services	Medical		Nursing		Mental Health		Reentry Services		Dental/Oral Surgery		Specialty Clinic - On Island		Specialty Clinic - Off Island		Substance Use		Total	
		N	%	N	%	N	%	N	%	N	%	N	%	N	%	N	%	N	%
3	Service Outcomes																		
	Seen	246	36%	4060	66%	1341	57%	866	78%	143	58%	57	20%	10	24%	582	85%	7305	63%
	Refused & Verified	77	11%	537	9%	14	1%	117	11%	27	11%	1	0%	0	0%	0	0%	773	7%
	Not Produced	352	51%	1593	26%	561	24%	117	11%	77	31%	224	77%	27	64%	103	15%	3054	26%
	Rescheduled by CHS	10	1%	1	0%	431	18%	10	1%	0	0%	8	3%	1	2%	0	0%	461	4%
	Rescheduled by Hospital	N/A	N/A	N/A	N/A	N/A	N/A	N/A	N/A	N/A	N/A	N/A	N/A	4	10%	N/A	N/A	4	0%
	Total Scheduled Services	685	100%	6191	100%	2347	100%	1110	100%	247	100%	290	100%	42	100%	685	100%	11597	100%

	Outcome Metrics	Medical	Nursing	Mental Health	Reentry Services	Dental/Oral Surgery	Specialty Clinic - On Island	Specialty Clinic - Off Island	Substance Use	Total
4	Percent completed	47%	74%	58%	89%	69%	20%	24%	85%	70%

5	Referred Visits	N
5.1	Referred Visits Completed	910

Notes:

Referred visits are those medical clinic encounters seen as a result of a referral made by a number of sources including but not limited to CHS Health Triage Line, CHS Patient Relations, other CHS staff, or DOC's sick call process.

N/A = Not Applicable

V. GRVC

1	CHS Intakes (New Jail Admissions)	N
1.1	Completed CHS Intakes	22
1.2	Average time to completion once known to CHS (hours)	7.3

2	Referrals made to mental health service	N
2.1	Referrals made to mental health service	10
2.2	Referrals seen within 72 hours	10
2.3	Percent seen within 72 hours	100%

3	Scheduled Services	Medical		Nursing		Mental Health		Reentry Services		Dental/Oral Surgery		Specialty Clinic - On Island		Specialty Clinic - Off Island		Substance Use		Total	
	Service Outcomes	N	%	N	%	N	%	N	%	N	%	N	%	N	%	N	%	N	%
	Seen	126	63%	2181	49%	2792	66%	505	73%	113	38%	56	21%	21	30%	90	98%	5884	57%
	Refused & Verified	22	11%	416	9%	8	0%	57	8%	9	3%	2	1%	0	0%	0	0%	514	5%
	Not Produced	51	26%	1868	42%	843	20%	114	16%	178	59%	201	76%	40	56%	2	2%	3297	32%
	Rescheduled by CHS	1	1%	1	0%	587	14%	16	2%	0	0%	5	2%	5	7%	0	0%	615	6%
	Rescheduled by Hospital	N/A	N/A	N/A	N/A	N/A	N/A	N/A	N/A	N/A	N/A	N/A	N/A	5	7%	N/A	N/A	5	0%
	Total Scheduled Services	200	100%	4466	100%	4230	100%	692	100%	300	100%	264	100%	71	100%	92	100%	10315	100%

4	Outcome Metrics	Medical	Nursing	Mental Health	Reentry Services	Dental/Oral Surgery	Specialty Clinic - On Island	Specialty Clinic - Off Island	Substance Use	Total
4.1	Percent completed	74%	58%	66%	81%	41%	22%	30%	98%	62%

5	Referred Visits	N
5.1	Referred Visits Completed	439

Notes:

Referred visits are those medical clinic encounters seen as a result of a referral made by a number of sources including but not limited to CHS Health Triage Line, CHS Patient Relations, other CHS staff, or DOC's sick call process.

N/A = Not Applicable

VI. NIC

1	CHS Intakes (New Jail Admissions)	N
1.1	Completed CHS Intakes	1
1.2	Average time to completion once known to CHS (hours)	1.9

2	Referrals made to mental health service	N
2.1	Referrals made to mental health service	1
2.2	Referrals seen within 72 hours	1
2.3	Percent seen within 72 hours	100%

3	Scheduled Services	Medical		Nursing		Mental Health		Reentry Services		Dental/Oral Surgery		Specialty Clinic - On Island		Specialty Clinic - Off Island		Substance Use		Total	
	Service Outcomes	N	%	N	%	N	%	N	%	N	%	N	%	N	%	N	%	N	%
	Seen	208	71%	6258	88%	311	45%	78	66%	14	45%	182	53%	80	52%	48	100%	7179	81%
	Refused & Verified	28	10%	592	8%	0	0%	6	5%	2	6%	37	11%	23	15%	0	0%	688	8%
	Not Produced	21	7%	291	4%	178	26%	14	12%	15	48%	96	28%	38	25%	0	0%	653	7%
	Rescheduled by CHS	37	13%	0	0%	206	30%	20	17%	0	0%	28	8%	0	0%	0	0%	291	3%
	Rescheduled by Hospital	N/A	N/A	N/A	N/A	N/A	N/A	N/A	N/A	N/A	N/A	N/A	N/A	13	8%	N/A	N/A	13	0%
	Total Scheduled Services	294	100%	7141	100%	695	100%	118	100%	31	100%	343	100%	154	100%	48	100%	8824	100%

4	Outcome Metrics	Medical	Nursing	Mental Health	Reentry Services	Dental/Oral Surgery	Specialty Clinic - On Island	Specialty Clinic - Off Island	Substance Use	Total
4.1	Percent completed	80%	96%	45%	71%	52%	64%	67%	100%	89%

5	Referred Visits	N
5.1	Referred Visits Completed	422

Notes:

Referred visits are those medical clinic encounters seen as a result of a referral made by a number of sources including but not limited to CHS Health Triage Line, CHS Patient Relations, other CHS staff, or DOC's sick call process.

N/A = Not Applicable

VII. OBCC

1	CHS Intakes (New Jail Admissions)	N
1.1	Completed CHS Intakes	0
1.2	Average time to completion once known to CHS (hours)	N/A

2	Referrals made to mental health service	N
2.1	Referrals made to mental health service	0
2.2	Referrals seen within 72 hours	0
2.3	Percent seen within 72 hours	N/A

3	Scheduled Services	Medical		Nursing		Mental Health		Reentry Services		Dental/Oral Surgery		Specialty Clinic - On Island		Specialty Clinic - Off Island		Substance Use		Total	
	Service Outcomes	N	%	N	%	N	%	N	%	N	%	N	%	N	%	N	%	N	%
	Seen	79	15%	1060	40%	1940	52%	288	53%	200	42%	113	26%	35	38%	203	92%	3918	45%
	Refused & Verified	26	5%	26	1%	8	0%	44	8%	9	2%	13	3%	2	2%	0	0%	128	1%
	Not Produced	404	79%	1585	59%	907	24%	213	39%	268	56%	302	69%	45	49%	18	8%	3742	43%
	Rescheduled by CHS	1	0%	0	0%	857	23%	3	1%	0	0%	10	2%	7	8%	0	0%	878	10%
	Rescheduled by Hospital	N/A	N/A	N/A	N/A	N/A	N/A	N/A	N/A	N/A	N/A	N/A	N/A	3	3%	N/A	N/A	3	0%
	Total Scheduled Services	510	100%	2671	100%	3712	100%	548	100%	477	100%	438	100%	92	100%	221	100%	8669	100%

4	Outcome Metrics	Medical	Nursing	Mental Health	Reentry Services	Dental/Oral Surgery	Specialty Clinic - On Island	Specialty Clinic - Off Island	Substance Use	Total
4.1	Percent completed	21%	41%	52%	61%	44%	29%	40%	92%	47%

5	Referred Visits	N
5.1	Referred Visits Completed	539

Notes:

Referred visits are those medical clinic encounters seen as a result of a referral made by a number of sources including but not limited to CHS Health Triage Line, CHS Patient Relations, other CHS staff, or DOC's sick call process.

N/A = Not Applicable

VIII. RESH

1	CHS Intakes (New Jail Admissions)	N
1.1	Completed CHS Intakes	0
1.2	Average time to completion once known to CHS (hours)	N/A

2	Referrals made to mental health service	N
2.1	Referrals made to mental health service	0
2.2	Referrals seen within 72 hours	0
2.3	Percent seen within 72 hours	N/A

3	Scheduled Services	Medical		Nursing		Mental Health		Reentry Services		Dental/Oral Surgery		Specialty Clinic - On Island		Specialty Clinic - Off Island		Substance Use		Total	
	Service Outcomes	N	%	N	%	N	%	N	%	N	%	N	%	N	%	N	%	N	%
	Seen	15	56%	235	40%	113	27%	27	79%	8	53%	18	20%	3	25%	2	100%	421	35%
	Refused & Verified	5	19%	44	7%	0	0%	1	3%	1	7%	9	10%	0	0%	0	0%	60	5%
	Not Produced	6	22%	296	50%	165	39%	6	18%	6	40%	63	70%	9	75%	0	0%	551	46%
	Rescheduled by CHS	1	4%	16	3%	148	35%	0	0%	0	0%	0	0%	0	0%	0	0%	165	14%
	Rescheduled by Hospital	N/A	N/A	N/A	N/A	N/A	N/A	N/A	N/A	N/A	N/A	N/A	N/A	0	0%	N/A	N/A	0	0%
	Total Scheduled Services	27	100%	591	100%	426	100%	34	100%	15	100%	90	100%	12	100%	2	100%	1197	100%

4	Outcome Metrics	Medical	Nursing	Mental Health	Reentry Services	Dental/Oral Surgery	Specialty Clinic - On Island	Specialty Clinic - Off Island	Substance Use	Total
4.1	Percent completed	74%	47%	27%	82%	60%	30%	25%	100%	40%

5	Referred Visits	N
5.1	Referred Visits Completed	464

Notes:

Referred visits are those medical clinic encounters seen as a result of a referral made by a number of sources including but not limited to CHS Health Triage Line, CHS Patient Relations, other CHS staff, or DOC's sick call process.

N/A = Not Applicable

IX. RMSC

1	CHS Intakes (New Jail Admissions)	N
1.1	Completed CHS Intakes	117
1.2	Average time to completion once known to CHS (hours)	5.4

2	Referrals made to mental health service	N
2.1	Referrals made to mental health service	76
2.2	Referrals seen within 72 hours	65
2.3	Percent seen within 72 hours	86%

3	Scheduled Services	Medical		Nursing		Mental Health		Reentry Services		Dental/Oral Surgery		Specialty Clinic - On Island		Specialty Clinic - Off Island		Substance Use		Total	
	Service Outcomes	N	%	N	%	N	%	N	%	N	%	N	%	N	%	N	%	N	%
	Seen	268	69%	1033	60%	984	57%	433	76%	82	50%	160	48%	20	32%	153	85%	3133	61%
	Refused & Verified	35	9%	121	7%	4	0%	35	6%	10	6%	19	6%	2	3%	0	0%	226	4%
	Not Produced	68	18%	548	32%	525	30%	85	15%	73	44%	152	45%	36	57%	20	11%	1507	29%
	Rescheduled by CHS	17	4%	6	0%	215	12%	17	3%	0	0%	4	1%	2	3%	7	4%	268	5%
	Rescheduled by Hospital	N/A	N/A	N/A	N/A	N/A	N/A	N/A	N/A	N/A	N/A	N/A	N/A	3	5%	N/A	N/A	3	0%
	Total Scheduled Services	388	100%	1708	100%	1728	100%	570	100%	165	100%	335	100%	63	100%	180	100%	5137	100%

4	Outcome Metrics	Medical	Nursing	Mental Health	Reentry Services	Dental/Oral Surgery	Specialty Clinic - On Island	Specialty Clinic - Off Island	Substance Use	Total
4.1	Percent completed	78%	68%	57%	82%	56%	53%	35%	85%	65%

5	Referred Visits	N
5.1	Referred Visits Completed	422

Notes:

Referred visits are those medical clinic encounters seen as a result of a referral made by a number of sources including but not limited to CHS Health Triage Line, CHS Patient Relations, other CHS staff, or DOC's sick call process.

N/A = Not Applicable

X. RNDC

1	CHS Intakes (New Jail Admissions)	N
1.1	Completed CHS Intakes	0
1.2	Average time to completion once known to CHS (hours)	N/A

2	Referrals made to mental health service	N
2.1	Referrals made to mental health service	0
2.2	Referrals seen within 72 hours	0
2.3	Percent seen within 72 hours	N/A

3	Scheduled Services	Medical		Nursing		Mental Health		Reentry Services		Dental/Oral Surgery		Specialty Clinic - On Island		Specialty Clinic - Off Island		Substance Use		Total	
	Service Outcomes	N	%	N	%	N	%	N	%	N	%	N	%	N	%	N	%	N	%
	Seen	85	24%	817	55%	662	24%	259	38%	115	38%	79	28%	26	33%	86	93%	2129	35%
	Refused & Verified	138	39%	75	5%	13	0%	32	5%	13	4%	36	13%	8	10%	0	0%	315	5%
	Not Produced	134	37%	605	40%	1597	57%	360	53%	160	53%	164	58%	34	44%	6	7%	3060	50%
	Rescheduled by CHS	1	0%	1	0%	537	19%	32	5%	12	4%	2	1%	4	5%	0	0%	589	10%
	Rescheduled by Hospital	N/A	N/A	N/A	N/A	N/A	N/A	N/A	N/A	N/A	N/A	N/A	N/A	6	8%	N/A	N/A	6	0%
	Total Scheduled Services	358	100%	1498	100%	2809	100%	683	100%	300	100%	281	100%	78	100%	92	100%	6099	100%

4	Outcome Metrics	Medical	Nursing	Mental Health	Reentry Services	Dental/Oral Surgery	Specialty Clinic - On Island	Specialty Clinic - Off Island	Substance Use	Total
4.1	Percent completed	62%	60%	24%	43%	43%	41%	44%	93%	40%

5	Referred Visits	N
5.1	Referred Visits Completed	419

Notes:

Referred visits are those medical clinic encounters seen as a result of a referral made by a number of sources including but not limited to CHS Health Triage Line, CHS Patient Relations, other CHS staff, or DOC's sick call process.

N/A = Not Applicable

XII. WF

1	CHS Intakes (New Jail Admissions)	N
1.1	Completed CHS Intakes	0
1.2	Average time to completion once known to CHS (hours)	N/A

2	Referrals made to mental health service	N
2.1	Referrals made to mental health service	0
2.2	Referrals seen within 72 hours	0
2.3	Percent seen within 72 hours	N/A

3	Scheduled Services	Medical		Nursing		Mental Health		Reentry Services		Dental/Oral Surgery		Specialty Clinic - On Island		Specialty Clinic - Off Island		Substance Use		Total	
	Service Outcomes	N	%	N	%	N	%	N	%	N	%	N	%	N	%	N	%	N	%
	Seen	239	67%	1530	78%	416	45%	111	80%	6	43%	93	31%	24	40%	30	100%	2449	64%
	Refused & Verified	37	10%	259	13%	7	1%	2	1%	1	7%	1	0%	3	5%	0	0%	310	8%
	Not Produced	56	16%	179	9%	293	32%	20	14%	7	50%	208	69%	25	42%	0	0%	788	21%
	Rescheduled by CHS	25	7%	2	0%	210	23%	6	4%	0	0%	1	0%	2	3%	0	0%	246	6%
	Rescheduled by Hospital	N/A	N/A	N/A	N/A	N/A	N/A	N/A	N/A	N/A	N/A	N/A	N/A	6	10%	N/A	N/A	6	0%
	Total Scheduled Services	357	100%	1970	100%	926	100%	139	100%	14	100%	303	100%	60	100%	30	100%	3799	100%

4	Outcome Metrics	Medical	Nursing	Mental Health	Reentry Services	Dental/Oral Surgery	Specialty Clinic - On Island	Specialty Clinic - Off Island	Substance Use	Total
4.1	Percent completed	77%	91%	46%	81%	50%	31%	45%	100%	73%

5	Referred Visits	N
5.1	Referred Visits Completed	419

Notes:

Referred visits are those medical clinic encounters seen as a result of a referral made by a number of sources including but not limited to CHS Health Triage Line, CHS Patient Relations, other CHS staff, or DOC's sick call process.

N/A = Not Applicable

CHS Access Trends: October 2023 to December 2023

Version: 1/25/2024



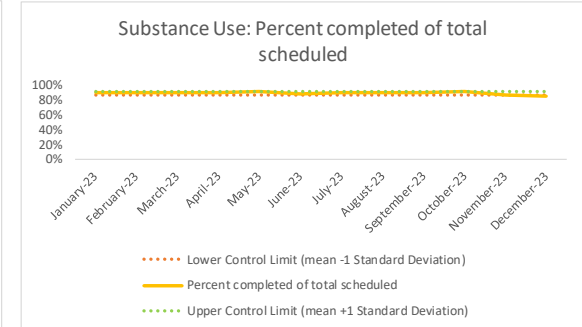
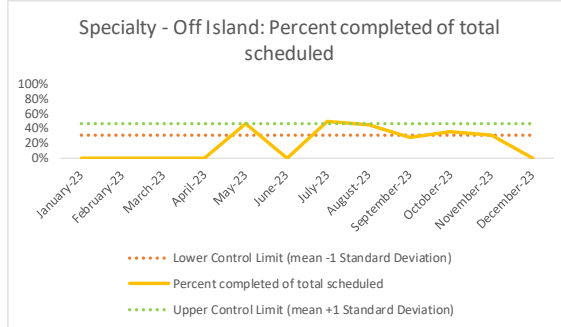
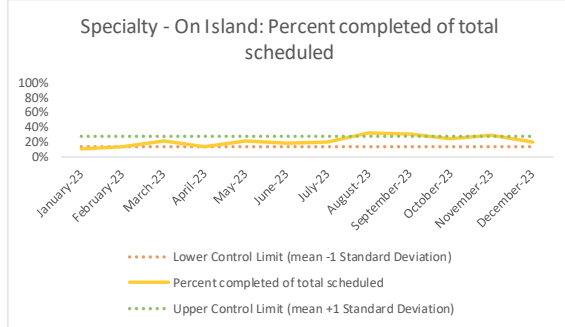
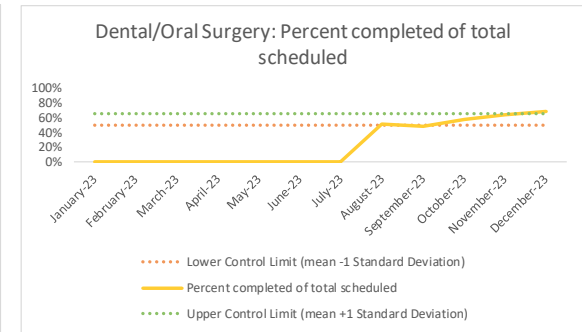
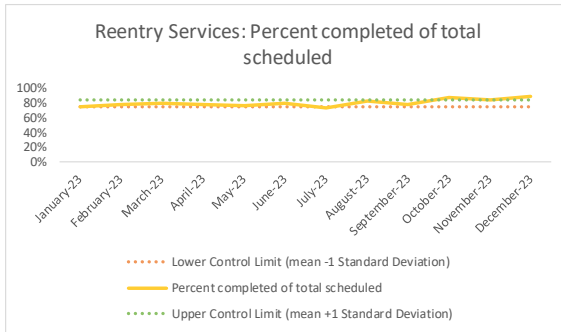
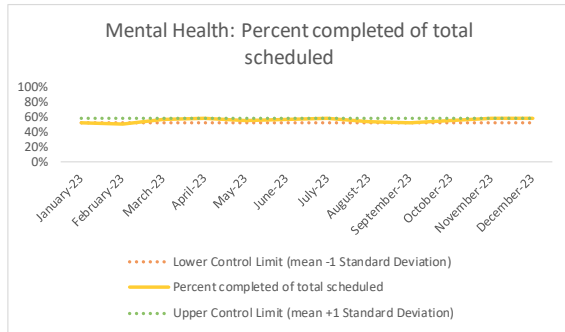
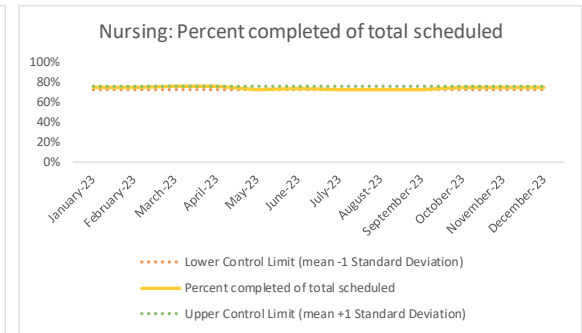
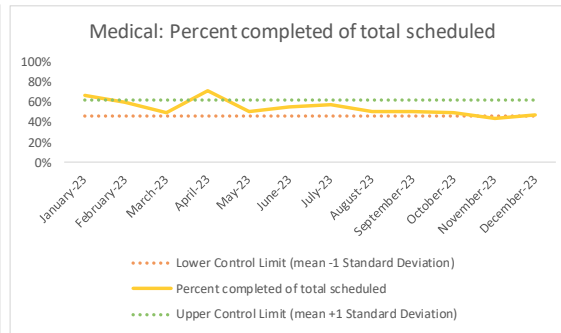
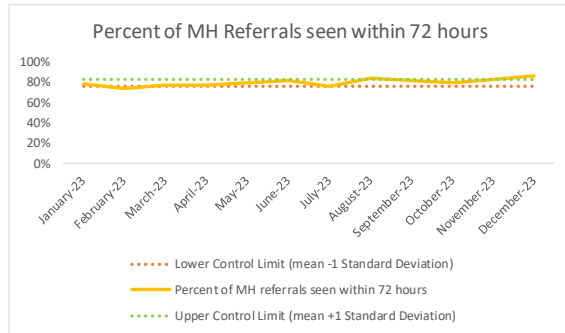
Correctional Health Services

I. Table of Contents

Contents

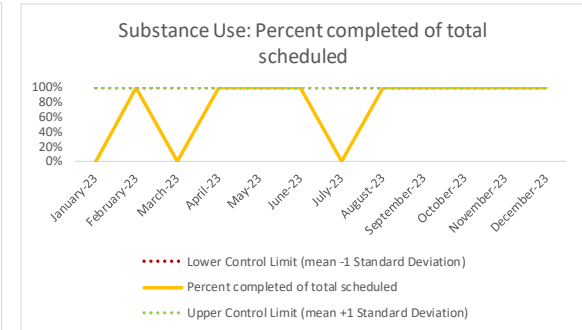
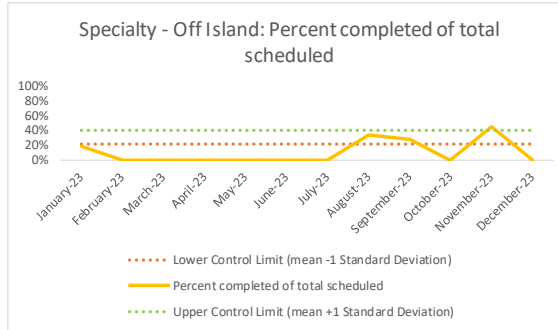
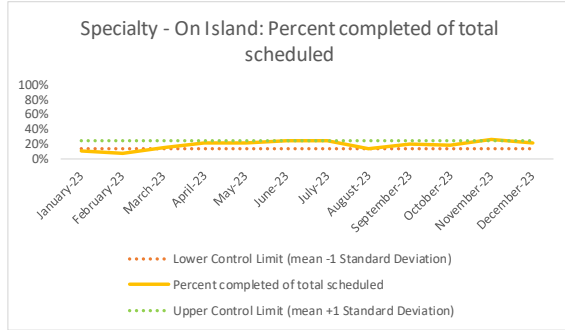
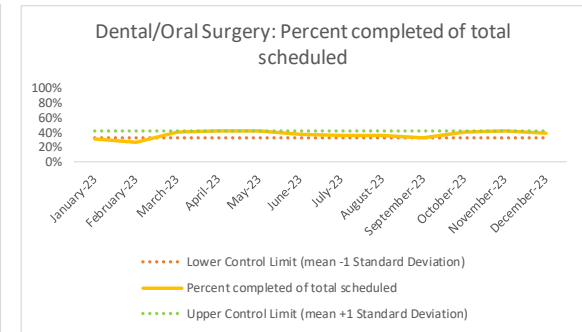
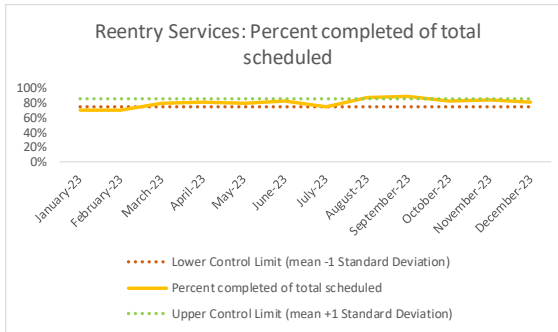
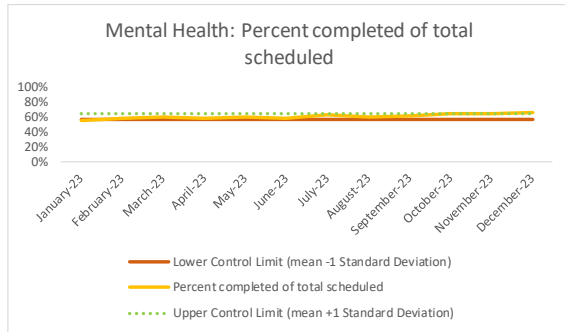
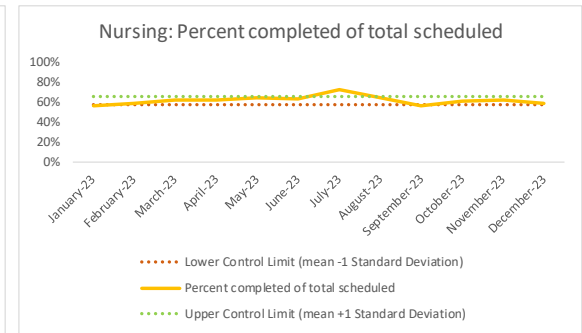
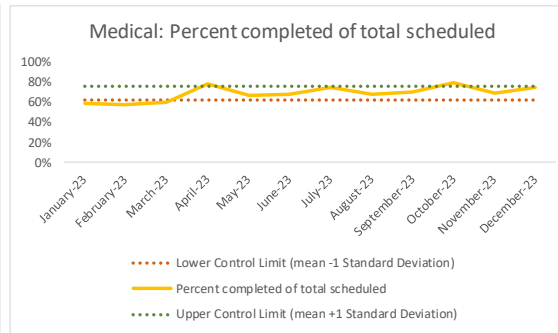
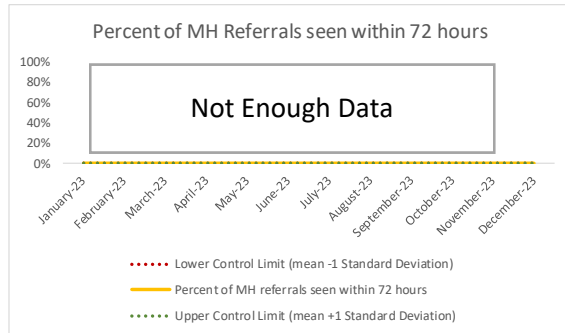
I. Table of Contents	2
II. EMTC	3
III. GRVC.....	4
IV. NIC.....	5
V. OBCC.....	6
VI. RESH	7
VII. RMSC	8
VIII. RNDC	9
IX. VCBC.....	10
X. WF	11

II. EMTC



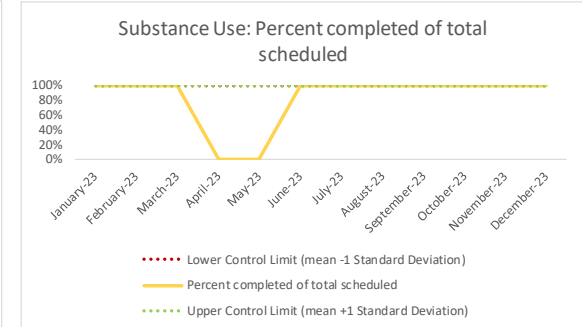
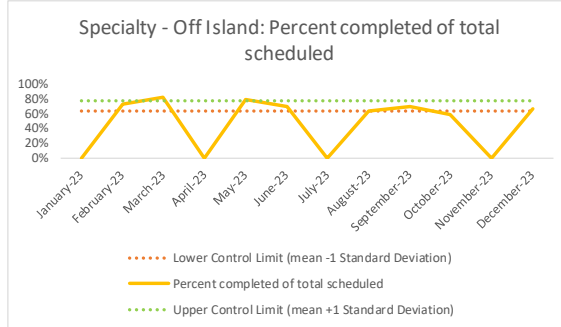
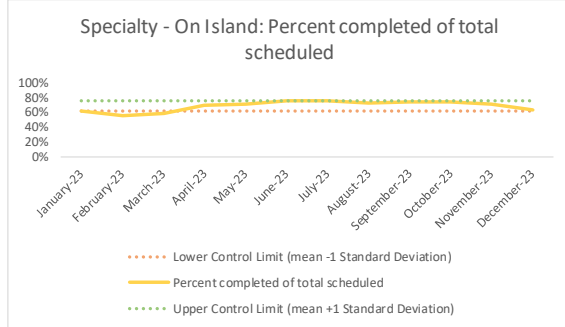
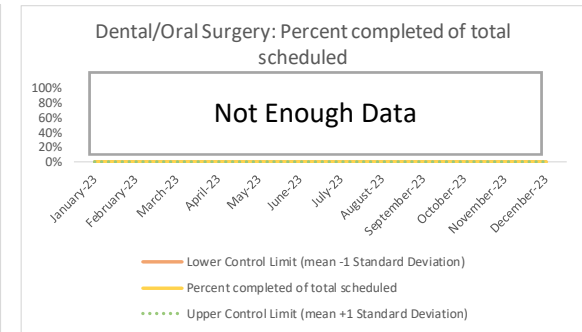
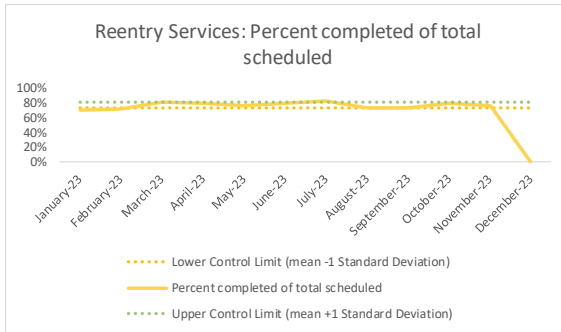
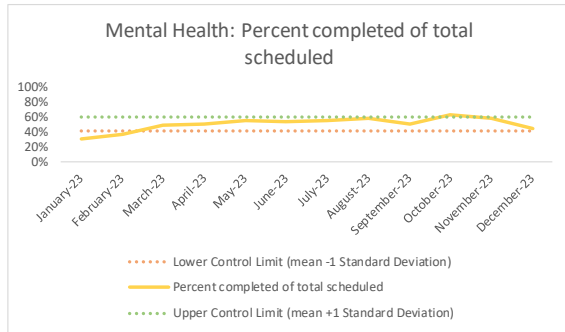
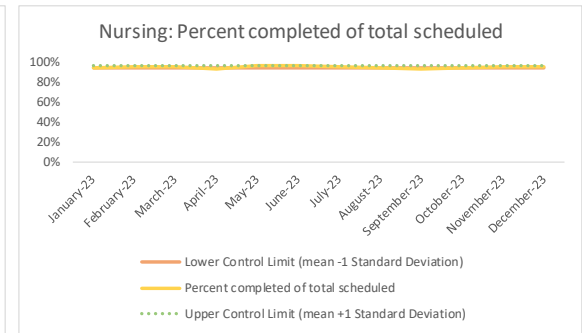
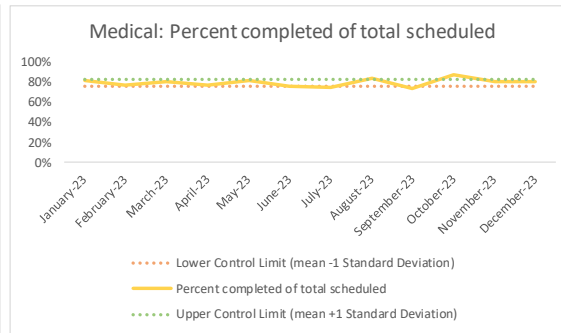
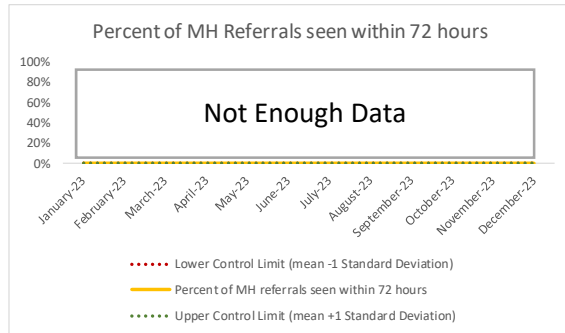
Values of “ND” for not depicted or “N/A” for not applicable are displayed in the graphs as zeroes.

III. GRVC



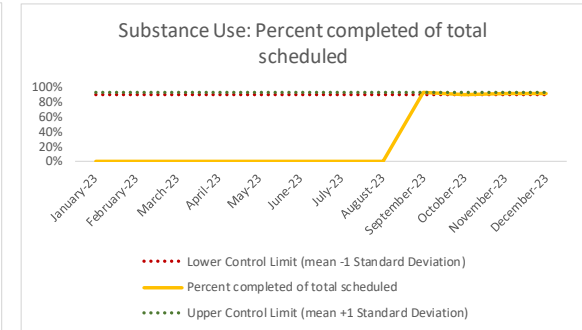
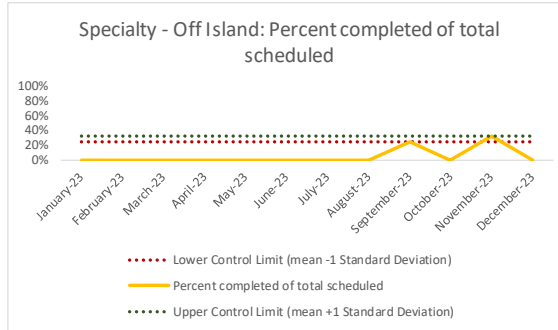
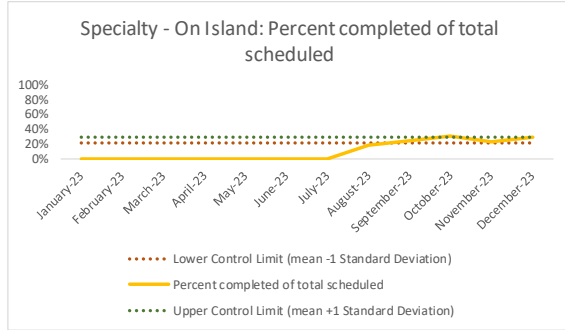
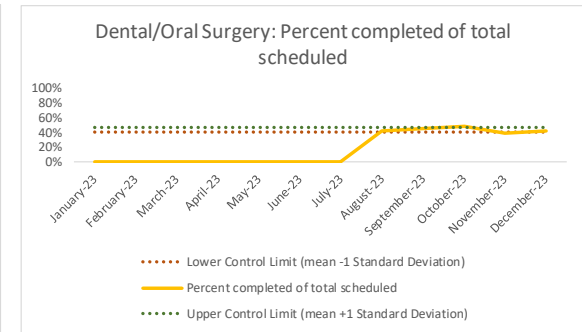
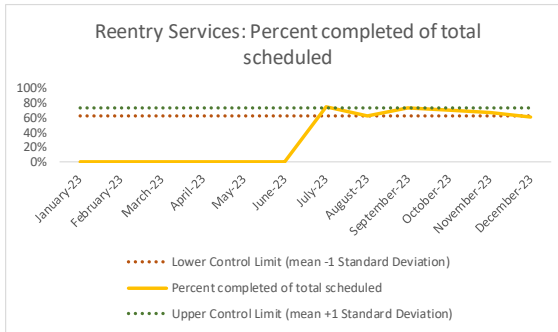
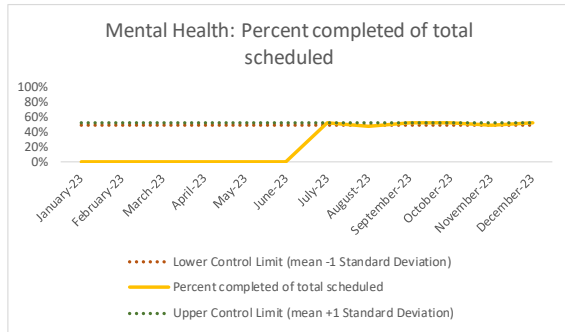
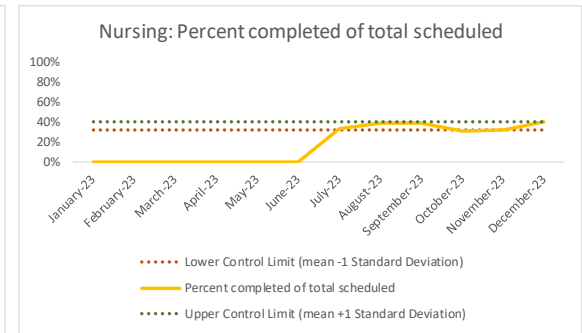
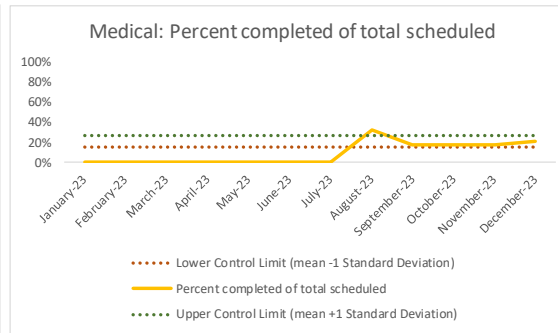
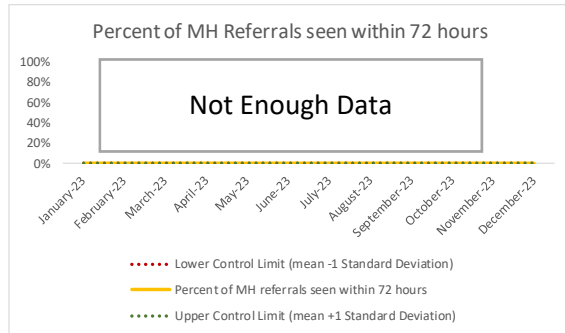
Values of “ND” for not depicted or “N/A” for not applicable are displayed in the graphs as zeroes.

IV. NIC



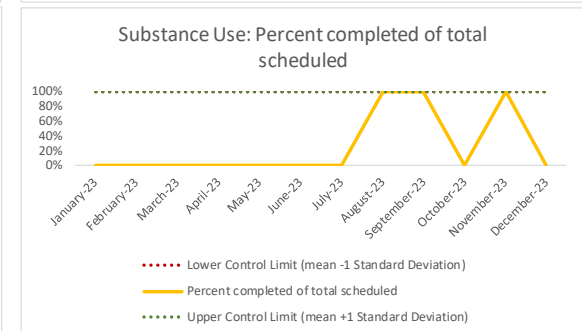
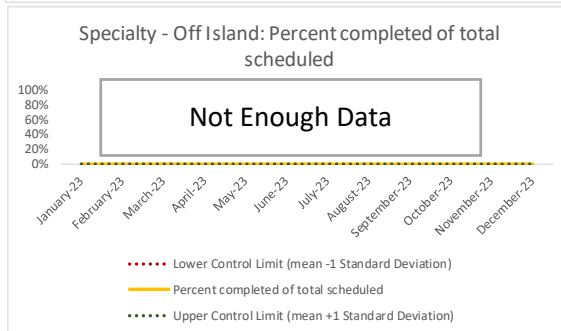
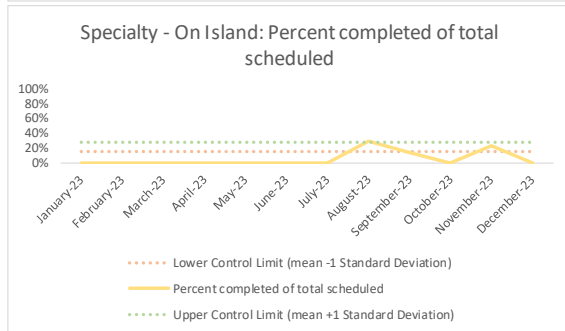
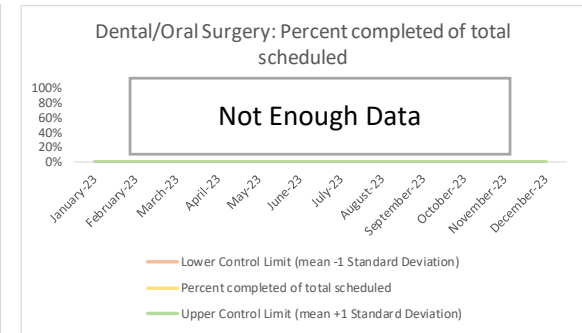
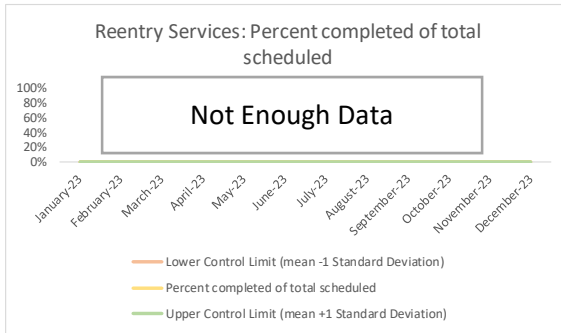
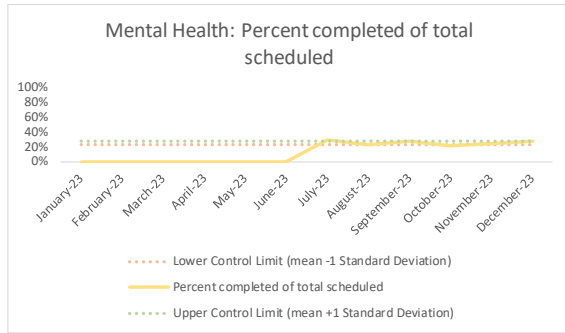
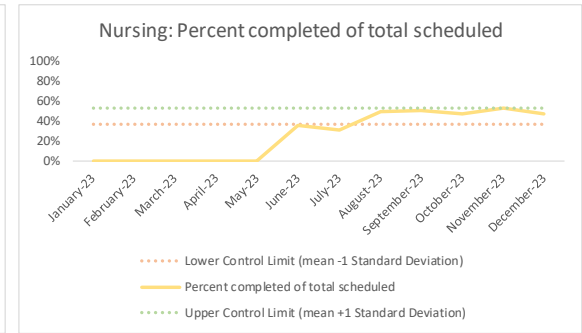
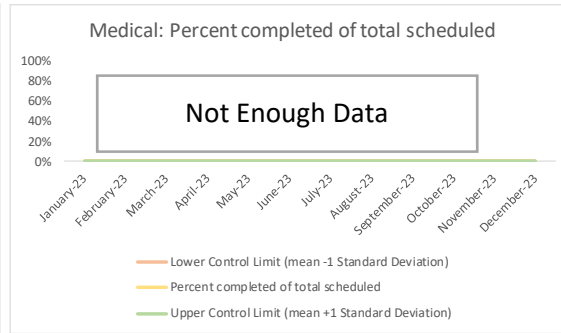
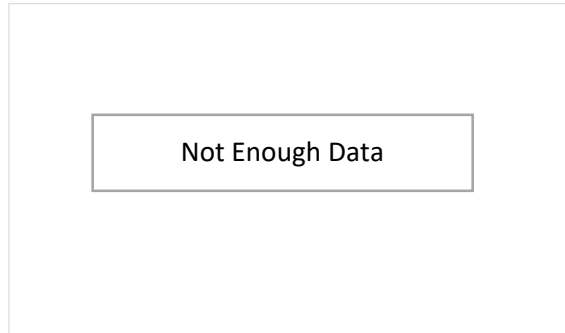
Values of “ND” for not depicted or “N/A” for not applicable are displayed in the graphs as zeroes.

V. OBCC



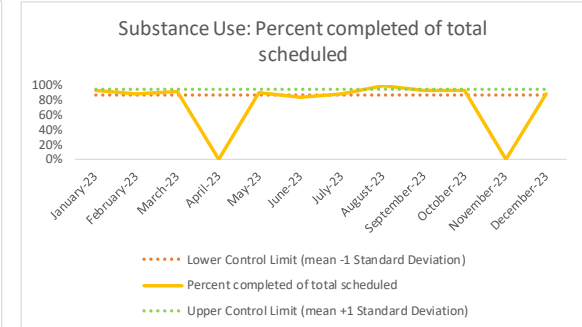
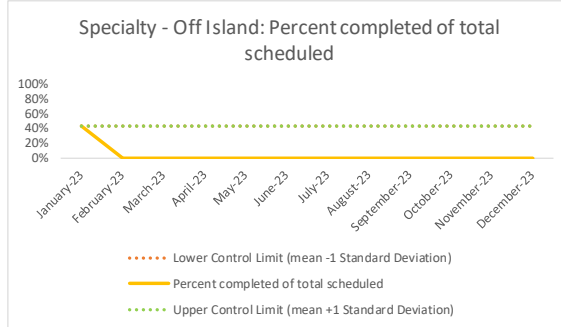
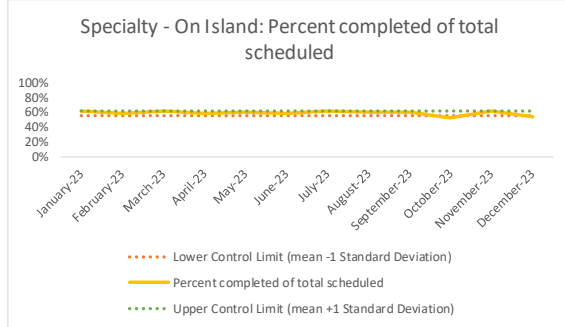
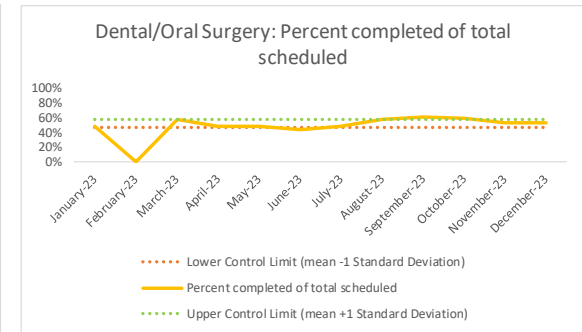
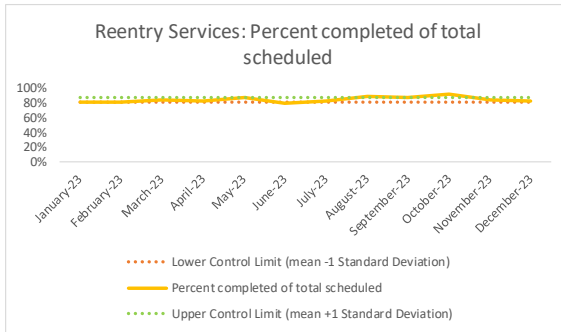
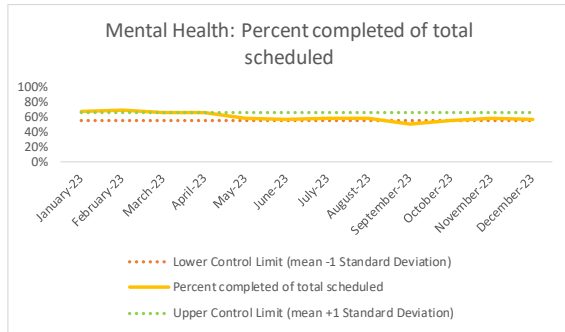
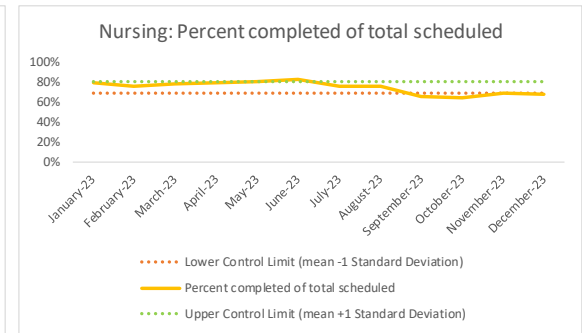
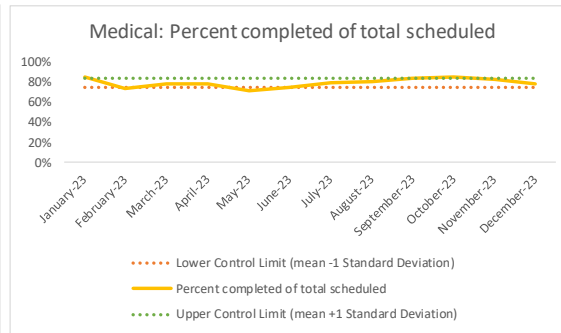
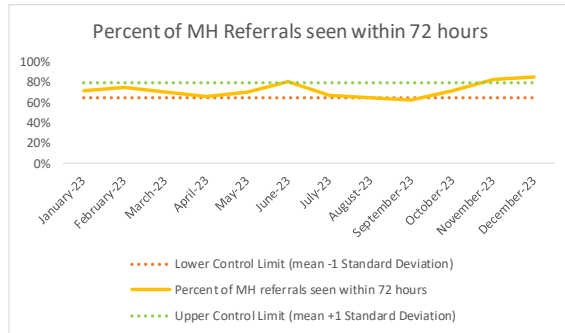
Values of "ND" for not depicted or "N/A" for not applicable are displayed in the graphs as zeroes.

VI. RESH



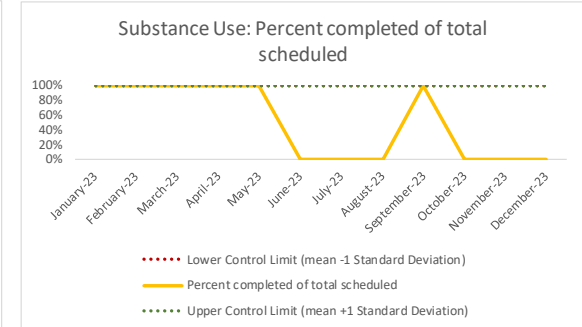
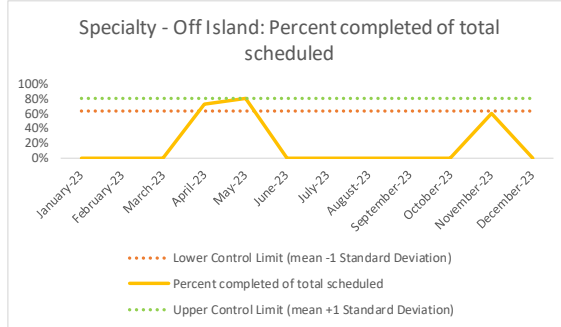
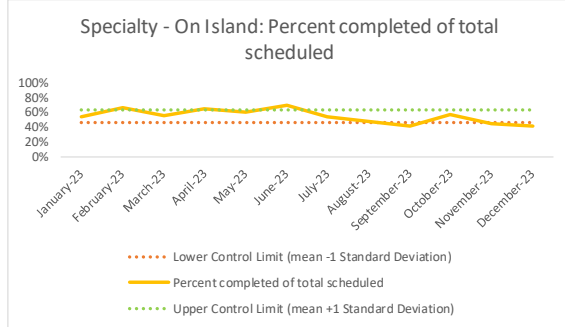
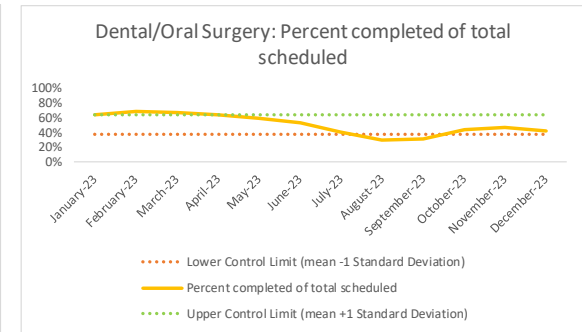
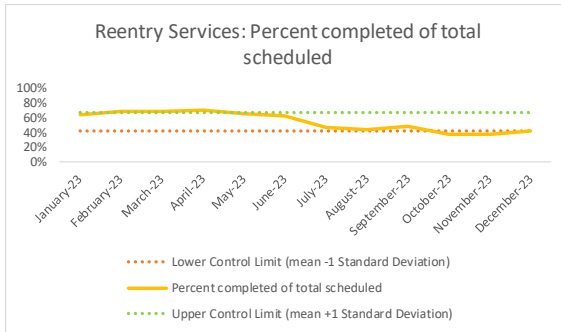
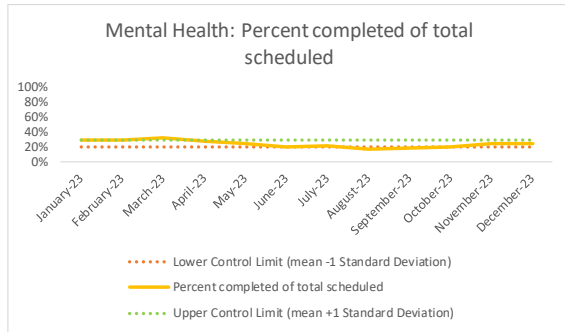
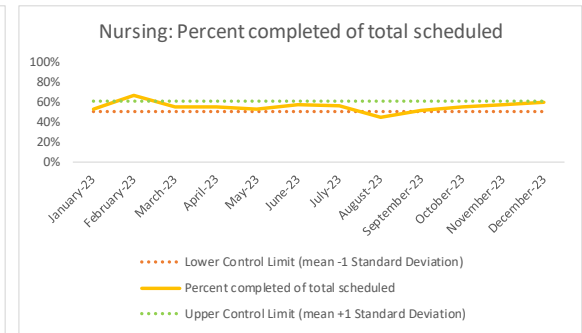
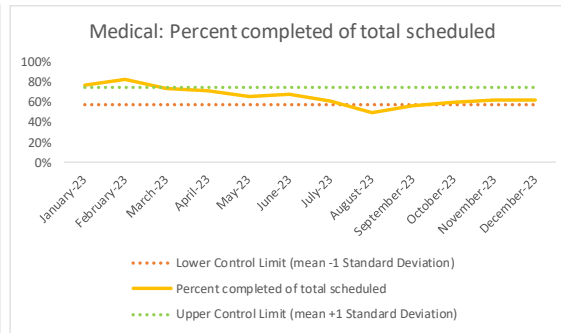
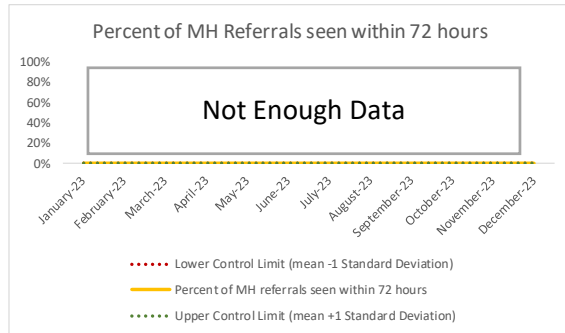
Values of "ND" for not depicted or "N/A" for not applicable are displayed in the graphs as zeroes.

VII. RMSC



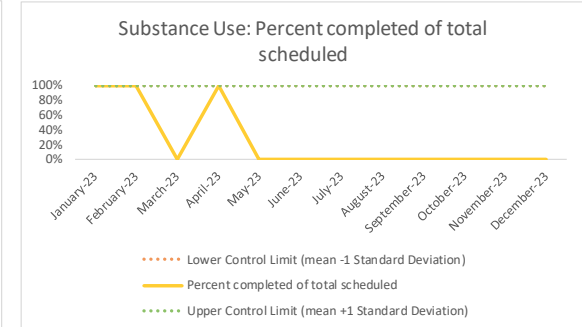
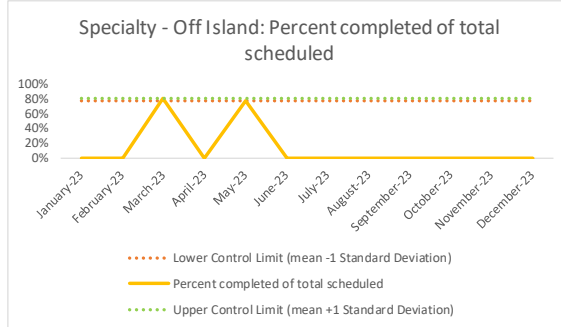
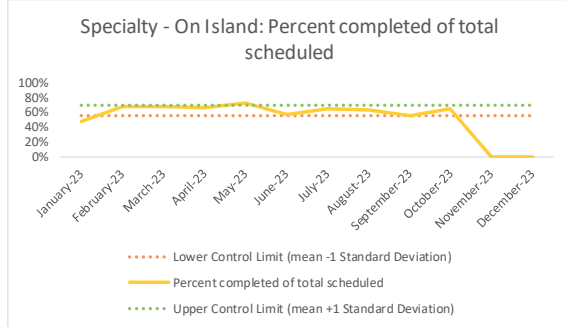
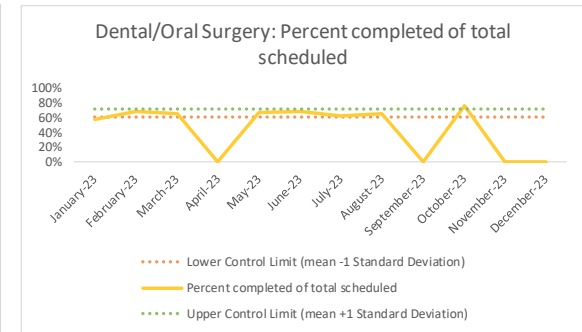
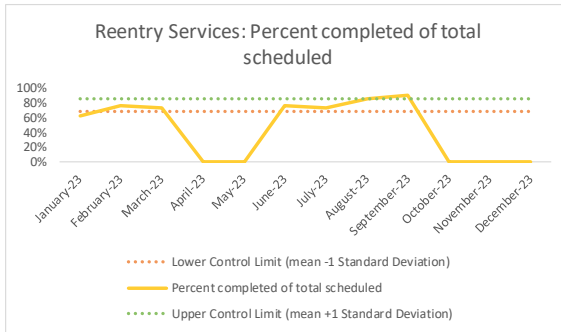
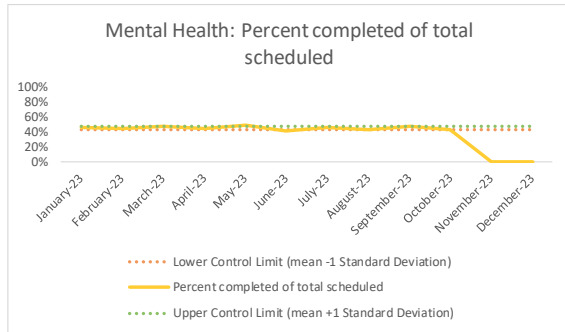
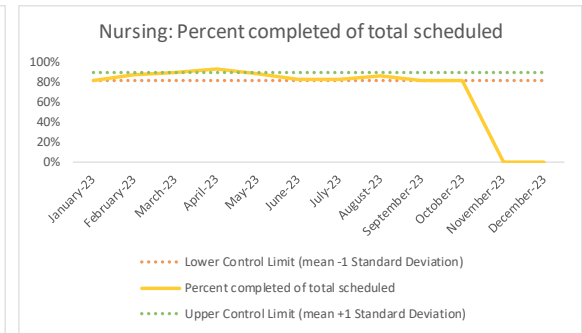
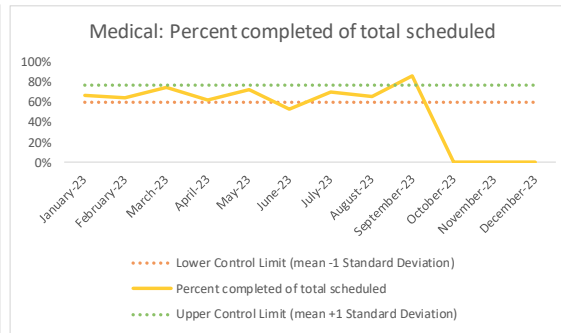
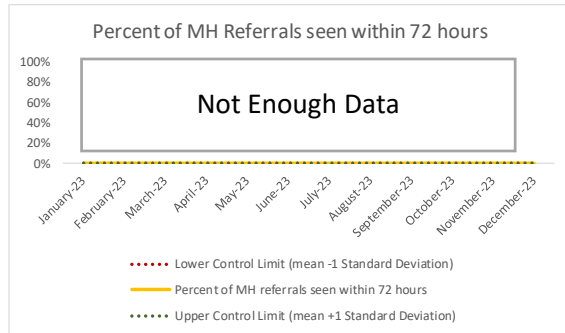
Values of “ND” for not depicted or “N/A” for not applicable are displayed in the graphs as zeroes.

VIII. RNDC



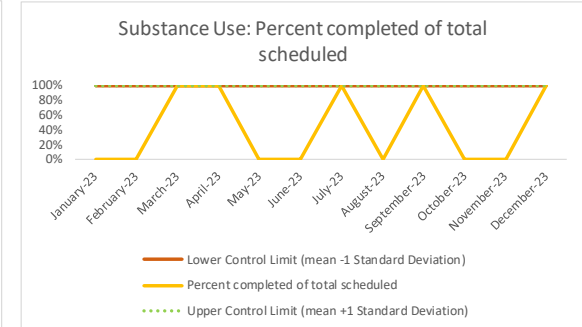
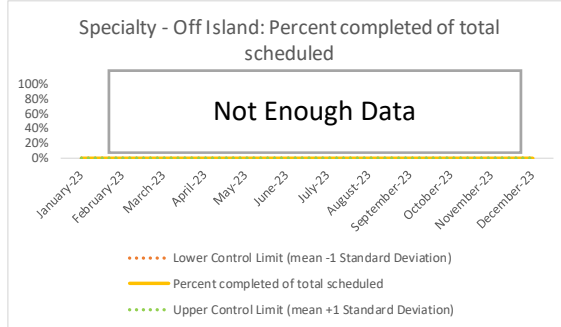
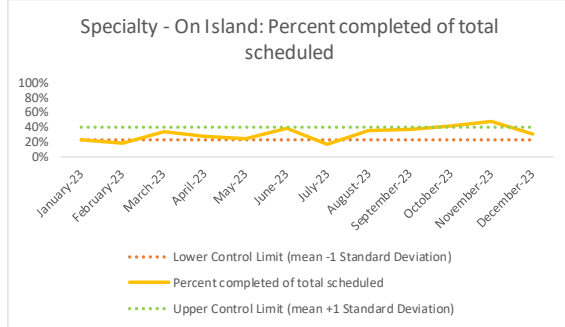
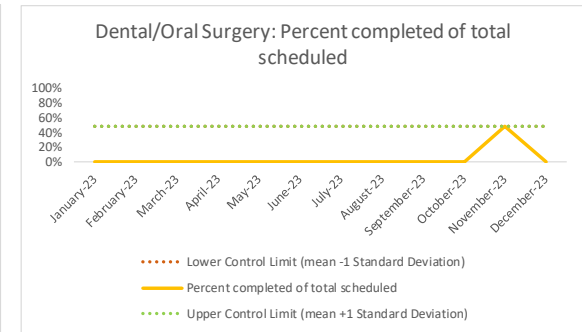
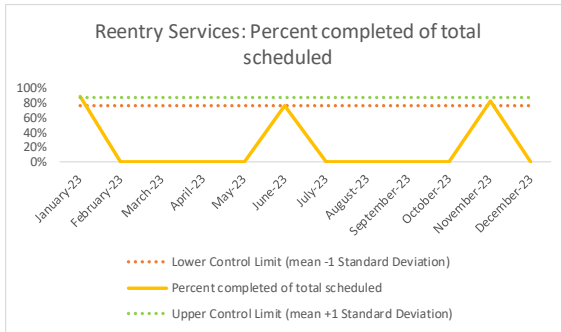
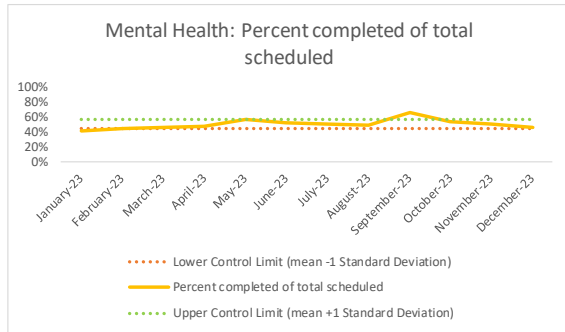
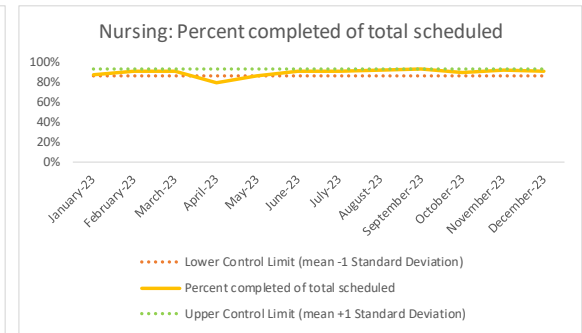
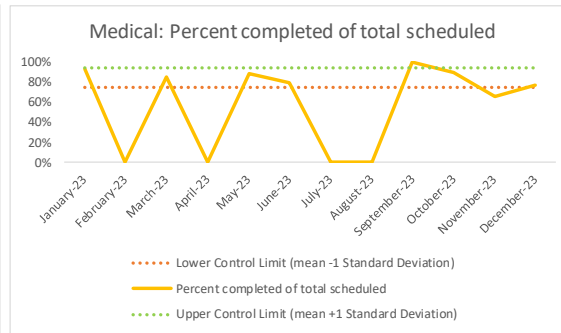
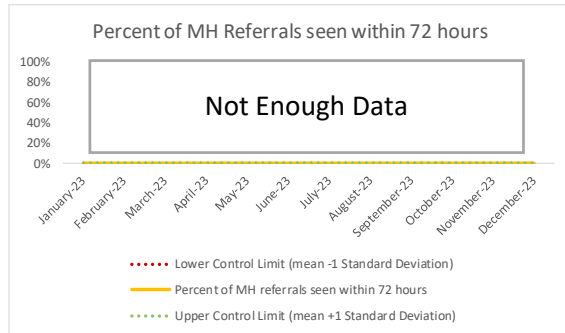
Values of “ND” for not depicted or “N/A” for not applicable are displayed in the graphs as zeroes.

IX. VCBC



Values of “ND” for not depicted or “N/A” for not applicable are displayed in the graphs as zeroes.

X. WF



Values of "ND" for not depicted or "N/A" for not applicable are displayed in the graphs as zeroes.