

## CHS Access Report: July 2023

Version: 11/21/2023

Please note that this access report required by the Board includes cells with 10 or fewer patients and that sharing this data beyond the minimum appropriate parties may constitute a breach of patient privacy and confidentiality.

## I. Table of Contents

I.	Table of Contents .....	2
II.	Data Dictionary .....	3
III.	Summary Data .....	4
IV.	AMKC .....	5
V.	EMTC .....	6
VI.	GRVC .....	7
VII.	NIC .....	8
VIII.	OBCC .....	9
IX.	RESH .....	10
X.	RMSC .....	11
XI.	RNDC .....	12
XII.	VCBC .....	13
XIII.	WF .....	14

## II. Data Dictionary

<b>1</b>	<b>CHS Intakes (New Jail Admissions)</b>	<b>Definition</b>
<b>1.1</b>	Completed CHS Intakes	Number of new jail admission intake encounters completed by CHS providers
<b>1.2</b>	Average time to completion once known to CHS (hours)	Number of hours between check-in by DOC and check-out by CHS for completed intake encounters (1.1)
<b>2</b>	<b>Referrals made to mental health service</b>	<b>Definition</b>
<b>2.1</b>	Referrals made to mental health service	All book and cases with an initial referral to mental health in reporting month, excluding persons known to the mental health service. Facility-specific reports reference the housing facility at the time of the mental health referral was made.
<b>2.2</b>	Referrals seen within 72 hours	For all book and cases where an initial referral to mental health occurs in reporting month (2.1), total number of book and cases who had a mental health intake or psychiatric assessment where encounter date was $\leq 72$ hours from referral date.
<b>2.3</b>	Percent seen within 72 hours	2.2 divided by 2.1
<b>3</b>	<b>Scheduled services by discipline with outcomes</b>	<b>Definition</b>
		-Shows direct, scheduled service encounters, total overall and by discipline, and disaggregates by outcome category recorded (N, %). Excludes encounters scheduled for discharged patients. -Specialty Clinic-On-Island encounters are for the following specialties: Audiology, Cardiology, Dermatology, Dialysis, ENT, Gynecology, Hand Specialist, ID Specialist, Nephrology, Neurology, Optometry, Orthopedic, Podiatry, Post Partum, Pre-Natal, Rehab Physical Therapy, Reproduction, Surgery -Specialty Clinic-Off-Island encounters are for the following specialties: Audiology, Breast, Cardiology, Cardiovascular, Chest, Dermatology, Endocrinology, ENT, Gastroenterology, General Surgery, Gynecology, Hand, Hematology, ID/Virology, Neurosurgery, Oncology, Ophthalmology, Oral Surgery, Orthopedic, Pain Management, Plastic Surgery, Podiatry, Renal, Rheumatology, Trauma, Urology, Vascular
<b>4</b>	<b>Outcome Metrics</b>	<b>Definition</b>
<b>4.1</b>	Percent completed	Sum of scheduled service outcomes "Seen" and "Refused & Verified" divided by "Total Scheduled Services"
<b>5</b>	<b>Unscheduled Services</b>	<b>Definition</b>
<b>5.1</b>	Referred Visits Completed	Referred visits are those medical clinic encounters seen as a result of a referral made by a number of sources including but not limited to CHS Health Triage Line, CHS Patient Relations, other CHS staff, or DOC's sick call process.

### III. Summary Data

<b>1</b>	<b>CHS Intakes (New Jail Admissions)</b>	<b>N</b>
<b>1.1</b>	Completed CHS Intakes	1748
<b>1.2</b>	Average time to completion once known to CHS (hours)	4.1

<b>2</b>	<b>Referrals made to mental health service</b>	<b>N</b>
<b>2.1</b>	Referrals made to mental health service	745
<b>2.2</b>	Referrals seen within 72 hours	558
<b>2.3</b>	Percent seen within 72 hours	75%

3	Scheduled Services	Medical		Nursing		Mental Health		Reentry Services		Dental/Oral Surgery		Specialty Clinic - On Island		Specialty Clinic - Off Island		Substance Use		Total	
	Service Outcomes	N	%	N	%	N	%	N	%	N	%	N	%	N	%	N	%	N	%
	Seen	1096	50%	17037	66%	8150	49%	2658	64%	570	41%	1042	38%	229	40%	1162	87%	31944	58%
	Refused & Verified	327	15%	2123	8%	102	1%	324	8%	53	4%	234	9%	39	7%	1	0%	3203	6%
	Not Produced	725	33%	6742	26%	4443	26%	1062	25%	781	56%	1418	52%	257	45%	171	13%	15599	28%
	Rescheduled by CHS	56	3%	7	0%	4099	24%	128	3%	0	0%	45	2%	19	3%	1	0%	4355	8%
	Rescheduled by Hospital	N/A	N/A	N/A	N/A	N/A	N/A	N/A	N/A	N/A	N/A	N/A	N/A	33	6%	N/A	N/A	33	0%
	<b>Total Scheduled Services</b>	<b>2204</b>	<b>100%</b>	<b>25909</b>	<b>100%</b>	<b>16794</b>	<b>100%</b>	<b>4172</b>	<b>100%</b>	<b>1404</b>	<b>100%</b>	<b>2739</b>	<b>100%</b>	<b>577</b>	<b>100%</b>	<b>1335</b>	<b>100%</b>	<b>55134</b>	<b>100%</b>

4	Outcome Metrics	Medical	Nursing	Mental Health	Reentry Services	Dental/Oral Surgery	Specialty Clinic - On Island	Specialty Clinic - Off Island	Substance Use	Total
<b>4.1</b>	Percent completed	65%	74%	49%	71%	44%	47%	46%	87%	64%

<b>5</b>	<b>Unscheduled Services</b>	<b>N</b>
<b>5.1</b>	Referred Visits Completed	4011

Notes:

Referred visits are those medical clinic encounters seen as a result of a referral made by a number of sources including but not limited to CHS Health Triage Line, CHS Patient Relations, other CHS staff, or DOC's sick call process.

N/A = Not Applicable

## IV. AMKC

<b>1</b>	<b>CHS Intakes (New Jail Admissions)</b>	<b>N</b>
<b>1.1</b>	Completed CHS Intakes	21
<b>1.2</b>	Average time to completion once known to CHS (hours)	4.4

<b>2</b>	<b>Referrals made to mental health service</b>	<b>N</b>
<b>2.1</b>	Referrals made to mental health service	14
<b>2.2</b>	Referrals seen within 72 hours	14
<b>2.3</b>	Percent seen within 72 hours	100%

3	Scheduled Services	Medical		Nursing		Mental Health		Reentry Services		Dental/Oral Surgery		Specialty Clinic - On Island		Specialty Clinic - Off Island		Substance Use		Total	
	Service Outcomes	N	%	N	%	N	%	N	%	N	%	N	%	N	%	N	%	N	%
	Seen	108	27%	1476	41%	2297	57%	419	59%	180	38%	132	28%	31	30%	235	72%	4878	48%
	Refused & Verified	61	15%	217	6%	10	0%	83	12%	2	0%	28	6%	6	6%	0	0%	407	4%
	Not Produced	236	58%	1903	53%	764	19%	195	27%	289	61%	314	66%	56	54%	92	28%	3849	38%
	Rescheduled by CHS	0	0%	0	0%	951	24%	19	3%	0	0%	4	1%	8	8%	0	0%	982	10%
	Rescheduled by Hospital	N/A	N/A	N/A	N/A	N/A	N/A	N/A	N/A	N/A	N/A	N/A	N/A	2	2%	N/A	N/A	2	0%
	<b>Total Scheduled Services</b>	<b>405</b>	<b>100%</b>	<b>3596</b>	<b>100%</b>	<b>4022</b>	<b>100%</b>	<b>716</b>	<b>100%</b>	<b>471</b>	<b>100%</b>	<b>478</b>	<b>100%</b>	<b>103</b>	<b>100%</b>	<b>327</b>	<b>100%</b>	<b>10118</b>	<b>100%</b>

4	Outcome Metrics	Medical		Nursing		Mental Health		Reentry Services		Dental/Oral Surgery		Specialty Clinic - On Island		Specialty Clinic - Off Island		Substance Use		Total	
<b>4.1</b>	Percent completed	42%		47%		57%		70%		39%		33%		36%		72%		52%	

<b>5</b>	<b>Unscheduled Services</b>	<b>N</b>
<b>5.1</b>	Referred Visits Completed	713

Notes:

Referred visits are those medical clinic encounters seen as a result of a referral made by a number of sources including but not limited to CHS Health Triage Line, CHS Patient Relations, other CHS staff, or DOC's sick call process.

N/A = Not Applicable

## V. EMTC

<b>1</b>	<b>CHS Intakes (New Jail Admissions)</b>	<b>N</b>
1.1	Completed CHS Intakes	1579
1.2	Average time to completion once known to CHS (hours)	4.0

<b>2</b>	<b>Referrals made to mental health service</b>	<b>N</b>
2.1	Referrals made to mental health service	643
2.2	Referrals seen within 72 hours	486
2.3	Percent seen within 72 hours	76%

3	Scheduled Services	Medical		Nursing		Mental Health		Reentry Services		Dental/Oral Surgery		Specialty Clinic - On Island		Specialty Clinic - Off Island		Substance Use		Total	
	Service Outcomes	N	%	N	%	N	%	N	%	N	%	N	%	N	%	N	%	N	%
	Seen	197	48%	3130	63%	1228	57%	579	65%	3	23%	54	20%	18	47%	508	91%	5717	62%
	Refused & Verified	41	10%	458	9%	22	1%	74	8%	0	0%	0	0%	0	0%	0	0%	595	6%
	Not Produced	176	43%	1379	28%	265	12%	207	23%	10	77%	220	80%	19	50%	52	9%	2328	25%
	Rescheduled by CHS	0	0%	0	0%	625	29%	27	3%	0	0%	2	1%	0	0%	0	0%	654	7%
	Rescheduled by Hospital	N/A	N/A	N/A	N/A	N/A	N/A	N/A	N/A	N/A	N/A	N/A	N/A	1	3%	N/A	N/A	1	0%
	<b>Total Scheduled Services</b>	<b>414</b>	<b>100%</b>	<b>4967</b>	<b>100%</b>	<b>2140</b>	<b>100%</b>	<b>887</b>	<b>100%</b>	<b>13</b>	<b>100%</b>	<b>276</b>	<b>100%</b>	<b>38</b>	<b>100%</b>	<b>560</b>	<b>100%</b>	<b>9295</b>	<b>100%</b>

4	Outcome Metrics	Medical	Nursing	Mental Health	Reentry Services	Dental/Oral Surgery	Specialty Clinic - On Island	Specialty Clinic - Off Island	Substance Use	Total
4.1	Percent completed	57%	72%	58%	74%	23%	20%	47%	91%	68%

<b>5</b>	<b>Unscheduled Services</b>	<b>N</b>
5.1	Referred Visits Completed	744

Notes:

Referred visits are those medical clinic encounters seen as a result of a referral made by a number of sources including but not limited to CHS Health Triage Line, CHS Patient Relations, other CHS staff, or DOC's sick call process.

N/A = Not Applicable

## VI. GRVC

<b>1</b>	<b>CHS Intakes (New Jail Admissions)</b>	<b>N</b>
1.1	Completed CHS Intakes	9
1.2	Average time to completion once known to CHS (hours)	4.7

<b>2</b>	<b>Referrals made to mental health service</b>	<b>N</b>
2.1	Referrals made to mental health service	4
2.2	Referrals seen within 72 hours	3
2.3	Percent seen within 72 hours	75%

3	Scheduled Services	Medical		Nursing		Mental Health		Reentry Services		Dental/Oral Surgery		Specialty Clinic - On Island		Specialty Clinic - Off Island		Substance Use		Total	
	Service Outcomes	N	%	N	%	N	%	N	%	N	%	N	%	N	%	N	%	N	%
	Seen	90	67%	2288	65%	1571	63%	309	68%	85	34%	72	25%	12	24%	76	96%	4503	62%
	Refused & Verified	11	8%	277	8%	17	1%	35	8%	8	3%	0	0%	0	0%	1	1%	349	5%
	Not Produced	34	25%	965	27%	502	20%	88	19%	156	63%	215	74%	32	63%	2	3%	1994	27%
	Rescheduled by CHS	0	0%	1	0%	419	17%	25	5%	0	0%	5	2%	1	2%	0	0%	451	6%
	Rescheduled by Hospital	N/A	N/A	N/A	N/A	N/A	N/A	N/A	N/A	N/A	N/A	N/A	N/A	6	12%	N/A	N/A	6	0%
	<b>Total Scheduled Services</b>	<b>135</b>	<b>100%</b>	<b>3531</b>	<b>100%</b>	<b>2509</b>	<b>100%</b>	<b>457</b>	<b>100%</b>	<b>249</b>	<b>100%</b>	<b>292</b>	<b>100%</b>	<b>51</b>	<b>100%</b>	<b>79</b>	<b>100%</b>	<b>7303</b>	<b>100%</b>

4	Outcome Metrics	Medical	Nursing	Mental Health	Reentry Services	Dental/Oral Surgery	Specialty Clinic - On Island	Specialty Clinic - Off Island	Substance Use	Total
4.1	Percent completed	75%	73%	63%	75%	37%	25%	24%	97%	66%

<b>5</b>	<b>Unscheduled Services</b>	<b>N</b>
5.1	Referred Visits Completed	318

Notes:

Referred visits are those medical clinic encounters seen as a result of a referral made by a number of sources including but not limited to CHS Health Triage Line, CHS Patient Relations, other CHS staff, or DOC's sick call process.

N/A = Not Applicable

## VII. NIC

<b>1</b>	<b>CHS Intakes (New Jail Admissions)</b>	<b>N</b>
<b>1.1</b>	Completed CHS Intakes	0
<b>1.2</b>	Average time to completion once known to CHS (hours)	N/A

<b>2</b>	<b>Referrals made to mental health service</b>	<b>N</b>
<b>2.1</b>	Referrals made to mental health service	1
<b>2.2</b>	Referrals seen within 72 hours	0
<b>2.3</b>	Percent seen within 72 hours	0%

3	Scheduled Services	Medical		Nursing		Mental Health		Reentry Services		Dental/Oral Surgery		Specialty Clinic - On Island		Specialty Clinic - Off Island		Substance Use		Total	
	Service Outcomes	N	%	N	%	N	%	N	%	N	%	N	%	N	%	N	%	N	%
	Seen	139	63%	5946	87%	360	55%	221	76%	15	35%	265	66%	83	53%	61	100%	7090	82%
	Refused & Verified	26	12%	573	8%	4	1%	18	6%	18	42%	37	9%	15	10%	0	0%	691	8%
	Not Produced	30	14%	294	4%	154	24%	23	8%	10	23%	79	20%	46	29%	0	0%	636	7%
	Rescheduled by CHS	24	11%	1	0%	135	21%	29	10%	0	0%	19	5%	5	3%	0	0%	213	2%
	Rescheduled by Hospital	N/A	N/A	N/A	N/A	N/A	N/A	N/A	N/A	N/A	N/A	N/A	N/A	8	5%	N/A	N/A	8	0%
	<b>Total Scheduled Services</b>	<b>219</b>	<b>100%</b>	<b>6814</b>	<b>100%</b>	<b>653</b>	<b>100%</b>	<b>291</b>	<b>100%</b>	<b>43</b>	<b>100%</b>	<b>400</b>	<b>100%</b>	<b>157</b>	<b>100%</b>	<b>61</b>	<b>100%</b>	<b>8638</b>	<b>100%</b>

4	Outcome Metrics	Medical	Nursing	Mental Health	Reentry Services	Dental/Oral Surgery	Specialty Clinic - On Island	Specialty Clinic - Off Island	Substance Use	Total
<b>4.1</b>	Percent completed	75%	96%	56%	82%	77%	76%	62%	100%	90%

<b>5</b>	<b>Unscheduled Services</b>	<b>N</b>
<b>5.1</b>	Referred Visits Completed	325

Notes:

Referred visits are those medical clinic encounters seen as a result of a referral made by a number of sources including but not limited to CHS Health Triage Line, CHS Patient Relations, other CHS staff, or DOC's sick call process.

N/A = Not Applicable



## VIII. OBCC

<b>1</b>	<b>CHS Intakes (New Jail Admissions)</b>	<b>N</b>
1.1	Completed CHS Intakes	0
1.2	Average time to completion once known to CHS (hours)	N/A

<b>2</b>	<b>Referrals made to mental health service</b>	<b>N</b>
2.1	Referrals made to mental health service	0
2.2	Referrals seen within 72 hours	0
2.3	Percent seen within 72 hours	N/A

3	Scheduled Services	Medical		Nursing		Mental Health		Reentry Services		Dental/Oral Surgery		Specialty Clinic - On Island		Specialty Clinic - Off Island		Substance Use		Total	
	Service Outcomes	N	%	N	%	N	%	N	%	N	%	N	%	N	%	N	%	N	%
	Seen	6	86%	110	33%	217	52%	43	72%	0	0%	1	25%	2	25%	14	88%	393	46%
	Refused & Verified	0	0%	5	1%	0	0%	3	5%	0	0%	0	0%	0	0%	0	0%	8	1%
	Not Produced	1	14%	222	66%	102	24%	14	23%	10	100%	3	75%	3	38%	2	13%	357	41%
	Rescheduled by CHS	0	0%	0	0%	100	24%	0	0%	0	0%	0	0%	2	25%	0	0%	102	12%
	Rescheduled by Hospital	N/A	N/A	N/A	N/A	N/A	N/A	N/A	N/A	N/A	N/A	N/A	N/A	1	13%	N/A	N/A	1	0%
	<b>Total Scheduled Services</b>	<b>7</b>	<b>100%</b>	<b>337</b>	<b>100%</b>	<b>419</b>	<b>100%</b>	<b>60</b>	<b>100%</b>	<b>10</b>	<b>100%</b>	<b>4</b>	<b>100%</b>	<b>8</b>	<b>100%</b>	<b>16</b>	<b>100%</b>	<b>861</b>	<b>100%</b>

4	Outcome Metrics	Medical	Nursing	Mental Health	Reentry Services	Dental/Oral Surgery	Specialty Clinic - On Island	Specialty Clinic - Off Island	Substance Use	Total
4.1	Percent completed	86%	34%	52%	77%	0%	25%	25%	88%	47%

<b>5</b>	<b>Unscheduled Services</b>	<b>N</b>
5.1	Referred Visits Completed	44

Notes:

Referred visits are those medical clinic encounters seen as a result of a referral made by a number of sources including but not limited to CHS Health Triage Line, CHS Patient Relations, other CHS staff, or DOC's sick call process.

N/A = Not Applicable

## IX. RESH

<b>1</b>	<b>CHS Intakes (New Jail Admissions)</b>	<b>N</b>
<b>1.1</b>	Completed CHS Intakes	0
<b>1.2</b>	Average time to completion once known to CHS (hours)	N/A

<b>2</b>	<b>Referrals made to mental health service</b>	<b>N</b>
<b>2.1</b>	Referrals made to mental health service	0
<b>2.2</b>	Referrals seen within 72 hours	0
<b>2.3</b>	Percent seen within 72 hours	N/A

3	Scheduled Services	Medical		Nursing		Mental Health		Reentry Services		Dental/Oral Surgery		Specialty Clinic - On Island		Specialty Clinic - Off Island		Substance Use		Total	
	Service Outcomes	N	%	N	%	N	%	N	%	N	%	N	%	N	%	N	%	N	%
	Seen	30	71%	228	29%	148	29%	91	87%	1	13%	7	10%	5	50%	6	100%	516	34%
	Refused & Verified	7	17%	16	2%	1	0%	1	1%	0	0%	1	1%	2	20%	0	0%	28	2%
	Not Produced	4	10%	550	69%	130	26%	10	10%	7	88%	57	80%	2	20%	0	0%	760	49%
	Rescheduled by CHS	1	2%	0	0%	224	45%	3	3%	0	0%	6	8%	0	0%	0	0%	234	15%
	Rescheduled by Hospital	N/A	N/A	N/A	N/A	N/A	N/A	N/A	N/A	N/A	N/A	N/A	N/A	1	10%	N/A	N/A	1	0%
	<b>Total Scheduled Services</b>	<b>42</b>	<b>100%</b>	<b>794</b>	<b>100%</b>	<b>503</b>	<b>100%</b>	<b>105</b>	<b>100%</b>	<b>8</b>	<b>100%</b>	<b>71</b>	<b>100%</b>	<b>10</b>	<b>100%</b>	<b>6</b>	<b>100%</b>	<b>1539</b>	<b>100%</b>

4	Outcome Metrics	Medical	Nursing	Mental Health	Reentry Services	Dental/Oral Surgery	Specialty Clinic - On Island	Specialty Clinic - Off Island	Substance Use	Total
<b>4.1</b>	Percent completed	88%	31%	30%	88%	13%	11%	70%	100%	35%

<b>5</b>	<b>Unscheduled Services</b>	<b>N</b>
<b>5.1</b>	Referred Visits Completed	374

**Notes:**

Referred visits are those medical clinic encounters seen as a result of a referral made by a number of sources including but not limited to CHS Health Triage Line, CHS Patient Relations, other CHS staff, or DOC's sick call process.

N/A = Not Applicable

## X. RMSC

<b>1</b>	<b>CHS Intakes (New Jail Admissions)</b>	<b>N</b>
1.1	Completed CHS Intakes	139
1.2	Average time to completion once known to CHS (hours)	5.0

<b>2</b>	<b>Referrals made to mental health service</b>	<b>N</b>
2.1	Referrals made to mental health service	82
2.2	Referrals seen within 72 hours	55
2.3	Percent seen within 72 hours	67%

3	Scheduled Services	Medical		Nursing		Mental Health		Reentry Services		Dental/Oral Surgery		Specialty Clinic - On Island		Specialty Clinic - Off Island		Substance Use		Total	
	Service Outcomes	N	%	N	%	N	%	N	%	N	%	N	%	N	%	N	%	N	%
	Seen	271	69%	1397	66%	946	58%	531	75%	95	47%	322	55%	9	15%	138	88%	3709	63%
	Refused & Verified	41	10%	219	10%	17	1%	51	7%	8	4%	32	5%	0	0%	0	0%	368	6%
	Not Produced	55	14%	509	24%	494	30%	115	16%	100	49%	226	39%	42	68%	17	11%	1558	27%
	Rescheduled by CHS	26	7%	4	0%	185	11%	10	1%	0	0%	7	1%	0	0%	1	1%	233	4%
	Rescheduled by Hospital	N/A	N/A	N/A	N/A	N/A	N/A	N/A	N/A	N/A	N/A	N/A	N/A	11	18%	N/A	N/A	11	0%
	<b>Total Scheduled Services</b>	<b>393</b>	<b>100%</b>	<b>2129</b>	<b>100%</b>	<b>1642</b>	<b>100%</b>	<b>707</b>	<b>100%</b>	<b>203</b>	<b>100%</b>	<b>587</b>	<b>100%</b>	<b>62</b>	<b>100%</b>	<b>156</b>	<b>100%</b>	<b>5879</b>	<b>100%</b>

4	Outcome Metrics	Medical	Nursing	Mental Health	Reentry Services	Dental/Oral Surgery	Specialty Clinic - On Island	Specialty Clinic - Off Island	Substance Use	Total
4.1	Percent completed	79%	76%	59%	82%	51%	60%	15%	88%	69%

<b>5</b>	<b>Unscheduled Services</b>	<b>N</b>
5.1	Referred Visits Completed	458

Notes:

Referred visits are those medical clinic encounters seen as a result of a referral made by a number of sources including but not limited to CHS Health Triage Line, CHS Patient Relations, other CHS staff, or DOC's sick call process.

N/A = Not Applicable

## XI. RNDC

<b>1</b>	<b>CHS Intakes (New Jail Admissions)</b>	<b>N</b>
1.1	Completed CHS Intakes	0
1.2	Average time to completion once known to CHS (hours)	N/A

<b>2</b>	<b>Referrals made to mental health service</b>	<b>N</b>
2.1	Referrals made to mental health service	0
2.2	Referrals seen within 72 hours	0
2.3	Percent seen within 72 hours	N/A

3	Scheduled Services	Medical		Nursing		Mental Health		Reentry Services		Dental/Oral Surgery		Specialty Clinic - On Island		Specialty Clinic - Off Island		Substance Use		Total	
	Service Outcomes	N	%	N	%	N	%	N	%	N	%	N	%	N	%	N	%	N	%
	Seen	69	24%	802	54%	715	21%	263	40%	94	39%	67	27%	31	42%	103	94%	2144	33%
	Refused & Verified	108	37%	33	2%	6	0%	43	7%	9	4%	66	27%	9	12%	0	0%	274	4%
	Not Produced	114	39%	642	43%	1634	47%	346	53%	139	57%	114	46%	31	42%	6	6%	3026	46%
	Rescheduled by CHS	0	0%	0	0%	1102	32%	2	0%	0	0%	1	0%	1	1%	0	0%	1106	17%
	Rescheduled by Hospital	N/A	N/A	N/A	N/A	N/A	N/A	N/A	N/A	N/A	N/A	N/A	N/A	2	3%	N/A	N/A	2	0%
	<b>Total Scheduled Services</b>	<b>291</b>	<b>100%</b>	<b>1477</b>	<b>100%</b>	<b>3457</b>	<b>100%</b>	<b>654</b>	<b>100%</b>	<b>242</b>	<b>100%</b>	<b>248</b>	<b>100%</b>	<b>74</b>	<b>100%</b>	<b>109</b>	<b>100%</b>	<b>6552</b>	<b>100%</b>

4	Outcome Metrics	Medical	Nursing	Mental Health	Reentry Services	Dental/Oral Surgery	Specialty Clinic - On Island	Specialty Clinic - Off Island	Substance Use	Total
4.1	Percent completed	61%	57%	21%	47%	43%	54%	54%	94%	37%

<b>5</b>	<b>Unscheduled Services</b>	<b>N</b>
5.1	Referred Visits Completed	303

Notes:

Referred visits are those medical clinic encounters seen as a result of a referral made by a number of sources including but not limited to CHS Health Triage Line, CHS Patient Relations, other CHS staff, or DOC's sick call process.

N/A = Not Applicable

## XII. VCBC

<b>1</b>	<b>CHS Intakes (New Jail Admissions)</b>	<b>N</b>
1.1	Completed CHS Intakes	0
1.2	Average time to completion once known to CHS (hours)	N/A

<b>2</b>	<b>Referrals made to mental health service</b>	<b>N</b>
2.1	Referrals made to mental health service	0
2.2	Referrals seen within 72 hours	0
2.3	Percent seen within 72 hours	N/A

3	Scheduled Services	Medical		Nursing		Mental Health		Reentry Services		Dental/Oral Surgery		Specialty Clinic - On Island		Specialty Clinic - Off Island		Substance Use		Total	
	Service Outcomes	N	%	N	%	N	%	N	%	N	%	N	%	N	%	N	%	N	%
	Seen	110	56%	678	76%	512	46%	150	65%	96	60%	102	39%	35	60%	6	100%	1689	58%
	Refused & Verified	23	12%	64	7%	7	1%	15	6%	8	5%	69	26%	5	9%	0	0%	191	7%
	Not Produced	57	29%	156	17%	275	25%	61	26%	57	35%	92	35%	15	26%	0	0%	713	24%
	Rescheduled by CHS	5	3%	0	0%	315	28%	5	2%	0	0%	1	0%	2	3%	0	0%	328	11%
	Rescheduled by Hospital	N/A	N/A	N/A	N/A	N/A	N/A	N/A	N/A	N/A	N/A	N/A	N/A	1	2%	N/A	N/A	1	0%
	<b>Total Scheduled Services</b>	<b>195</b>	<b>100%</b>	<b>898</b>	<b>100%</b>	<b>1109</b>	<b>100%</b>	<b>231</b>	<b>100%</b>	<b>161</b>	<b>100%</b>	<b>264</b>	<b>100%</b>	<b>58</b>	<b>100%</b>	<b>6</b>	<b>100%</b>	<b>2922</b>	<b>100%</b>

4	Outcome Metrics	Medical	Nursing	Mental Health	Reentry Services	Dental/Oral Surgery	Specialty Clinic - On Island	Specialty Clinic - Off Island	Substance Use	Total
4.1	Percent completed	68%	83%	47%	71%	65%	65%	69%	100%	64%

<b>5</b>	<b>Unscheduled Services</b>	<b>N</b>
5.1	Referred Visits Completed	627

Notes:

Referred visits are those medical clinic encounters seen as a result of a referral made by a number of sources including but not limited to CHS Health Triage Line, CHS Patient Relations, other CHS staff, or DOC's sick call process.

N/A = Not Applicable

## XIII. WF

<b>1</b>	<b>CHS Intakes (New Jail Admissions)</b>	<b>N</b>
1.1	Completed CHS Intakes	0
1.2	Average time to completion once known to CHS (hours)	N/A

<b>2</b>	<b>Referrals made to mental health service</b>	<b>N</b>
2.1	Referrals made to mental health service	1
2.2	Referrals seen within 72 hours	0
2.3	Percent seen within 72 hours	0%

3	Scheduled Services	Medical		Nursing		Mental Health		Reentry Services		Dental/Oral Surgery		Specialty Clinic - On Island		Specialty Clinic - Off Island		Substance Use		Total	
	Service Outcomes	N	%	N	%	N	%	N	%	N	%	N	%	N	%	N	%	N	%
	Seen	76	74%	982	72%	156	46%	52	81%	1	25%	20	17%	3	19%	15	100%	1305	64%
	Refused & Verified	9	9%	261	19%	18	5%	1	2%	0	0%	1	1%	2	13%	0	0%	292	14%
	Not Produced	18	17%	122	9%	123	36%	3	5%	3	75%	98	82%	11	69%	0	0%	378	19%
	Rescheduled by CHS	0	0%	1	0%	43	13%	8	13%	0	0%	0	0%	0	0%	0	0%	52	3%
	Rescheduled by Hospital	N/A	N/A	N/A	N/A	N/A	N/A	N/A	N/A	N/A	N/A	N/A	N/A	0	0%	N/A	N/A	0	0%
	<b>Total Scheduled Services</b>	<b>103</b>	<b>100%</b>	<b>1366</b>	<b>100%</b>	<b>340</b>	<b>100%</b>	<b>64</b>	<b>100%</b>	<b>4</b>	<b>100%</b>	<b>119</b>	<b>100%</b>	<b>16</b>	<b>100%</b>	<b>15</b>	<b>100%</b>	<b>2027</b>	<b>100%</b>

4	Outcome Metrics	Medical	Nursing	Mental Health	Reentry Services	Dental/Oral Surgery	Specialty Clinic - On Island	Specialty Clinic - Off Island	Substance Use	Total
4.1	Percent completed	83%	91%	51%	83%	25%	18%	31%	100%	79%

<b>5</b>	<b>Unscheduled Services</b>	<b>N</b>
5.1	Referred Visits Completed	105

Notes:

Referred visits are those medical clinic encounters seen as a result of a referral made by a number of sources including but not limited to CHS Health Triage Line, CHS Patient Relations, other CHS staff, or DOC's sick call process.

N/A = Not Applicable

## CHS Access Report: August 2023

Version: 11/21/2023

## I. Table of Contents

I.	Table of Contents .....	2
II.	Data Dictionary .....	3
III.	Summary Data .....	4
IV.	AMKC .....	5
V.	EMTC .....	6
VI.	GRVC .....	7
VII.	NIC .....	8
VIII.	OBCC .....	9
IX.	RESH .....	10
X.	RMSC .....	11
XI.	RNDC .....	12
XII.	VCBC .....	13
XIII.	WF .....	14



## II. Data Dictionary

1	CHS Intakes (New Jail Admissions)	Definition
1.1	Completed CHS Intakes	Number of new jail admission intake encounters completed by CHS providers
1.2	Average time to completion once known to CHS (hours)	Number of hours between check-in by DOC and check-out by CHS for completed intake encounters (1.1)
2	Referrals made to mental health service	Definition
2.1	Referrals made to mental health service	All book and cases with an initial referral to mental health in reporting month, excluding persons known to the mental health service. Facility-specific reports reference the housing facility at the time of the mental health referral was made.
2.2	Referrals seen within 72 hours	For all book and cases where an initial referral to mental health occurs in reporting month (2.1), total number of book and cases who had a mental health intake or psychiatric assessment where encounter date was <=72 hours from referral date.
2.3	Percent seen within 72 hours	2.2 divided by 2.1
3	Scheduled services by discipline with outcomes	Definition
		-Shows direct, scheduled service encounters, total overall and by discipline, and disaggregates by outcome category recorded (N, %). Excludes encounters scheduled for discharged patients. -Specialty Clinic-On-Island encounters are for the following specialties: Audiology, Cardiology, Dermatology, Dialysis, ENT, Gynecology, Hand Specialist, ID Specialist, Nephrology, Neurology, Optometry, Orthopedic, Podiatry, Post Partum, Pre-Natal, Rehab Physical Therapy, Reproduction, Surgery -Specialty Clinic-Off-Island encounters are for the following specialties: Audiology, Breast, Cardiology, Cardiovascular, Chest, Dermatology, Endocrinology, ENT, Gastroenterology, General Surgery, Gynecology, Hand, Hematology, ID/Virology, Neurosurgery, Oncology, Ophthalmology, Oral Surgery, Orthopedic, Pain Management, Plastic Surgery, Podiatry, Renal, Rheumatology, Trauma, Urology, Vascular
4	Outcome Metrics	Definition
4.1	Percent completed	Sum of scheduled service outcomes "Seen" and "Refused & Verified" divided by "Total Scheduled Services"
5	Unscheduled Services	Definition
5.1	Referred Visits Completed	Referred visits are those medical clinic encounters seen as a result of a referral made by a number of sources including but not limited to CHS Health Triage Line, CHS Patient Relations, other CHS staff, or DOC's sick call process.

### III. Summary Data

<b>1</b>	<b>CHS Intakes (New Jail Admissions)</b>	<b>N</b>
1.1	Completed CHS Intakes	1716
1.2	Average time to completion once known to CHS (hours)	4.2

<b>2</b>	<b>Referrals made to mental health service</b>	<b>N</b>
2.1	Referrals made to mental health service	722
2.2	Referrals seen within 72 hours	593
2.3	Percent seen within 72 hours	82%

3	Scheduled Services	Medical		Nursing		Mental Health		Reentry Services		Dental/Oral Surgery		Specialty Clinic - On Island		Specialty Clinic - Off Island		Substance Use		Total	
	Service Outcomes	N	%	N	%	N	%	N	%	N	%	N	%	N	%	N	%	N	%
	Seen	1232	48%	16798	64%	8560	44%	2924	64%	642	42%	1142	36%	277	37%	1332	93%	32907	55%
	Refused & Verified	366	14%	2132	8%	105	1%	368	8%	54	4%	271	9%	48	6%	0	0%	3344	6%
	Not Produced	888	35%	7143	27%	5669	29%	1174	26%	846	55%	1703	54%	341	46%	99	7%	17863	30%
	Rescheduled by CHS	82	3%	3	0%	5278	27%	102	2%	0	0%	46	1%	28	4%	2	0%	5541	9%
	Rescheduled by Hospital	N/A	N/A	N/A	N/A	N/A	N/A	N/A	N/A	N/A	N/A	N/A	N/A	47	6%	N/A	N/A	47	0%
	<b>Total Scheduled Services</b>	<b>2568</b>	<b>100%</b>	<b>26076</b>	<b>100%</b>	<b>19612</b>	<b>100%</b>	<b>4568</b>	<b>100%</b>	<b>1542</b>	<b>100%</b>	<b>3162</b>	<b>100%</b>	<b>741</b>	<b>100%</b>	<b>1433</b>	<b>100%</b>	<b>59702</b>	<b>100%</b>

4	Outcome Metrics	Medical	Nursing	Mental Health	Reentry Services	Dental/Oral Surgery	Specialty Clinic - On Island	Specialty Clinic - Off Island	Substance Use	Total
4.1	Percent completed	62%	73%	44%	72%	45%	45%	44%	93%	61%

<b>5</b>	<b>Unscheduled Services</b>	<b>N</b>
5.1	Referred Visits Completed	4124

Notes:

Referred visits are those medical clinic encounters seen as a result of a referral made by a number of sources including but not limited to CHS Health Triage Line, CHS Patient Relations, other CHS staff, or DOC's sick call process.

N/A = Not Applicable

## IV. AMKC

<b>1</b>	<b>CHS Intakes (New Jail Admissions)</b>	<b>N</b>
<b>1.1</b>	Completed CHS Intakes	0
<b>1.2</b>	Average time to completion once known to CHS (hours)	N/A

<b>2</b>	<b>Referrals made to mental health service</b>	<b>N</b>
<b>2.1</b>	Referrals made to mental health service	0
<b>2.2</b>	Referrals seen within 72 hours	0
<b>2.3</b>	Percent seen within 72 hours	N/A

3	Scheduled Services	Medical		Nursing		Mental Health		Reentry Services		Dental/Oral Surgery		Specialty Clinic - On Island		Specialty Clinic - Off Island		Substance Use		Total	
	Service Outcomes	N	%	N	%	N	%	N	%	N	%	N	%	N	%	N	%	N	%
	Seen	0	0%	15	39%	0	0%	0	0%	0	0%	0	0%	0	0%	2	100%	17	24%
	Refused & Verified	0	0%	2	5%	0	0%	0	0%	0	0%	0	0%	0	0%	0	0%	2	3%
	Not Produced	0	0%	21	55%	1	5%	1	100%	1	100%	1	100%	2	40%	0	0%	27	39%
	Rescheduled by CHS	0	0%	0	0%	21	95%	0	0%	0	0%	0	0%	2	40%	0	0%	23	33%
	Rescheduled by Hospital	N/A	N/A	N/A	N/A	N/A	N/A	N/A	N/A	N/A	N/A	N/A	N/A	1	20%	N/A	N/A	1	0%
	<b>Total Scheduled Services</b>	<b>0</b>	<b>0%</b>	<b>38</b>	<b>100%</b>	<b>22</b>	<b>100%</b>	<b>1</b>	<b>100%</b>	<b>1</b>	<b>100%</b>	<b>1</b>	<b>100%</b>	<b>5</b>	<b>100%</b>	<b>2</b>	<b>100%</b>	<b>70</b>	<b>99%</b>

4	Outcome Metrics	Medical		Nursing		Mental Health		Reentry Services		Dental/Oral Surgery		Specialty Clinic - On Island		Specialty Clinic - Off Island		Substance Use		Total	
<b>4.1</b>	Percent completed			45%		0%		0%		0%		0%		0%		100%		27%	

<b>5</b>	<b>Unscheduled Services</b>	<b>N</b>
<b>5.1</b>	Referred Visits Completed	5

Notes:

Referred visits are those medical clinic encounters seen as a result of a referral made by a number of sources including but not limited to CHS Health Triage Line, CHS Patient Relations, other CHS staff, or DOC's sick call process.

N/A = Not Applicable

## V. EMTC

<b>1</b>	<b>CHS Intakes (New Jail Admissions)</b>	<b>N</b>
1.1	Completed CHS Intakes	1517
1.2	Average time to completion once known to CHS (hours)	3.9

<b>2</b>	<b>Referrals made to mental health service</b>	<b>N</b>
2.1	Referrals made to mental health service	613
2.2	Referrals seen within 72 hours	516
2.3	Percent seen within 72 hours	84%

3	Scheduled Services	Medical		Nursing		Mental Health		Reentry Services		Dental/Oral Surgery		Specialty Clinic - On Island		Specialty Clinic - Off Island		Substance Use		Total	
	Service Outcomes	N	%	N	%	N	%	N	%	N	%	N	%	N	%	N	%	N	%
	Seen	185	41%	3638	63%	1384	54%	653	72%	17	52%	122	31%	28	40%	664	89%	6691	61%
	Refused & Verified	46	10%	530	9%	10	0%	94	10%	0	0%	1	0%	1	1%	0	0%	682	6%
	Not Produced	218	48%	1594	28%	418	16%	158	17%	16	48%	265	67%	36	51%	78	11%	2783	25%
	Rescheduled by CHS	1	0%	0	0%	757	29%	8	1%	0	0%	9	2%	1	1%	0	0%	776	7%
	Rescheduled by Hospital	N/A	N/A	N/A	N/A	N/A	N/A	N/A	N/A	N/A	N/A	N/A	N/A	4	6%	N/A	N/A	4	0%
	<b>Total Scheduled Services</b>	<b>450</b>	<b>100%</b>	<b>5762</b>	<b>100%</b>	<b>2569</b>	<b>100%</b>	<b>913</b>	<b>100%</b>	<b>33</b>	<b>100%</b>	<b>397</b>	<b>100%</b>	<b>70</b>	<b>100%</b>	<b>742</b>	<b>100%</b>	<b>10936</b>	<b>100%</b>

4	Outcome Metrics	Medical	Nursing	Mental Health	Reentry Services	Dental/Oral Surgery	Specialty Clinic - On Island	Specialty Clinic - Off Island	Substance Use	Total
4.1	Percent completed	51%	72%	54%	82%	52%	31%	41%	89%	67%

<b>5</b>	<b>Unscheduled Services</b>	<b>N</b>
5.1	Referred Visits Completed	847

Notes:

Referred visits are those medical clinic encounters seen as a result of a referral made by a number of sources including but not limited to CHS Health Triage Line, CHS Patient Relations, other CHS staff, or DOC's sick call process.

N/A = Not Applicable

## VI. GRVC

<b>1</b>	<b>CHS Intakes (New Jail Admissions)</b>	<b>N</b>
<b>1.1</b>	Completed CHS Intakes	0
<b>1.2</b>	Average time to completion once known to CHS (hours)	N/A

<b>2</b>	<b>Referrals made to mental health service</b>	<b>N</b>
<b>2.1</b>	Referrals made to mental health service	0
<b>2.2</b>	Referrals seen within 72 hours	0
<b>2.3</b>	Percent seen within 72 hours	N/A

3	Scheduled Services	Medical		Nursing		Mental Health		Reentry Services		Dental/Oral Surgery		Specialty Clinic - On Island		Specialty Clinic - Off Island		Substance Use		Total	
	Service Outcomes	N	%	N	%	N	%	N	%	N	%	N	%	N	%	N	%	N	%
	Seen	90	61%	1974	55%	2389	59%	556	76%	108	34%	47	14%	24	32%	82	100%	5270	56%
	Refused & Verified	10	7%	311	9%	5	0%	79	11%	10	3%	3	1%	0	0%	0	0%	418	4%
	Not Produced	48	32%	1281	36%	688	17%	75	10%	204	63%	289	83%	46	62%	0	0%	2631	28%
	Rescheduled by CHS	0	0%	0	0%	985	24%	19	3%	0	0%	9	3%	1	1%	0	0%	1014	11%
	Rescheduled by Hospital	N/A	N/A	N/A	N/A	N/A	N/A	N/A	N/A	N/A	N/A	N/A	N/A	3	4%	N/A	N/A	3	0%
	<b>Total Scheduled Services</b>	<b>148</b>	<b>100%</b>	<b>3566</b>	<b>100%</b>	<b>4067</b>	<b>100%</b>	<b>729</b>	<b>100%</b>	<b>322</b>	<b>100%</b>	<b>348</b>	<b>100%</b>	<b>74</b>	<b>100%</b>	<b>82</b>	<b>100%</b>	<b>9336</b>	<b>100%</b>

4	Outcome Metrics	Medical	Nursing	Mental Health	Reentry Services	Dental/Oral Surgery	Specialty Clinic - On Island	Specialty Clinic - Off Island	Substance Use	Total
<b>4.1</b>	Percent completed	68%	64%	59%	87%	37%	14%	32%	100%	61%

<b>5</b>	<b>Unscheduled Services</b>	<b>N</b>
<b>5.1</b>	Referred Visits Completed	425

Notes:

Referred visits are those medical clinic encounters seen as a result of a referral made by a number of sources including but not limited to CHS Health Triage Line, CHS Patient Relations, other CHS staff, or DOC's sick call process.

N/A = Not Applicable

## VII. NIC

<b>1</b>	<b>CHS Intakes (New Jail Admissions)</b>	<b>N</b>
<b>1.1</b>	Completed CHS Intakes	0
<b>1.2</b>	Average time to completion once known to CHS (hours)	N/A

<b>2</b>	<b>Referrals made to mental health service</b>	<b>N</b>
<b>2.1</b>	Referrals made to mental health service	0
<b>2.2</b>	Referrals seen within 72 hours	0
<b>2.3</b>	Percent seen within 72 hours	N/A

3	Scheduled Services	Medical		Nursing		Mental Health		Reentry Services		Dental/Oral Surgery		Specialty Clinic - On Island		Specialty Clinic - Off Island		Substance Use		Total	
	Service Outcomes	N	%	N	%	N	%	N	%	N	%	N	%	N	%	N	%	N	%
	Seen	206	75%	5799	87%	452	57%	165	71%	16	64%	267	59%	76	48%	37	100%	7018	81%
	Refused & Verified	25	9%	526	8%	11	1%	6	3%	4	16%	64	14%	22	14%	0	0%	658	8%
	Not Produced	27	10%	379	6%	224	28%	22	9%	5	20%	105	23%	43	27%	0	0%	805	9%
	Rescheduled by CHS	17	6%	0	0%	111	14%	39	17%	0	0%	17	4%	6	4%	0	0%	190	2%
	Rescheduled by Hospital	N/A	N/A	N/A	N/A	N/A	N/A	N/A	N/A	N/A	N/A	N/A	N/A	11	7%	N/A	N/A	11	0%
	<b>Total Scheduled Services</b>	<b>275</b>	<b>100%</b>	<b>6704</b>	<b>100%</b>	<b>798</b>	<b>100%</b>	<b>232</b>	<b>100%</b>	<b>25</b>	<b>100%</b>	<b>453</b>	<b>100%</b>	<b>158</b>	<b>100%</b>	<b>37</b>	<b>100%</b>	<b>8682</b>	<b>100%</b>

4	Outcome Metrics	Medical	Nursing	Mental Health	Reentry Services	Dental/Oral Surgery	Specialty Clinic - On Island	Specialty Clinic - Off Island	Substance Use	Total
4.1	Percent completed	84%	94%	58%	74%	80%	73%	62%	100%	88%

<b>5</b>	<b>Unscheduled Services</b>	<b>N</b>
<b>5.1</b>	Referred Visits Completed	385

**Notes:**

Referred visits are those medical clinic encounters seen as a result of a referral made by a number of sources including but not limited to CHS Health Triage Line, CHS Patient Relations, other CHS staff, or DOC's sick call process.

N/A = Not Applicable

## VIII. OBCC

<b>1</b>	<b>CHS Intakes (New Jail Admissions)</b>	<b>N</b>
<b>1.1</b>	Completed CHS Intakes	0
<b>1.2</b>	Average time to completion once known to CHS (hours)	N/A

<b>2</b>	<b>Referrals made to mental health service</b>	<b>N</b>
<b>2.1</b>	Referrals made to mental health service	0
<b>2.2</b>	Referrals seen within 72 hours	0
<b>2.3</b>	Percent seen within 72 hours	N/A

3	Scheduled Services	Medical		Nursing		Mental Health		Reentry Services		Dental/Oral Surgery		Specialty Clinic - On Island		Specialty Clinic - Off Island		Substance Use		Total	
	Service Outcomes	N	%	N	%	N	%	N	%	N	%	N	%	N	%	N	%	N	%
	Seen	43	10%	995	37%	1802	48%	383	53%	197	38%	86	19%	29	23%	262	96%	3797	43%
	Refused & Verified	96	23%	53	2%	1	0%	71	10%	20	4%	6	1%	5	4%	0	0%	252	3%
	Not Produced	285	67%	1610	61%	969	26%	261	36%	297	58%	363	79%	79	62%	10	4%	3874	43%
	Rescheduled by CHS	0	0%	0	0%	956	26%	11	2%	0	0%	2	0%	7	5%	0	0%	976	11%
	Rescheduled by Hospital	N/A	N/A	N/A	N/A	N/A	N/A	N/A	N/A	N/A	N/A	N/A	N/A	8	6%	N/A	N/A	8	0%
	<b>Total Scheduled Services</b>	<b>424</b>	<b>100%</b>	<b>2658</b>	<b>100%</b>	<b>3728</b>	<b>100%</b>	<b>726</b>	<b>100%</b>	<b>514</b>	<b>100%</b>	<b>457</b>	<b>100%</b>	<b>128</b>	<b>100%</b>	<b>272</b>	<b>100%</b>	<b>8907</b>	<b>100%</b>

4	Outcome Metrics	Medical	Nursing	Mental Health	Reentry Services	Dental/Oral Surgery	Specialty Clinic - On Island	Specialty Clinic - Off Island	Substance Use	Total
<b>4.1</b>	Percent completed	33%	39%	48%	63%	42%	20%	27%	96%	45%

<b>5</b>	<b>Unscheduled Services</b>	<b>N</b>
<b>5.1</b>	Referred Visits Completed	538

Notes:

Referred visits are those medical clinic encounters seen as a result of a referral made by a number of sources including but not limited to CHS Health Triage Line, CHS Patient Relations, other CHS staff, or DOC's sick call process.

N/A = Not Applicable

## IX. RESH

<b>1</b>	<b>CHS Intakes (New Jail Admissions)</b>	<b>N</b>
1.1	Completed CHS Intakes	0
1.2	Average time to completion once known to CHS (hours)	N/A

<b>2</b>	<b>Referrals made to mental health service</b>	<b>N</b>
2.1	Referrals made to mental health service	0
2.2	Referrals seen within 72 hours	0
2.3	Percent seen within 72 hours	N/A

3	Scheduled Services	Medical		Nursing		Mental Health		Reentry Services		Dental/Oral Surgery		Specialty Clinic - On Island		Specialty Clinic - Off Island		Substance Use		Total	
	Service Outcomes	N	%	N	%	N	%	N	%	N	%	N	%	N	%	N	%	N	%
	Seen	39	83%	321	47%	140	22%	35	73%	5	100%	22	27%	1	9%	30	100%	593	39%
	Refused & Verified	5	11%	20	3%	1	0%	4	8%	0	0%	2	2%	0	0%	0	0%	32	2%
	Not Produced	3	6%	341	50%	195	31%	7	15%	0	0%	58	71%	9	82%	0	0%	613	40%
	Rescheduled by CHS	0	0%	1	0%	289	46%	2	4%	0	0%	0	0%	0	0%	0	0%	292	19%
	Rescheduled by Hospital	N/A	N/A	N/A	N/A	N/A	N/A	N/A	N/A	N/A	N/A	N/A	N/A	1	9%	N/A	N/A	1	0%
	<b>Total Scheduled Services</b>	<b>47</b>	<b>100%</b>	<b>683</b>	<b>100%</b>	<b>625</b>	<b>100%</b>	<b>48</b>	<b>100%</b>	<b>5</b>	<b>100%</b>	<b>82</b>	<b>100%</b>	<b>11</b>	<b>100%</b>	<b>30</b>	<b>100%</b>	<b>1531</b>	<b>100%</b>

4	Outcome Metrics	Medical	Nursing	Mental Health	Reentry Services	Dental/Oral Surgery	Specialty Clinic - On Island	Specialty Clinic - Off Island	Substance Use	Total
4.1	Percent completed	94%	50%	23%	81%	100%	29%	9%	100%	41%

<b>5</b>	<b>Unscheduled Services</b>	<b>N</b>
5.1	Referred Visits Completed	409

Notes:

Referred visits are those medical clinic encounters seen as a result of a referral made by a number of sources including but not limited to CHS Health Triage Line, CHS Patient Relations, other CHS staff, or DOC's sick call process.

N/A = Not Applicable



## X. RMSC

<b>1</b>	<b>CHS Intakes (New Jail Admissions)</b>	<b>N</b>
1.1	Completed CHS Intakes	156
1.2	Average time to completion once known to CHS (hours)	6.5

<b>2</b>	<b>Referrals made to mental health service</b>	<b>N</b>
2.1	Referrals made to mental health service	90
2.2	Referrals seen within 72 hours	58
2.3	Percent seen within 72 hours	64%

	Scheduled Services	Medical		Nursing		Mental Health		Reentry Services		Dental/Oral Surgery		Specialty Clinic - On Island		Specialty Clinic - Off Island		Substance Use		Total	
		N	%	N	%	N	%	N	%	N	%	N	%	N	%	N	%	N	%
<b>3</b>	<b>Service Outcomes</b>																		
	Seen	333	73%	1368	61%	1060	55%	486	78%	107	54%	376	55%	29	30%	154	97%	3913	61%
	Refused & Verified	35	8%	335	15%	47	2%	58	9%	10	5%	29	4%	2	2%	0	0%	516	8%
	Not Produced	41	9%	531	24%	519	27%	73	12%	81	41%	267	39%	57	59%	3	2%	1572	25%
	Rescheduled by CHS	45	10%	2	0%	291	15%	7	1%	0	0%	7	1%	0	0%	2	1%	354	6%
	Rescheduled by Hospital	N/A	N/A	N/A	N/A	N/A	N/A	N/A	N/A	N/A	N/A	N/A	N/A	9	9%	N/A	N/A	9	0%
	<b>Total Scheduled Services</b>	<b>454</b>	<b>100%</b>	<b>2236</b>	<b>100%</b>	<b>1917</b>	<b>100%</b>	<b>624</b>	<b>100%</b>	<b>198</b>	<b>100%</b>	<b>679</b>	<b>100%</b>	<b>97</b>	<b>100%</b>	<b>159</b>	<b>100%</b>	<b>6364</b>	<b>100%</b>

	Outcome Metrics	Medical	Nursing	Mental Health	Reentry Services	Dental/Oral Surgery	Specialty Clinic - On Island	Specialty Clinic - Off Island	Substance Use	Total
<b>4</b>	<b>Percent completed</b>	81%	76%	58%	87%	59%	60%	32%	97%	70%

<b>5</b>	<b>Unscheduled Services</b>	<b>N</b>
5.1	Referred Visits Completed	550

**Notes:**

Referred visits are those medical clinic encounters seen as a result of a referral made by a number of sources including but not limited to CHS Health Triage Line, CHS Patient Relations, other CHS staff, or DOC's sick call process.

N/A = Not Applicable

## XI. RNDC

<b>1</b>	<b>CHS Intakes (New Jail Admissions)</b>	<b>N</b>
1.1	Completed CHS Intakes	0
1.2	Average time to completion once known to CHS (hours)	N/A

<b>2</b>	<b>Referrals made to mental health service</b>	<b>N</b>
2.1	Referrals made to mental health service	0
2.2	Referrals seen within 72 hours	0
2.3	Percent seen within 72 hours	N/A

3	Scheduled Services	Medical		Nursing		Mental Health		Reentry Services		Dental/Oral Surgery		Specialty Clinic - On Island		Specialty Clinic - Off Island		Substance Use		Total	
	Service Outcomes	N	%	N	%	N	%	N	%	N	%	N	%	N	%	N	%	N	%
	Seen	72	20%	886	42%	741	16%	365	39%	76	29%	87	26%	50	45%	93	92%	2370	27%
	Refused & Verified	106	29%	68	3%	14	0%	47	5%	7	3%	76	22%	13	12%	0	0%	331	4%
	Not Produced	181	50%	1165	55%	2312	51%	527	56%	179	68%	176	52%	37	34%	8	8%	4585	52%
	Rescheduled by CHS	1	0%	0	0%	1465	32%	7	1%	0	0%	1	0%	6	5%	0	0%	1480	17%
	Rescheduled by Hospital	N/A	N/A	N/A	N/A	N/A	N/A	N/A	N/A	N/A	N/A	N/A	N/A	4	4%	N/A	N/A	4	0%
	<b>Total Scheduled Services</b>	<b>360</b>	<b>100%</b>	<b>2119</b>	<b>100%</b>	<b>4532</b>	<b>100%</b>	<b>946</b>	<b>100%</b>	<b>262</b>	<b>100%</b>	<b>340</b>	<b>100%</b>	<b>110</b>	<b>100%</b>	<b>101</b>	<b>100%</b>	<b>8770</b>	<b>100%</b>

4	Outcome Metrics	Medical	Nursing	Mental Health	Reentry Services	Dental/Oral Surgery	Specialty Clinic - On Island	Specialty Clinic - Off Island	Substance Use	Total
4.1	Percent completed	49%	45%	17%	44%	32%	48%	57%	92%	31%

<b>5</b>	<b>Unscheduled Services</b>	<b>N</b>
5.1	Referred Visits Completed	360

Notes:

Referred visits are those medical clinic encounters seen as a result of a referral made by a number of sources including but not limited to CHS Health Triage Line, CHS Patient Relations, other CHS staff, or DOC's sick call process.

N/A = Not Applicable

## XII. VCBC

<b>1</b>	<b>CHS Intakes (New Jail Admissions)</b>	<b>N</b>
1.1	Completed CHS Intakes	0
1.2	Average time to completion once known to CHS (hours)	N/A

<b>2</b>	<b>Referrals made to mental health service</b>	<b>N</b>
2.1	Referrals made to mental health service	0
2.2	Referrals seen within 72 hours	0
2.3	Percent seen within 72 hours	N/A

3	Scheduled Services	Medical		Nursing		Mental Health		Reentry Services		Dental/Oral Surgery		Specialty Clinic - On Island		Specialty Clinic - Off Island		Substance Use		Total	
	Service Outcomes	N	%	N	%	N	%	N	%	N	%	N	%	N	%	N	%	N	%
	Seen	149	54%	627	78%	412	43%	216	83%	116	65%	94	33%	29	46%	0	0%	1643	58%
	Refused & Verified	31	11%	71	9%	5	1%	7	3%	3	2%	88	30%	5	8%	0	0%	210	7%
	Not Produced	77	28%	107	13%	218	23%	37	14%	59	33%	106	37%	21	33%	0	0%	625	22%
	Rescheduled by CHS	18	7%	0	0%	331	34%	0	0%	0	0%	1	0%	4	6%	0	0%	354	12%
	Rescheduled by Hospital	N/A	N/A	N/A	N/A	N/A	N/A	N/A	N/A	N/A	N/A	N/A	N/A	4	6%	N/A	N/A	4	0%
	<b>Total Scheduled Services</b>	<b>275</b>	<b>100%</b>	<b>805</b>	<b>100%</b>	<b>966</b>	<b>100%</b>	<b>260</b>	<b>100%</b>	<b>178</b>	<b>100%</b>	<b>289</b>	<b>100%</b>	<b>63</b>	<b>100%</b>	<b>0</b>	<b>0%</b>	<b>2836</b>	<b>100%</b>

4	Outcome Metrics	Medical	Nursing	Mental Health	Reentry Services	Dental/Oral Surgery	Specialty Clinic - On Island	Specialty Clinic - Off Island	Substance Use	Total
4.1	Percent completed	65%	87%	43%	86%	67%	63%	54%		65%

<b>5</b>	<b>Unscheduled Services</b>	<b>N</b>
5.1	Referred Visits Completed	499

Notes:

Referred visits are those medical clinic encounters seen as a result of a referral made by a number of sources including but not limited to CHS Health Triage Line, CHS Patient Relations, other CHS staff, or DOC's sick call process.

N/A = Not Applicable

## XIII. WF

<b>1</b>	<b>CHS Intakes (New Jail Admissions)</b>	<b>N</b>
1.1	Completed CHS Intakes	1
1.2	Average time to completion once known to CHS (hours)	2.1

<b>2</b>	<b>Referrals made to mental health service</b>	<b>N</b>
2.1	Referrals made to mental health service	0
2.2	Referrals seen within 72 hours	N/A
2.3	Percent seen within 72 hours	N/A

	Scheduled Services	Medical		Nursing		Mental Health		Reentry Services		Dental/Oral Surgery		Specialty Clinic - On Island		Specialty Clinic - Off Island		Substance Use		Total	
		N	%	N	%	N	%	N	%	N	%	N	%	N	%	N	%	N	%
<b>3</b>	<b>Service Outcomes</b>																		
	Seen	115	85%	1175	78%	180	46%	65	73%	0	0%	41	35%	11	44%	8	100%	1595	70%
	Refused & Verified	12	9%	216	14%	11	3%	2	2%	0	0%	2	2%	0	0%	0	0%	243	11%
	Not Produced	8	6%	114	8%	125	32%	13	15%	4	100%	73	63%	11	44%	0	0%	348	15%
	Rescheduled by CHS	0	0%	0	0%	72	19%	9	10%	0	0%	0	0%	1	4%	0	0%	82	4%
	Rescheduled by Hospital	N/A	N/A	N/A	N/A	N/A	N/A	N/A	N/A	N/A	N/A	N/A	N/A	N/A	2	8%	N/A	N/A	2
	<b>Total Scheduled Services</b>	<b>135</b>	<b>100%</b>	<b>1505</b>	<b>100%</b>	<b>388</b>	<b>100%</b>	<b>89</b>	<b>100%</b>	<b>4</b>	<b>100%</b>	<b>116</b>	<b>100%</b>	<b>25</b>	<b>100%</b>	<b>8</b>	<b>100%</b>	<b>2270</b>	<b>100%</b>

	Outcome Metrics	Medical	Nursing	Mental Health	Reentry Services	Dental/Oral Surgery	Specialty Clinic - On Island	Specialty Clinic - Off Island	Substance Use	Total
<b>4</b>	<b>Percent completed</b>	94%	92%	49%	75%	0%	37%	44%	100%	81%

<b>5</b>	<b>Unscheduled Services</b>	<b>N</b>
5.1	Referred Visits Completed	106

Notes:

Referred visits are those medical clinic encounters seen as a result of a referral made by a number of sources including but not limited to CHS Health Triage Line, CHS Patient Relations, other CHS staff, or DOC's sick call process.

N/A = Not Applicable

## CHS Access Report: September 2023

Version: 11/21/2023

## I. Table of Contents

I.	Table of Contents .....	2
II.	Data Dictionary .....	3
III.	Summary Data .....	4
IV.	EMTC .....	6
V.	GRVC .....	7
VI.	NIC .....	8
VII.	OBCC .....	9
VIII.	RESH .....	10
IX.	RMSC .....	11
X.	RNDC .....	12
XI.	VCBC .....	13
XII.	WF .....	14

## II. Data Dictionary

1	CHS Intakes (New Jail Admissions)	Definition
1.1	Completed CHS Intakes	Number of new jail admission intake encounters completed by CHS providers
1.2	Average time to completion once known to CHS (hours)	Number of hours between check-in by DOC and check-out by CHS for completed intake encounters (1.1)
2	Referrals made to mental health service	Definition
2.1	Referrals made to mental health service	All book and cases with an initial referral to mental health in reporting month, excluding persons known to the mental health service. Facility-specific reports reference the housing facility at the time of the mental health referral was made.
2.2	Referrals seen within 72 hours	For all book and cases where an initial referral to mental health occurs in reporting month (2.1), total number of book and cases who had a mental health intake or psychiatric assessment where encounter date was <=72 hours from referral date.
2.3	Percent seen within 72 hours	2.2 divided by 2.1
3	Scheduled services by discipline with outcomes	Definition
		-Shows direct, scheduled service encounters, total overall and by discipline, and disaggregates by outcome category recorded (N, %). Excludes encounters scheduled for discharged patients. -Specialty Clinic-On-Island encounters are for the following specialties: Audiology, Cardiology, Dermatology, Dialysis, ENT, Gynecology, Hand Specialist, ID Specialist, Nephrology, Neurology, Optometry, Orthopedic, Podiatry, Post Partum, Pre-Natal, Rehab Physical Therapy, Reproduction, Surgery -Specialty Clinic-Off-Island encounters are for the following specialties: Audiology, Breast, Cardiology, Cardiovascular, Chest, Dermatology, Endocrinology, ENT, Gastroenterology, General Surgery, Gynecology, Hand, Hematology, ID/Virology, Neurosurgery, Oncology, Ophthalmology, Oral Surgery, Orthopedic, Pain Management, Plastic Surgery, Podiatry, Renal, Rheumatology, Trauma, Urology, Vascular
4	Outcome Metrics	Definition
4.1	Percent completed	Sum of scheduled service outcomes "Seen" and "Refused & Verified" divided by "Total Scheduled Services"
5	Unscheduled Services	Definition
5.1	Referred Visits Completed	Referred visits are those medical clinic encounters seen as a result of a referral made by a number of sources including but not limited to CHS Health Triage Line, CHS Patient Relations, other CHS staff, or DOC's sick call process.

### III. Summary Data

<b>1</b>	<b>CHS Intakes (New Jail Admissions)</b>	<b>N</b>
<b>1.1</b>	Completed CHS Intakes	1643
<b>1.2</b>	Average time to completion once known to CHS (hours)	4.1

<b>2</b>	<b>Referrals made to mental health service</b>	<b>N</b>
<b>2.1</b>	Referrals made to mental health service	694
<b>2.2</b>	Referrals seen within 72 hours	558
<b>2.3</b>	Percent seen within 72 hours	80%

	Scheduled Services	Medical		Nursing		Mental Health		Reentry Services		Dental/Oral Surgery		Specialty Clinic - On Island		Specialty Clinic - Off Island		Substance Use		Total	
		N	%	N	%	N	%	N	%	N	%	N	%	N	%	N	%	N	%
<b>3</b>	<b>Service Outcomes</b>																		
	Seen	1213	47%	15274	63%	8037	46%	2797	65%	677	44%	976	36%	244	37%	1229	92%	30447	55%
	Refused & Verified	336	13%	1902	8%	82	0%	395	9%	49	3%	208	8%	29	4%	0	0%	3001	5%
	Not Produced	989	38%	7146	29%	4980	28%	1031	24%	818	53%	1447	54%	331	51%	101	8%	16843	31%
	Rescheduled by CHS	44	2%	5	0%	4461	25%	73	2%	10	1%	43	2%	14	2%	0	0%	4650	8%
	Rescheduled by Hospital	N/A	N/A	N/A	N/A	N/A	N/A	N/A	N/A	N/A	N/A	N/A	N/A	33	5%	N/A	N/A	33	0%
	<b>Total Scheduled Services</b>	<b>2582</b>	<b>100%</b>	<b>24327</b>	<b>100%</b>	<b>17560</b>	<b>100%</b>	<b>4296</b>	<b>100%</b>	<b>1554</b>	<b>100%</b>	<b>2674</b>	<b>100%</b>	<b>651</b>	<b>100%</b>	<b>1330</b>	<b>100%</b>	<b>54974</b>	<b>100%</b>

	Outcome Metrics	Medical	Nursing	Mental Health	Reentry Services	Dental/Oral Surgery	Specialty Clinic - On Island	Specialty Clinic - Off Island	Substance Use	Total
<b>4</b>	<b>Percent completed</b>	60%	71%	46%	74%	47%	44%	42%	92%	61%

<b>5</b>	<b>Unscheduled Services</b>	<b>N</b>
<b>5.1</b>	Referred Visits Completed	3741

Notes:

Referred visits are those medical clinic encounters seen as a result of a referral made by a number of sources including but not limited to CHS Health Triage Line, CHS Patient Relations, other CHS staff, or DOC's sick call process.

N/A = Not Applicable



## IV. EMTC

<b>1</b>	<b>CHS Intakes (New Jail Admissions)</b>	<b>N</b>
1.1	Completed CHS Intakes	1477
1.2	Average time to completion once known to CHS (hours)	3.9

<b>2</b>	<b>Referrals made to mental health service</b>	<b>N</b>
2.1	Referrals made to mental health service	614
2.2	Referrals seen within 72 hours	502
2.3	Percent seen within 72 hours	82%

3	Scheduled Services	Medical		Nursing		Mental Health		Reentry Services		Dental/Oral Surgery		Specialty Clinic - On Island		Specialty Clinic - Off Island		Substance Use		Total	
	Service Outcomes	N	%	N	%	N	%	N	%	N	%	N	%	N	%	N	%	N	%
	Seen	202	43%	3479	65%	1264	52%	587	66%	14	47%	84	30%	14	27%	527	90%	6171	61%
	Refused & Verified	38	8%	403	8%	9	0%	100	11%	1	3%	2	1%	1	2%	0	0%	554	5%
	Not Produced	232	49%	1467	27%	536	22%	178	20%	15	50%	191	68%	36	71%	60	10%	2715	27%
	Rescheduled by CHS	0	0%	1	0%	618	25%	18	2%	0	0%	2	1%	0	0%	0	0%	639	6%
	Rescheduled by Hospital	N/A	N/A	N/A	N/A	N/A	N/A	N/A	N/A	N/A	N/A	N/A	N/A	0	0%	N/A	N/A	0	0%
	<b>Total Scheduled Services</b>	<b>472</b>	<b>100%</b>	<b>5350</b>	<b>100%</b>	<b>2427</b>	<b>100%</b>	<b>883</b>	<b>100%</b>	<b>30</b>	<b>100%</b>	<b>279</b>	<b>100%</b>	<b>51</b>	<b>100%</b>	<b>587</b>	<b>100%</b>	<b>10079</b>	<b>100%</b>

4	Outcome Metrics	Medical	Nursing	Mental Health	Reentry Services	Dental/Oral Surgery	Specialty Clinic - On Island	Specialty Clinic - Off Island	Substance Use	Total
4.1	Percent completed	51%	73%	52%	78%	50%	31%	29%	90%	67%

<b>5</b>	<b>Unscheduled Services</b>	<b>N</b>
5.1	Referred Visits Completed	742

Notes:

Referred visits are those medical clinic encounters seen as a result of a referral made by a number of sources including but not limited to CHS Health Triage Line, CHS Patient Relations, other CHS staff, or DOC's sick call process.

N/A = Not Applicable

## V. GRVC

<b>1</b>	<b>CHS Intakes (New Jail Admissions)</b>	<b>N</b>
<b>1.1</b>	Completed CHS Intakes	34
<b>1.2</b>	Average time to completion once known to CHS (hours)	4.1

<b>2</b>	<b>Referrals made to mental health service</b>	<b>N</b>
<b>2.1</b>	Referrals made to mental health service	16
<b>2.2</b>	Referrals seen within 72 hours	16
<b>2.3</b>	Percent seen within 72 hours	100%

3	Scheduled Services	Medical		Nursing		Mental Health		Reentry Services		Dental/Oral Surgery		Specialty Clinic - On Island		Specialty Clinic - Off Island		Substance Use		Total	
	Service Outcomes	N	%	N	%	N	%	N	%	N	%	N	%	N	%	N	%	N	%
	Seen	92	56%	1839	48%	2248	61%	575	78%	89	32%	55	20%	19	28%	83	100%	5000	55%
	Refused & Verified	24	15%	317	8%	8	0%	67	9%	9	3%	0	0%	0	0%	0	0%	425	5%
	Not Produced	48	29%	1656	43%	619	17%	89	12%	183	65%	214	79%	48	70%	0	0%	2857	31%
	Rescheduled by CHS	0	0%	0	0%	836	23%	7	1%	0	0%	1	0%	0	0%	0	0%	844	9%
	Rescheduled by Hospital	N/A	N/A	N/A	N/A	N/A	N/A	N/A	N/A	N/A	N/A	N/A	N/A	2	3%	N/A	N/A	2	0%
	<b>Total Scheduled Services</b>	<b>164</b>	<b>100%</b>	<b>3812</b>	<b>100%</b>	<b>3711</b>	<b>100%</b>	<b>738</b>	<b>100%</b>	<b>281</b>	<b>100%</b>	<b>270</b>	<b>100%</b>	<b>69</b>	<b>100%</b>	<b>83</b>	<b>100%</b>	<b>9128</b>	<b>100%</b>

4	Outcome Metrics	Medical	Nursing	Mental Health	Reentry Services	Dental/Oral Surgery	Specialty Clinic - On Island	Specialty Clinic - Off Island	Substance Use	Total
<b>4.1</b>	Percent completed	71%	57%	61%	87%	35%	20%	28%	100%	59%

<b>5</b>	<b>Unscheduled Services</b>	<b>N</b>
<b>5.1</b>	Referred Visits Completed	397

Notes:

Referred visits are those medical clinic encounters seen as a result of a referral made by a number of sources including but not limited to CHS Health Triage Line, CHS Patient Relations, other CHS staff, or DOC's sick call process.

N/A = Not Applicable

## VI. NIC

<b>1</b>	<b>CHS Intakes (New Jail Admissions)</b>	<b>N</b>
1.1	Completed CHS Intakes	1
1.2	Average time to completion once known to CHS (hours)	2.7

<b>2</b>	<b>Referrals made to mental health service</b>	<b>N</b>
2.1	Referrals made to mental health service	2
2.2	Referrals seen within 72 hours	1
2.3	Percent seen within 72 hours	50%

3	Scheduled Services	Medical		Nursing		Mental Health		Reentry Services		Dental/Oral Surgery		Specialty Clinic - On Island		Specialty Clinic - Off Island		Substance Use		Total	
	Service Outcomes	N	%	N	%	N	%	N	%	N	%	N	%	N	%	N	%	N	%
	Seen	175	66%	5499	83%	365	51%	145	68%	32	65%	229	60%	98	58%	61	98%	6604	78%
	Refused & Verified	22	8%	632	10%	4	1%	12	6%	6	12%	58	15%	15	9%	0	0%	749	9%
	Not Produced	46	17%	464	7%	146	20%	30	14%	11	22%	92	24%	39	23%	1	2%	829	10%
	Rescheduled by CHS	22	8%	0	0%	201	28%	27	13%	0	0%	5	1%	7	4%	0	0%	262	3%
	Rescheduled by Hospital	N/A	N/A	N/A	N/A	N/A	N/A	N/A	N/A	N/A	N/A	N/A	N/A	11	6%	N/A	N/A	11	0%
	<b>Total Scheduled Services</b>	<b>265</b>	<b>100%</b>	<b>6595</b>	<b>100%</b>	<b>716</b>	<b>100%</b>	<b>214</b>	<b>100%</b>	<b>49</b>	<b>100%</b>	<b>384</b>	<b>100%</b>	<b>170</b>	<b>100%</b>	<b>62</b>	<b>100%</b>	<b>8455</b>	<b>100%</b>

4	Outcome Metrics	Medical	Nursing	Mental Health	Reentry Services	Dental/Oral Surgery	Specialty Clinic - On Island	Specialty Clinic - Off Island	Substance Use	Total
4.1	Percent completed	74%	93%	52%	73%	78%	75%	66%	98%	87%

<b>5</b>	<b>Unscheduled Services</b>	<b>N</b>
5.1	Referred Visits Completed	371

Notes:

Referred visits are those medical clinic encounters seen as a result of a referral made by a number of sources including but not limited to CHS Health Triage Line, CHS Patient Relations, other CHS staff, or DOC's sick call process.

N/A = Not Applicable

## VII. OBCC

<b>1</b>	<b>CHS Intakes (New Jail Admissions)</b>	<b>N</b>
<b>1.1</b>	Completed CHS Intakes	0
<b>1.2</b>	Average time to completion once known to CHS (hours)	N/A

<b>2</b>	<b>Referrals made to mental health service</b>	<b>N</b>
<b>2.1</b>	Referrals made to mental health service	0
<b>2.2</b>	Referrals seen within 72 hours	0
<b>2.3</b>	Percent seen within 72 hours	N/A

3	Scheduled Services	Medical		Nursing		Mental Health		Reentry Services		Dental/Oral Surgery		Specialty Clinic - On Island		Specialty Clinic - Off Island		Substance Use		Total	
	Service Outcomes	N	%	N	%	N	%	N	%	N	%	N	%	N	%	N	%	N	%
	Seen	53	11%	995	37%	1838	52%	316	55%	240	43%	115	24%	28	22%	287	92%	3872	44%
	Refused & Verified	35	7%	60	2%	6	0%	96	17%	13	2%	7	1%	5	4%	0	0%	222	3%
	Not Produced	403	81%	1635	61%	896	25%	162	28%	299	54%	349	74%	85	66%	24	8%	3853	44%
	Rescheduled by CHS	4	1%	0	0%	776	22%	1	0%	0	0%	0	0%	2	2%	0	0%	783	9%
	Rescheduled by Hospital	N/A	N/A	N/A	N/A	N/A	N/A	N/A	N/A	N/A	N/A	N/A	N/A	8	6%	N/A	N/A	8	0%
	<b>Total Scheduled Services</b>	<b>495</b>	<b>100%</b>	<b>2690</b>	<b>100%</b>	<b>3516</b>	<b>100%</b>	<b>575</b>	<b>100%</b>	<b>552</b>	<b>100%</b>	<b>471</b>	<b>100%</b>	<b>128</b>	<b>100%</b>	<b>311</b>	<b>100%</b>	<b>8738</b>	<b>100%</b>

4	Outcome Metrics	Medical	Nursing	Mental Health	Reentry Services	Dental/Oral Surgery	Specialty Clinic - On Island	Specialty Clinic - Off Island	Substance Use	Total
<b>4.1</b>	Percent completed	18%	39%	52%	72%	46%	26%	26%	92%	47%

<b>5</b>	<b>Unscheduled Services</b>	<b>N</b>
<b>5.1</b>	Referred Visits Completed	503

Notes:

Referred visits are those medical clinic encounters seen as a result of a referral made by a number of sources including but not limited to CHS Health Triage Line, CHS Patient Relations, other CHS staff, or DOC's sick call process.

N/A = Not Applicable

## VIII. RESH

<b>1</b>	<b>CHS Intakes (New Jail Admissions)</b>	<b>N</b>
<b>1.1</b>	Completed CHS Intakes	0
<b>1.2</b>	Average time to completion once known to CHS (hours)	N/A

<b>2</b>	<b>Referrals made to mental health service</b>	<b>N</b>
<b>2.1</b>	Referrals made to mental health service	0
<b>2.2</b>	Referrals seen within 72 hours	0
<b>2.3</b>	Percent seen within 72 hours	N/A

3	Scheduled Services	Medical		Nursing		Mental Health		Reentry Services		Dental/Oral Surgery		Specialty Clinic - On Island		Specialty Clinic - Off Island		Substance Use		Total	
	Service Outcomes	N	%	N	%	N	%	N	%	N	%	N	%	N	%	N	%	N	%
	Seen	24	60%	281	48%	134	27%	48	63%	7	35%	11	13%	4	29%	20	100%	529	39%
	Refused & Verified	10	25%	19	3%	2	0%	4	5%	0	0%	0	0%	1	7%	0	0%	36	3%
	Not Produced	6	15%	283	48%	198	39%	24	32%	13	65%	72	87%	8	57%	0	0%	604	45%
	Rescheduled by CHS	0	0%	2	0%	170	34%	0	0%	0	0%	0	0%	0	0%	0	0%	172	13%
	Rescheduled by Hospital	N/A	N/A	N/A	N/A	N/A	N/A	N/A	N/A	N/A	N/A	N/A	N/A	1	7%	N/A	N/A	1	0%
	<b>Total Scheduled Services</b>	<b>40</b>	<b>100%</b>	<b>585</b>	<b>100%</b>	<b>504</b>	<b>100%</b>	<b>76</b>	<b>100%</b>	<b>20</b>	<b>100%</b>	<b>83</b>	<b>100%</b>	<b>14</b>	<b>100%</b>	<b>20</b>	<b>100%</b>	<b>1342</b>	<b>100%</b>

4	Outcome Metrics	Medical	Nursing	Mental Health	Reentry Services	Dental/Oral Surgery	Specialty Clinic - On Island	Specialty Clinic - Off Island	Substance Use	Total
<b>4.1</b>	Percent completed	85%	51%	27%	68%	35%	13%	36%	100%	42%

<b>5</b>	<b>Unscheduled Services</b>	<b>N</b>
<b>5.1</b>	Referred Visits Completed	359

Notes:

Referred visits are those medical clinic encounters seen as a result of a referral made by a number of sources including but not limited to CHS Health Triage Line, CHS Patient Relations, other CHS staff, or DOC's sick call process.

N/A = Not Applicable

## IX. RMSC

<b>1</b>	<b>CHS Intakes (New Jail Admissions)</b>	<b>N</b>
1.1	Completed CHS Intakes	127
1.2	Average time to completion once known to CHS (hours)	6.8

<b>2</b>	<b>Referrals made to mental health service</b>	<b>N</b>
2.1	Referrals made to mental health service	61
2.2	Referrals seen within 72 hours	38
2.3	Percent seen within 72 hours	62%

3	Scheduled Services	Medical		Nursing		Mental Health		Reentry Services		Dental/Oral Surgery		Specialty Clinic - On Island		Specialty Clinic - Off Island		Substance Use		Total	
	Service Outcomes	N	%	N	%	N	%	N	%	N	%	N	%	N	%	N	%	N	%
	Seen	363	75%	978	56%	989	49%	561	81%	106	58%	299	55%	18	26%	149	93%	3463	59%
	Refused & Verified	44	9%	157	9%	29	1%	39	6%	9	5%	26	5%	0	0%	0	0%	304	5%
	Not Produced	63	13%	618	35%	568	28%	82	12%	68	37%	190	35%	46	66%	12	7%	1647	28%
	Rescheduled by CHS	13	3%	1	0%	428	21%	7	1%	1	1%	24	4%	0	0%	0	0%	474	8%
	Rescheduled by Hospital	N/A	N/A	N/A	N/A	N/A	N/A	N/A	N/A	N/A	N/A	N/A	N/A	6	9%	N/A	N/A	6	0%
	<b>Total Scheduled Services</b>	<b>483</b>	<b>100%</b>	<b>1754</b>	<b>100%</b>	<b>2014</b>	<b>100%</b>	<b>689</b>	<b>100%</b>	<b>184</b>	<b>100%</b>	<b>539</b>	<b>100%</b>	<b>70</b>	<b>100%</b>	<b>161</b>	<b>100%</b>	<b>5894</b>	<b>100%</b>

4	Outcome Metrics	Medical	Nursing	Mental Health	Reentry Services	Dental/Oral Surgery	Specialty Clinic - On Island	Specialty Clinic - Off Island	Substance Use	Total
4.1	Percent completed	84%	65%	51%	87%	63%	60%	26%	93%	64%

<b>5</b>	<b>Unscheduled Services</b>	<b>N</b>
5.1	Referred Visits Completed	478

Notes:

Referred visits are those medical clinic encounters seen as a result of a referral made by a number of sources including but not limited to CHS Health Triage Line, CHS Patient Relations, other CHS staff, or DOC's sick call process.

N/A = Not Applicable

X. RNDC

<b>1</b>	<b>CHS Intakes (New Jail Admissions)</b>	<b>N</b>
1.1	Completed CHS Intakes	0
1.2	Average time to completion once known to CHS (hours)	N/A

<b>2</b>	<b>Referrals made to mental health service</b>	<b>N</b>
2.1	Referrals made to mental health service	0
2.2	Referrals seen within 72 hours	0
2.3	Percent seen within 72 hours	N/A

3	Scheduled Services	Medical		Nursing		Mental Health		Reentry Services		Dental/Oral Surgery		Specialty Clinic - On Island		Specialty Clinic - Off Island		Substance Use		Total	
	Service Outcomes	N	%	N	%	N	%	N	%	N	%	N	%	N	%	N	%	N	%
	Seen	83	22%	842	48%	669	18%	354	43%	77	30%	71	25%	40	47%	88	97%	2224	30%
	Refused & Verified	130	34%	65	4%	6	0%	42	5%	8	3%	45	16%	4	5%	0	0%	300	4%
	Not Produced	163	43%	848	48%	1797	49%	433	52%	174	67%	163	56%	36	42%	3	3%	3617	49%
	Rescheduled by CHS	1	0%	1	0%	1170	32%	3	0%	0	0%	10	3%	3	3%	0	0%	1188	16%
	Rescheduled by Hospital	N/A	N/A	N/A	N/A	N/A	N/A	N/A	N/A	N/A	N/A	N/A	N/A	3	3%	N/A	N/A	3	0%
	<b>Total Scheduled Services</b>	<b>377</b>	<b>100%</b>	<b>1756</b>	<b>100%</b>	<b>3642</b>	<b>100%</b>	<b>832</b>	<b>100%</b>	<b>259</b>	<b>100%</b>	<b>289</b>	<b>100%</b>	<b>86</b>	<b>100%</b>	<b>91</b>	<b>100%</b>	<b>7332</b>	<b>100%</b>

4	Outcome Metrics	Medical	Nursing	Mental Health	Reentry Services	Dental/Oral Surgery	Specialty Clinic - On Island	Specialty Clinic - Off Island	Substance Use	Total
4.1	Percent completed	56%	52%	19%	48%	33%	40%	51%	97%	34%

<b>5</b>	<b>Unscheduled Services</b>	<b>N</b>
5.1	Referred Visits Completed	389

Notes:

Referred visits are those medical clinic encounters seen as a result of a referral made by a number of sources including but not limited to CHS Health Triage Line, CHS Patient Relations, other CHS staff, or DOC's sick call process.

N/A = Not Applicable

XI. VCBC

<b>1</b>	<b>CHS Intakes (New Jail Admissions)</b>	<b>N</b>
1.1	Completed CHS Intakes	0
1.2	Average time to completion once known to CHS (hours)	N/A

<b>2</b>	<b>Referrals made to mental health service</b>	<b>N</b>
2.1	Referrals made to mental health service	0
2.2	Referrals seen within 72 hours	0
2.3	Percent seen within 72 hours	N/A

3	Scheduled Services	Medical		Nursing		Mental Health		Reentry Services		Dental/Oral Surgery		Specialty Clinic - On Island		Specialty Clinic - Off Island		Substance Use		Total	
	Service Outcomes	N	%	N	%	N	%	N	%	N	%	N	%	N	%	N	%	N	%
	Seen	134	74%	343	73%	351	47%	172	74%	112	64%	75	29%	17	44%	1	50%	1205	57%
	Refused & Verified	18	10%	40	9%	7	1%	34	15%	3	2%	69	27%	3	8%	0	0%	174	8%
	Not Produced	25	14%	84	18%	171	23%	23	10%	51	29%	113	44%	17	44%	1	50%	485	23%
	Rescheduled by CHS	4	2%	0	0%	216	29%	2	1%	9	5%	1	0%	1	3%	0	0%	233	11%
	Rescheduled by Hospital	N/A	N/A	N/A	N/A	N/A	N/A	N/A	N/A	N/A	N/A	N/A	N/A	1	3%	N/A	N/A	1	0%
	<b>Total Scheduled Services</b>	<b>181</b>	<b>100%</b>	<b>467</b>	<b>100%</b>	<b>745</b>	<b>100%</b>	<b>231</b>	<b>100%</b>	<b>175</b>	<b>100%</b>	<b>258</b>	<b>100%</b>	<b>39</b>	<b>100%</b>	<b>2</b>	<b>100%</b>	<b>2098</b>	<b>100%</b>

4	Outcome Metrics	Medical	Nursing	Mental Health	Reentry Services	Dental/Oral Surgery	Specialty Clinic - On Island	Specialty Clinic - Off Island	Substance Use	Total
4.1	Percent completed	84%	82%	48%	89%	66%	56%	51%	50%	66%

<b>5</b>	<b>Unscheduled Services</b>	<b>N</b>
5.1	Referred Visits Completed	376

Notes:

Referred visits are those medical clinic encounters seen as a result of a referral made by a number of sources including but not limited to CHS Health Triage Line, CHS Patient Relations, other CHS staff, or DOC's sick call process.

N/A = Not Applicable



## XII. WF

<b>1</b>	<b>CHS Intakes (New Jail Admissions)</b>	<b>N</b>
1.1	Completed CHS Intakes	4
1.2	Average time to completion once known to CHS (hours)	1.8

<b>2</b>	<b>Referrals made to mental health service</b>	<b>N</b>
2.1	Referrals made to mental health service	1
2.2	Referrals seen within 72 hours	1
2.3	Percent seen within 72 hours	100%

3	Scheduled Services	Medical		Nursing		Mental Health		Reentry Services		Dental/Oral Surgery		Specialty Clinic - On Island		Specialty Clinic - Off Island		Substance Use		Total	
	Service Outcomes	N	%	N	%	N	%	N	%	N	%	N	%	N	%	N	%	N	%
	Seen	87	83%	1018	77%	179	63%	39	67%	0	0%	37	37%	6	25%	13	100%	1379	72%
	Refused & Verified	15	14%	209	16%	11	4%	1	2%	0	0%	1	1%	0	0%	0	0%	237	12%
	Not Produced	3	3%	91	7%	49	17%	10	17%	4	100%	63	62%	16	67%	0	0%	236	12%
	Rescheduled by CHS	0	0%	0	0%	46	16%	8	14%	0	0%	0	0%	1	4%	0	0%	55	3%
	Rescheduled by Hospital	N/A	N/A	N/A	N/A	N/A	N/A	N/A	N/A	N/A	N/A	N/A	N/A	1	4%	N/A	N/A	1	0%
	<b>Total Scheduled Services</b>	<b>105</b>	<b>100%</b>	<b>1318</b>	<b>100%</b>	<b>285</b>	<b>100%</b>	<b>58</b>	<b>100%</b>	<b>4</b>	<b>100%</b>	<b>101</b>	<b>100%</b>	<b>24</b>	<b>100%</b>	<b>13</b>	<b>100%</b>	<b>1908</b>	<b>100%</b>

4	Outcome Metrics	Medical	Nursing	Mental Health	Reentry Services	Dental/Oral Surgery	Specialty Clinic - On Island	Specialty Clinic - Off Island	Substance Use	Total
4.1	Percent completed	97%	93%	67%	69%	0%	38%	25%	100%	85%

<b>5</b>	<b>Unscheduled Services</b>	<b>N</b>
5.1	Referred Visits Completed	126

Notes:

Referred visits are those medical clinic encounters seen as a result of a referral made by a number of sources including but not limited to CHS Health Triage Line, CHS Patient Relations, other CHS staff, or DOC's sick call process.

N/A = Not Applicable

## CHS Access Trends: July 2023 to September 2023

Version: 11/22/2023



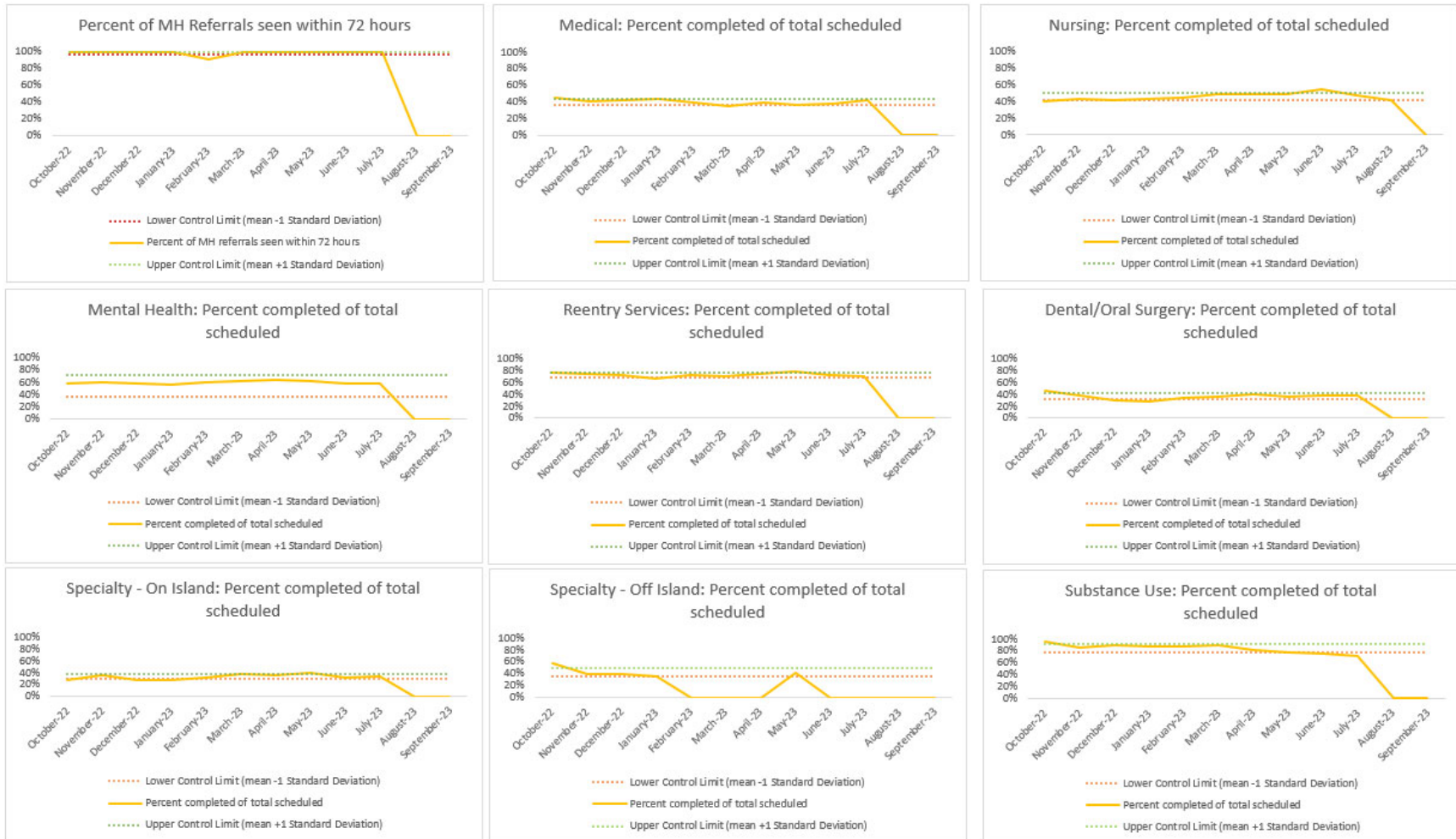
# Correctional Health Services

## I. Table of Contents

### Contents

I. Table of Contents.....	2
II. AMKC.....	3
III. EMTC.....	4
IV. GRVC.....	5
V. NIC.....	6
VI. OBCC.....	7
VII. RESH.....	8
VIII. RMSC.....	9
IX. RNDC.....	10
X. VCBC.....	11
XI. WF.....	12

## II. AMKC



Values of "ND" for not depicted or "N/A" for not applicable are displayed in the graphs as zeroes.

## III. EMTC



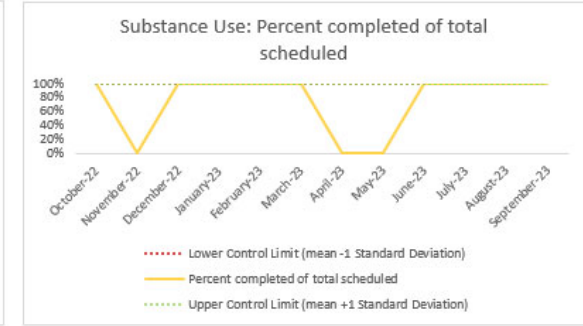
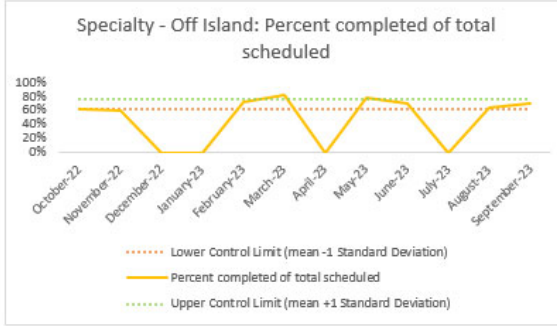
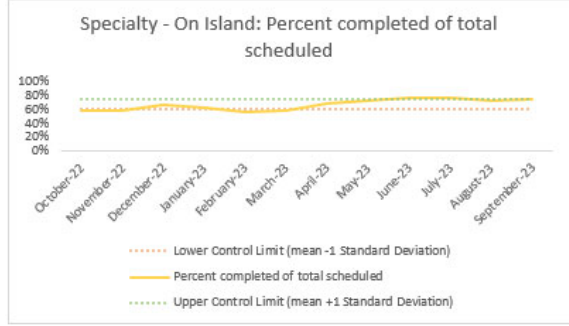
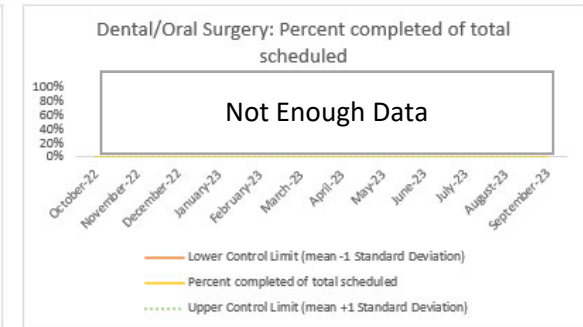
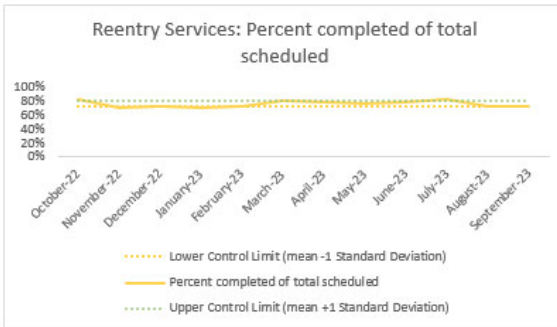
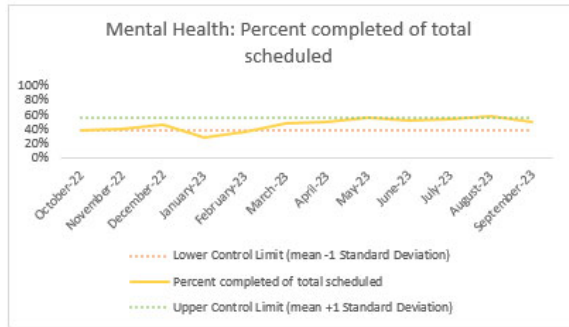
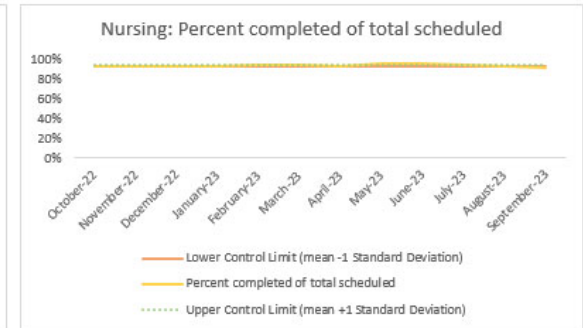
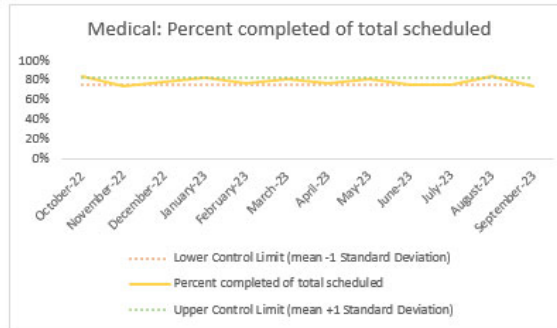
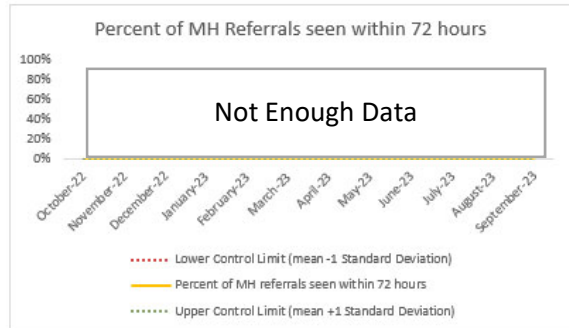
Values of “ND” for not depicted or “N/A” for not applicable are displayed in the graphs as zeroes.

## IV. GRVC



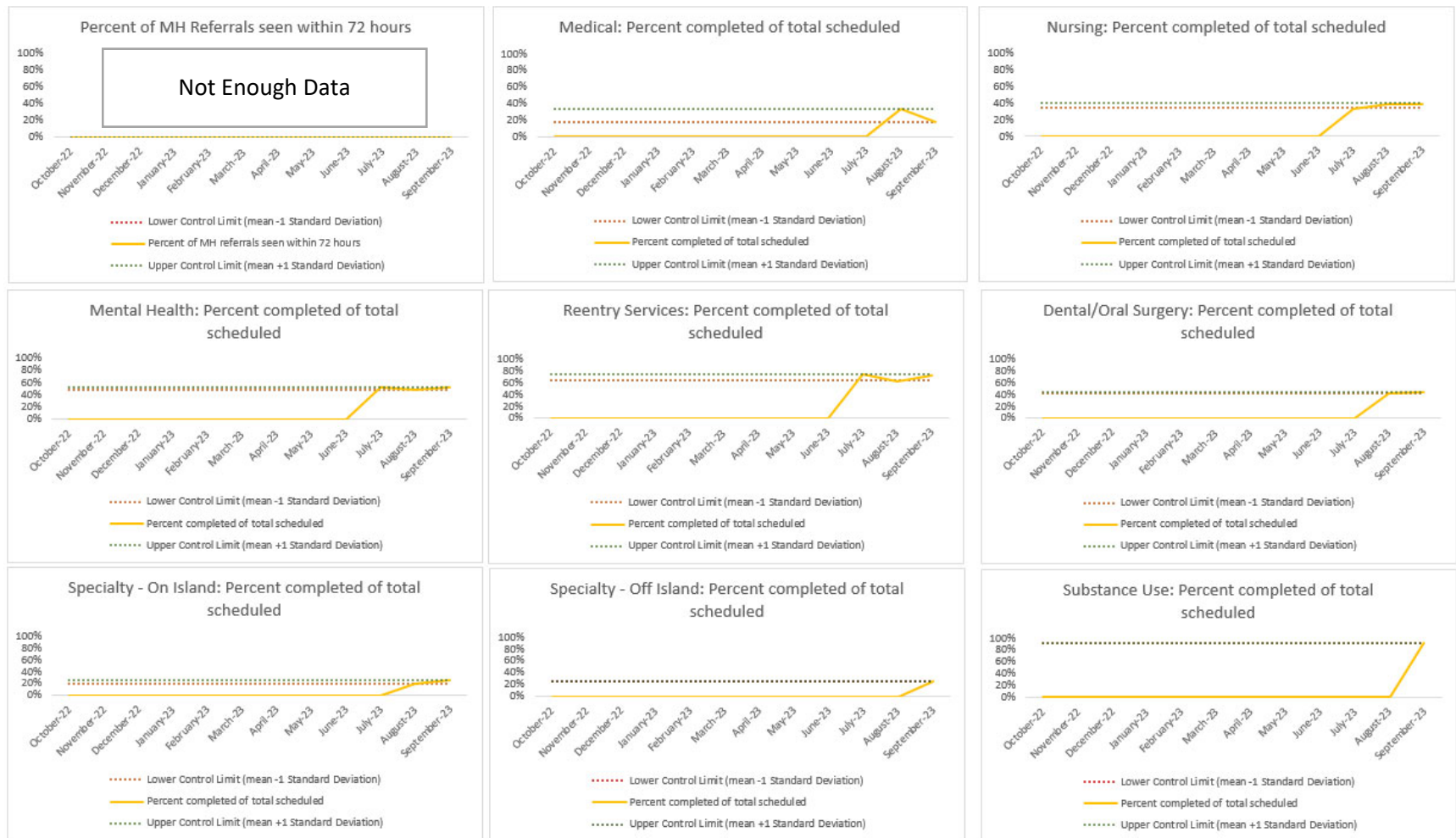
Values of "ND" for not depicted or "N/A" for not applicable are displayed in the graphs as zeroes.

## V. NIC



Values of "ND" for not depicted or "N/A" for not applicable are displayed in the graphs as zeroes.

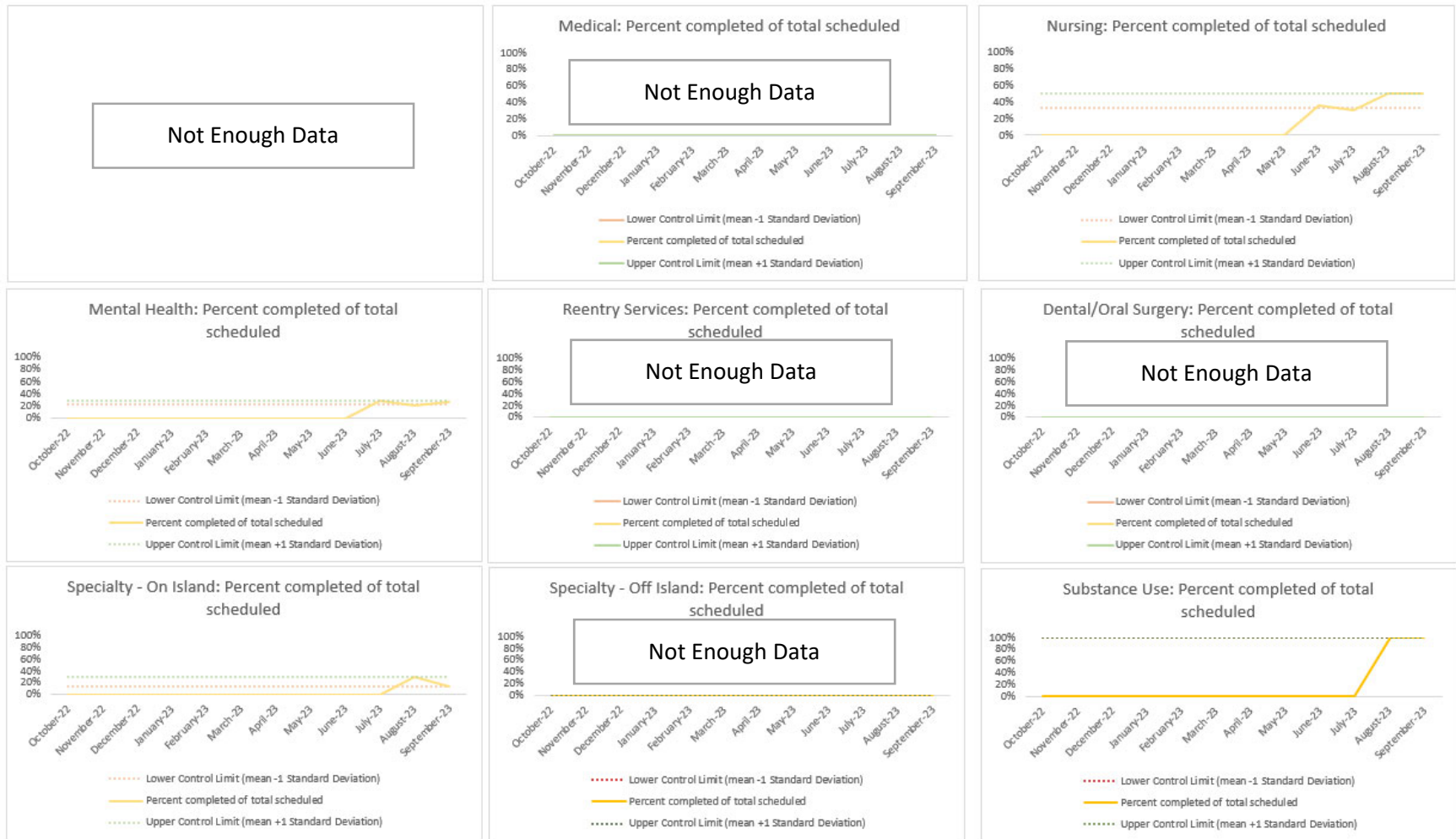
## VI. OBCC



Values of "ND" for not depicted or "N/A" for not applicable are displayed in the graphs as zeroes.



## VII. RESH



Values of “ND” for not depicted or “N/A” for not applicable are displayed in the graphs as zeroes.

## VIII. RMSC



Values of "ND" for not depicted or "N/A" for not applicable are displayed in the graphs as zeroes.

## IX. RNDC



Values of "ND" for not depicted or "N/A" for not applicable are displayed in the graphs as zeroes.

## X. VCBC



Values of "ND" for not depicted or "N/A" for not applicable are displayed in the graphs as zeroes.

## XI. WF



Values of "ND" for not depicted or "N/A" for not applicable are displayed in the graphs as zeroes.