

DAILY REPORT

4/23/2018

(Data from Sunday, April 22, 2018)

SINGLE ADULTS	
Drop-in Center Clients Served	689
Drop-in Center Overnight Census	271
Faith Bed Census	166
Outreach Contacts	333
Outreach Placements	5
Safe Haven Utilization	950
Veterans In Short-term Housing	241
Criminal Justice Short-term Housing	148

FAMILY INTAKE	
Families Requesting Temporary Housing at PATH	78
Adult Families Requesting Temporary Housing at AFIC	9
Families Placed in Overnight Accommodations	0
Families w/children at PATH Overnight (pre 10PM)	0

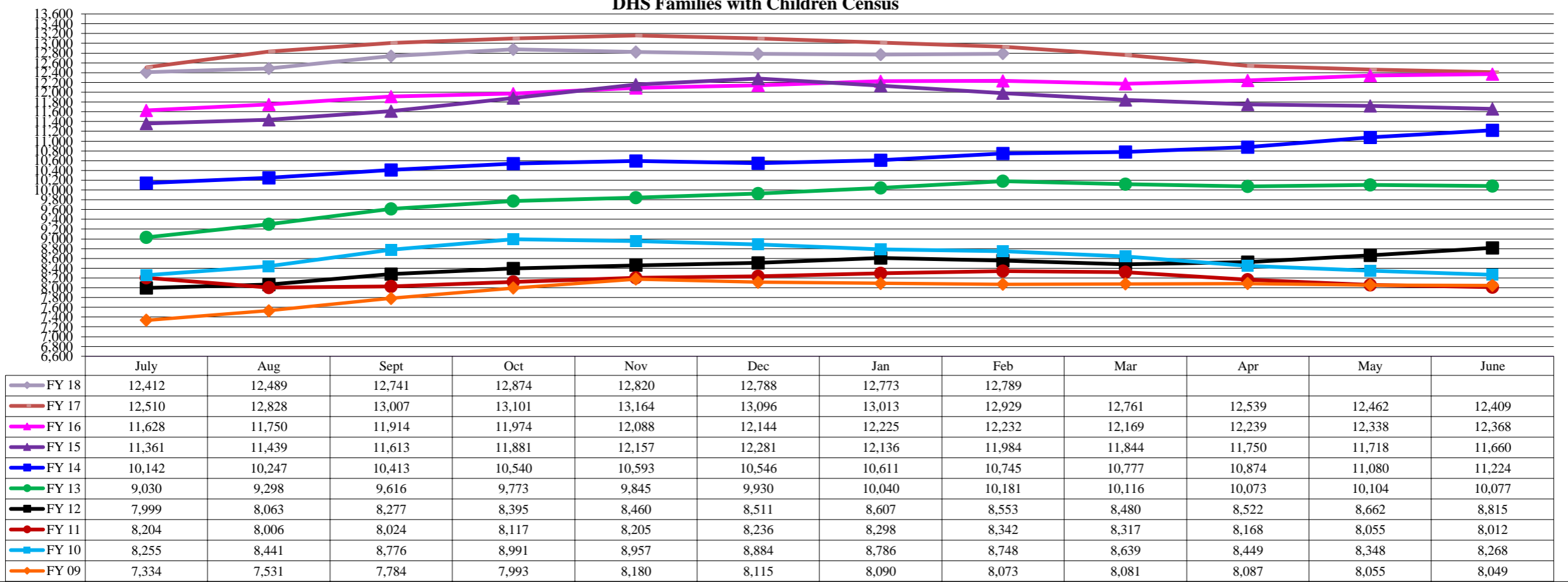
TOTAL SHELTER CENSUS	
Adults	37,485
Children	22,132
Total Individuals	59,617

SINGLE ADULT SHELTER CENSUS	
Men	11,248
Women	4,155
Total Single Adults	15,403

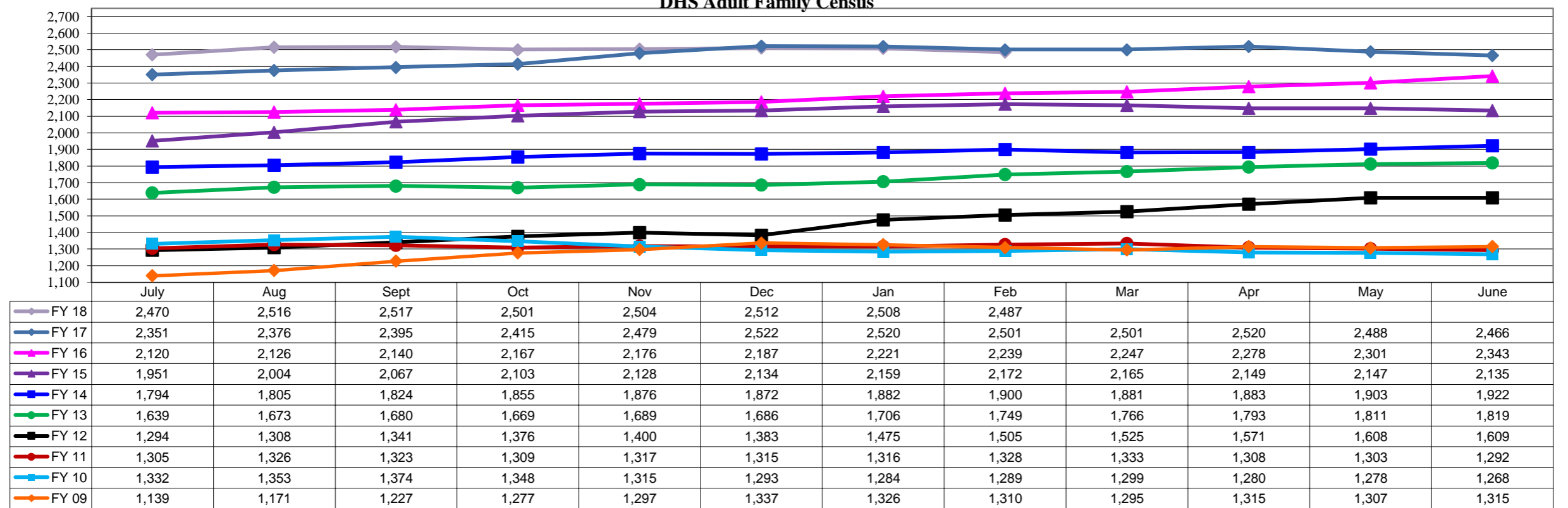
FAMILIES WITH CHILDREN CENSUS	
Families	12,418
Adults	16,987
Children	22,132
Individuals	39,119

ADULT FAMILIES CENSUS	
Families	2,408
Individuals (Adults)	5,095

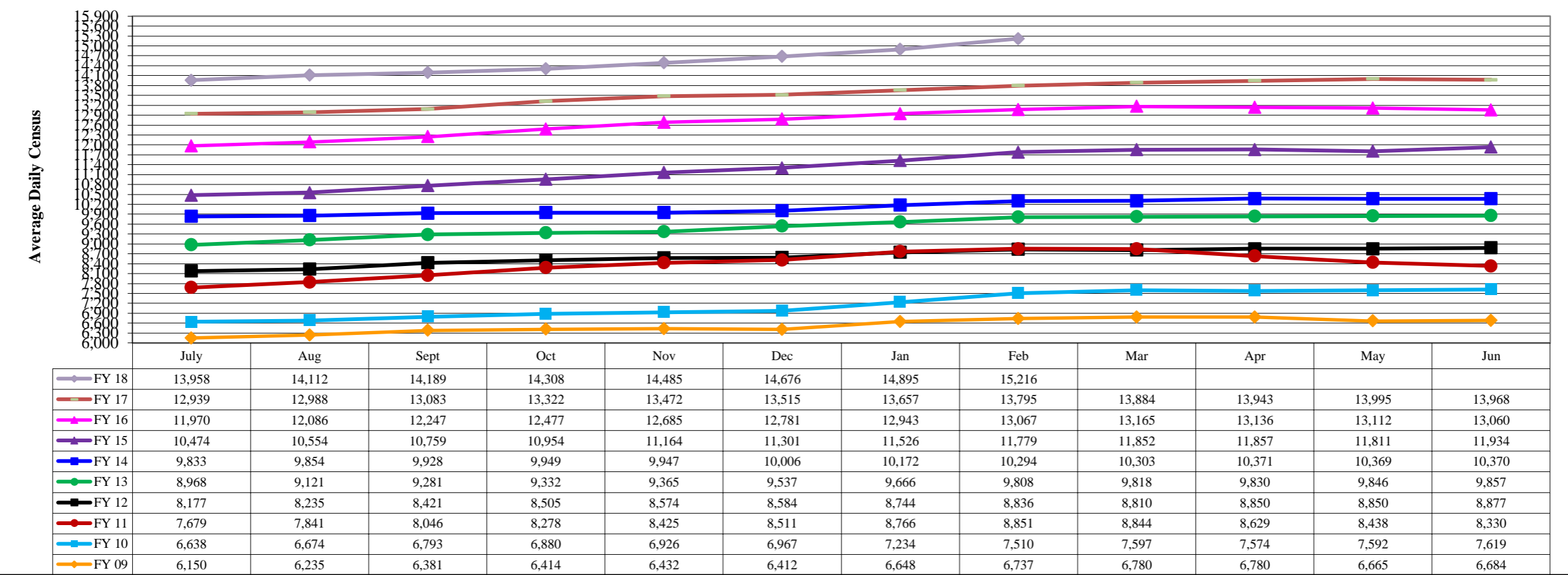
DHS Families with Children Census



DHS Adult Family Census



DHS Single Adult Shelter Census



*Due to data conversion the average monthly census for December 2011 and January 2012 for Families with Children and Adult Families is based upon data for a partial month.