

Chapter 22, “Noise and Vibration” assesses the potential effects of the Proposed Action on noise and vibration, including (1) potential effects of introducing new noise-sensitive land uses (i.e., residences and community facilities) into an already noisy environment and (2) effects of noise-generating activities associated with the Proposed Action on existing noise-sensitive uses in the area. The chapter describes the existing noise and vibration conditions within the Project Area, predicts future changes that would occur in the Project Area with and without the Proposed Action in 2010 and 2025, and identifies potential significant adverse impacts based on CEQR Noise Exposure Guidelines, as well as Federal Transit Administration (FTA) Guidelines for subway operations. This appendix includes supplementary information pertaining to Chapter 22, “Noise and Vibration.”

### **1. NOISE MONITORING AND VIBRATION DATA SHEETS**

Field data sheets prepared during the noise and vibration monitoring of Existing Conditions are included in this section.

### **2. TRAFFIC NOISE MODEL (TNM V2.5) INPUT AND OUTPUT FILES**

Estimates of noise levels within the study area under Existing Conditions, Future Without the Proposed Action, and Future With the Proposed Action were arrived at using the TNM model with data generated from the traffic assessment (see Chapter 19, “Traffic and Parking” and Appendix S.1 – S.3). Due to the number of input and output TNM files (more than 2,500 pages) resulting from the noise analysis, the TNM files are not included in this appendix, but can be made available upon request. The TNM model which is a copyrighted FHWA model is required to view the input and output files; the model is available from:

McTrans: (352) 392-0378  
Toll Free: (800) 226-1013  
McFAX: (352) 392-6629  
Email: [mctrans@ce.ufl.edu](mailto:mctrans@ce.ufl.edu)

### **3. MAP OF NOISE ATTENUATION SITES**

This section includes a map of residential and community facility sites that would require noise attenuation as a result of the Proposed Action. Chapter 22, “Noise and Vibration” also provides a table of residential and community facility sites that would require noise attenuation as a result of the Proposed Action.

### **4. DOCUMENTATION OF EXISTING RESIDENTIAL BUILDINGS**

This section includes a table and photograph inventory of existing residential and community facilities within the Project Area.

---

---

# 1: Noise Monitoring Data Sheets

---

---

Leq/Lmax/Lmin Data Sheet

Project Desc. \_\_\_\_\_ Project Remarks \_\_\_\_\_

Date of Proj. \_\_\_\_\_

LOCATION	Start	Leq	Lmin	Lmax	L-1	L-5	L-10	L-50	L-90	REMARK (SN, Filename, Weather, Extraneous Noise, etc)
N5	16:04	74.9	62	87.3	81	80	74	72	67	
N1	16:41	75.6	63.6	91.9	83	74	78	74	66	
N3	17:04	69.7	54.9	86.6	78	75	72	67	62	
N4	17:50	73.7	66.6	89.6	83	80	77	69	64	
N10	18:13	73.6	65.4	98.3	70	80	77	72	67	
N12	18:20	72.6	64.5	92.6	85	76	74	69	68	
N7	18:46	70.2	61.9	83.1	77	75	73	68	65	
N5	<del>20:22</del> 20:25	<del>74</del> 78	<del>59.2</del> 59.2	<del>86.2</del> 86.2	<del>80</del> 80	<del>79</del> 79	<del>78</del> 78	<del>71</del> 71	<del>64</del> 64	NOTE: 21:58
N1	<del>21:14</del> 21:14	<del>78</del> 78	<del>82.9</del> 82.9	<del>97.8</del> 97.8	<del>88</del> 88	<del>84</del> 84	<del>82</del> 82	<del>74</del> 74	<del>68</del> 68	22:17
N3	<del>21:38</del> 21:38	<del>67.5</del> 67.5	<del>54.3</del> 54.3	<del>85.9</del> 85.9	<del>78</del> 78	<del>73</del> 73	<del>71</del> 71	<del>63</del> 63	<del>61</del> 61	22:35
N4	<del>22:03</del> 22:03	<del>73.7</del> 73.7	<del>59.9</del> 59.9	<del>86.9</del> 86.9	<del>82</del> 82	<del>79</del> 79	<del>78</del> 78	<del>71</del> 71	<del>64</del> 64	22:53
N10	23:20	71.1	62.5	87.2	81	78	75	67	64	23:20
N12	23:40	72.1	59.3	92.4	87	82	79	68	62	23:40
N7	20:43	70.6	62.9	81.8	76	75	74	69	66	* 23:43 (AIT)
N5	6:18	73.4	59.8	86.9	82	79	78	70	68	
N1	6:46	74	68.1	88.1	84	83	82	78	71	
N3	7:07	73.7	61.3	89	82	80	77	70	63	
N4	9:25	73.2	62.4	87.4	82	78	76	71	65	
N10	7:48	76.4	67.7	90.9	85	81	79	74	70	
N12	8:22	74.9	65.1	86.1	82	78	78	74	68	
N7	9:00	78	68.3	88.4	85	82	81	76	72	

4/13 PM

4/10 11:16

4/14 AM



Leq/Lmax/Lmin Data Sheet

Project Desc. \_\_\_\_\_ Project Remarks \_\_\_\_\_

Date of Proj. \_\_\_\_\_

LOCATION	Start	Leq	Lmin	Lmax	L-1	L-5	L-10	L-50	L-90	REMARK (SN, Filename, Weather, Extraneous Noise, etc)
N5	6:34	72.1	57.7	82.4	73	76	73	66	60	
N1	6:58	78.6	66.7	86.2	83	82	79	68	68	
N3	7:19	69.9	55.3	85	74	75	73	67	62	
N4	7:38	74.8	61.7	87.9	84	84	78	71	65	
N10	8:01	75.3	66.5	86.7	81	80	75	74	70	
N12	8:30	74.6	66.7	84.3	81	79	78	73	69	
N7	8:52	74	66.9	83.2	80	77	77	73	69	
N5	11:19	67.9	54.6	92.3	75	71	69	64	62	
N11	11:40	79.6	67.4	90.2	84	82	81	76	69	
N5	12:07	72.5	60.8	85.9	81	77	76	70	63	
N7	12:25	73.6	62.6	90.7	81	78	76	72	67	
N12	12:52	74.9	65.8	92.0	86	80	77	71	68	
N10		77	62.5	102.4	88	80	74	72	66	
N4		71.7	66.3	82.5	78	75	77	70	67	
N5	16:07	69.7	58.1	80.4	77	74	73	67	63	
N1	16:25	77.1	64	93.2	83	82	80	76	68	
N3	16:55	65.7	57.7	89.1	77	69	67	63	61	
N4	17:15	70.1	63.6	83.4	80	75	72	67	64	
N16	17:39	74.7	65.4	93.3	84	80	77	71	68	
N12		74.5	60	93.3	81	79	77	71	65	
N7		73.2	63.5	86.3	80	78	77	71	68	

1/15 AM

MO

PM





Project Desc. 21  
02A02 Project Remarks

Date of Proj. 5/1/03

LOCATION	Start	Leq	Lmin	Lmax	L-1	L-5	L-10	L-50	L-75	REMARK (SN, Filename, Weather, Extraneous Noise, etc)
N2	16:00	77.0	66.4	86.1	83	82	81	75	66	Access from Liberty New York lots of Helicopters
N6	16:22	75.7	65.2	85.2	85	77	77	73	68	
N9	16:42	74.8	65.2	82.2	80	75	78	74	63	
N14	17:04	70.4	63.0	80.4	76	75	74	67	64	
N13	17:26	69.4	63.0	83.1	77	75	73	68	65	
N11	17:56	74.1	65.4	86.2	82	80	78	72	68	
N8	18:27	74.9	65.4	92.8	82	71	73	71	68	Windy
N11	20:27	71.2	66.4	82.8	79	76	75	71	64	Terrace Colled up to 1/4
N8	20:45	68.8	62.1	79.6	75	73	72	67	64	
N2	21:06	74.5	64.1	83.8	81	79	78	73	68	Wind picked up
N6	21:07	72.9	62.2	88.5	82	77	75	71	65	
N9	21:45	74.1	64	86.4	80	79	78	72	67	Helicopter noise - 1/4
N14	22:06	71.1	60.5	84.5	79	76	74	69	64	
N13	22:30	67.8	61.9	78.9	74	73	71	66	63	
	5/1/03									
N2	6:24	78.1	64	84.5	85	84	82	78	69	
N6	6:43	74.5	62.1	86.4	83	79	78	73	66	Very busy at Helo - 1/4
N9	7:03	75.7	66.1	85.1	82	80	79	75	68	
N14	7:27	72.8	64.2	82.6	79	77	76	71	67	71
N13	7:46	72.1	65.1	80.4	78	77	76	72	68	lots of traffic
N11	8:04	76.7	68.1	76.2	82	81	79	75	71	GRUNGE, lots of Helo - 1/4



Project Desc. 02A21 Project Remarks  
 Date of Proj. 5/14/03

LOCATION	Start	Leq	Lmin	Lmax	L-1	L-5	L-10	L-50	L-70	REMARK (SN, Filename, Weather, Extraneous Noise, etc)
N2	11:15	77.2	66.9	88.6	85	83	81	75	70	Lmax 88.1
N6	11:36	74.3	65.6	87.6	82	79	77	72	68	
N9	11:54	74.9	67.8	89.7	81	79	77	74	71	SOME WORK IN YARD
N14	12:15	72.7	65.7	84.0	80	77	76	71	68	
N13	12:36	71.5	65.8	82.5	79	76	74	70	67	
N11	12:54	73.8	66.1	86.3	82	78	76	72	69	
N8	13:10	73.2	66.1	86.1	81	78	75	72	68	
N2	16:49	79.5	61.9	92.4	86	83	82	76	68	
N6	17:09	75	62.2	87.6	83	80	79	73	66	
N9	17:29	74.3	64.1	90.1	82	78	77	73	68	
N14	17:48	72.2	65.6	89.2	80	77	75	70	68	
N13	18:08	75	67.4	88.5	84	78	77	73	68	
N11	18:25	74.7	66.2	88.3	81	80	78	73	68	
N8	18:42	73.6	64.6	84.4	81	78	77	71	66	
N8	20:40	73.2	60.9	86.7	82	79	76	70	65	
N2	21:01	71.1	62.7	87.8	80	76	75	69	64	
N9	21:14	72.9	61.5	85.9	79	78	76	72	64	
N14	21:55	70.9	61.0	88.6	79	75	73	69	65	
N13	22:17	69.2	62.5	79.5	75	72	70	66	62	
N11	22:35	70.6	59.7	82.6	78	76	74	68	64	
N6	22:56	75.1	67.0	85.6	82	80	78	75	67	





Leq/Lmax/Lmin Data Sheet

Project Desc. 02A7-1 Project Remarks

Date of Proj. 2/4/04

LOCATION	Start	Stop	Leq	Lmin	Lmax	L-1	L-5	L-10	L-50	L-90	REMARK (SN, Filename, Weather, Extraneous Noise, etc)
NIS											Commercial Traffic
											Idle Trucks - Traffic @ 35-40MPH, 3 parking lots
AM	9:31	9:59			83	77	75	73	72	65	Home @ 8:58
LD	11:40	12:06	65.0							64	Commercial Traffic
RAA	3:48		67.8		80.1	75	72	71		64	
MT	6:32		69.4		83.0	77	75	73		68	Commercial Traffic
WE	3:33	3:53	65.2		85.1	74	69	67		62	WE Traffic Light (Very) Easter Traffic, No HT, Very Light RT for one (1-2-04) Low hum in background suspect fan from building at Bridal Shop w/ parking lot adjacent near Residential on the block - Mostly Commercial Parking lots expose Residential on the other blocks. Commercial lot adjacent the Port Authority Bus RAMP



Location	Vibration Event	Vel (in/sec)	VdB	Freq (Hz)	
V1	E1	0.051	94	53,40	
	E2		<60		
	E3		<60		
	E4	0.046	93	40, 53	
V2	E5		<60		
V3	E6	0.01	80	30	
		0.004	72	30	
V4	E7	0.007	77	50	
V5	E8	0.002	66	100, 90	
V6	E9		<60		
V7	E10	0.057	95	10	Bus hits curb
		0.004	72		Typical
	E11		<60		
V8	E12	0.001	60	63, 35, 80	Bus Depot, HVAC nearby
V9	E13	0.001	60	80	
V10	E14		<60		
V11	E15	0.001	60	14, 36	
V12	E16		<60		
V13	E17		<60		
		0.012	82	16, 2, 8, 3	
V14	E19		<60		
V15	E20	0.027	89	18, 2, 8, 3	Train Platform
V16	E21	0.005	74	95	Train Platform, Joint nearby
	E22	0.063	96	88, 61	Train Platform, Joint nearby

Time of Event	Max X g	Max Y g	Max Z g	RMS X g	RMS Y g	RMS Z g	Velocity X inches/s	Velocity Y inches/s	Velocity Z inches/s	Samples	Comment
1:1 May 29, 2003 8:45:31 pm	0.027	0.001	0.002	0.007	0.000	0.001	0.014	-0.003	-0.002	Unknown	
1:2 May 29, 2003 8:45:33 pm	0.026	0.002	0.001	0.006	0.001	0.001	-0.015	-0.005	-0.002	256.000	
1:3 May 29, 2003 8:45:34 pm	0.026	0.002	0.001	0.007	0.001	0.001	0.015	-0.002	-0.003	256.000	
1:4 May 29, 2003 8:45:35 pm	0.037	0.001	0.002	0.010	0.001	0.001	-0.010	-0.003	-0.003	256.000	
1:5 May 29, 2003 8:45:37 pm	0.034	0.001	0.002	0.010	0.001	0.001	-0.005	-0.003	-0.007	256.000	
1:6 May 29, 2003 8:45:38 pm	0.036	0.002	0.002	0.009	0.001	0.001	0.013	-0.002	-0.003	256.000	
1:7 May 29, 2003 8:45:40 pm	0.045	0.002	0.001	0.011	0.001	0.001	-0.035	-0.002	-0.003	256.000	
1:8 May 29, 2003 8:45:42 pm	0.015	0.001	0.001	0.006	0.001	0.001	-0.012	-0.003	-0.003	256.000	
1:9 May 29, 2003 8:45:43 pm	0.014	0.001	0.001	0.006	0.001	0.001	-0.011	-0.002	-0.003	256.000	
1:10 May 29, 2003 8:45:45 pm	0.025	0.001	0.001	0.007	0.001	0.001	0.011	-0.003	-0.002	256.000	
1:11 May 29, 2003 8:45:46 pm	0.014	0.001	0.002	0.005	0.001	0.001	-0.007	-0.006	-0.005	256.000	
1:12 May 29, 2003 8:45:48 pm	0.017	0.001	0.002	0.004	0.001	0.001	0.009	-0.003	-0.005	256.000	
1:13 May 29, 2003 8:45:49 pm	0.008	0.002	0.001	0.003	0.001	0.001	-0.008	-0.005	-0.002	256.000	
1:14 May 29, 2003 8:45:50 pm	0.017	0.001	0.001	0.004	0.001	0.001	0.008	-0.002	-0.005	256.000	
1:15 May 29, 2003 8:45:52 pm	0.010	0.001	0.002	0.002	0.001	0.001	-0.007	-0.003	-0.002	256.000	
1:16 May 29, 2003 8:45:53 pm	0.028	0.002	0.001	0.006	0.001	0.001	-0.018	-0.005	-0.003	256.000	
1:17 May 29, 2003 8:45:55 pm	0.003	0.002	0.000	0.001	0.001	0.000	0.002	-0.003	-0.003	256.000	
1:18 May 29, 2003 8:45:56 pm	0.002	0.001	0.001	0.001	0.001	0.001	-0.002	-0.003	-0.003	256.000	
1:19 May 29, 2003 8:45:58 pm	0.001	0.002	0.001	0.000	0.001	0.001	-0.001	-0.005	-0.003	256.000	
1:20 May 29, 2003 8:45:59 pm	0.005	0.000	0.001	0.001	0.000	0.001	-0.004	-0.003	-0.003	256.000	
1:21 May 29, 2003 8:46:01 pm	0.002	0.002	0.001	0.001	0.001	0.001	-0.002	-0.002	-0.003	256.000	
1:22 May 29, 2003 8:46:03 pm	0.028	0.002	0.001	0.005	0.001	0.001	-0.020	-0.002	-0.002	256.000	
1:23 May 29, 2003 8:46:05 pm	0.019	0.001	0.001	0.003	0.001	0.001	0.014	-0.002	-0.005	256.000	
1:24 May 29, 2003 8:46:07 pm	0.018	0.001	0.001	0.003	0.001	0.001	0.011	-0.001	-0.004	256.000	
1:25 May 29, 2003 8:46:08 pm	0.013	0.002	0.001	0.003	0.001	0.001	0.008	-0.003	-0.003	256.000	
1:26 May 29, 2003 8:46:10 pm	0.003	0.001	0.002	0.001	0.001	0.001	-0.002	-0.003	-0.003	256.000	
1:27 May 29, 2003 8:46:12 pm	0.003	0.001	0.001	0.001	0.001	0.001	-0.005	-0.002	-0.003	256.000	
1:28 May 29, 2003 8:46:13 pm	0.058	0.001	0.000	0.007	0.001	0.000	0.032	-0.003	-0.002	256.000	
1:29 May 29, 2003 8:46:15 pm	0.026	0.000	0.001	0.004	0.000	0.001	0.020	-0.003	-0.003	256.000	
1:30 May 29, 2003 8:46:16 pm	0.023	0.001	0.002	0.004	0.001	0.001	-0.017	-0.005	-0.004	256.000	
1:31 May 29, 2003 8:46:18 pm	0.033	0.001	0.000	0.005	0.001	0.000	0.021	-0.003	-0.003	256.000	
1:32 May 29, 2003 8:46:20 pm	0.010	0.001	0.001	0.002	0.001	0.001	-0.005	-0.005	-0.012	256.000	
1:33 May 29, 2003 8:46:22 pm	0.038	0.001	0.001	0.005	0.000	0.001	0.025	-0.004	-0.003	256.000	
1:34 May 29, 2003 8:46:23 pm	0.008	0.000	0.001	0.002	0.000	0.001	-0.007	-0.003	-0.003	256.000	

Time of Event	Max X g	Max Y g	Max Z g	RMS X g	RMS Y g	RMS Z g	Velocity X inches/s	Velocity Y inches/s	Velocity Z inches/s	Samples	Comment
1:35	0.003	0.001	0.001	0.001	0.001	0.001	0.002	-0.003	-0.002	Unknown	
1:36	0.014	0.000	0.000	0.003	0.000	0.000	-0.010	0.000	-0.003	256.000	
1:37	0.006	0.000	0.001	0.002	0.001	0.001	-0.005	-0.003	-0.003	256.000	
1:38	0.005	0.000	0.002	0.002	0.000	0.001	-0.005	-0.003	-0.006	256.000	
1:39	0.004	0.001	0.001	0.001	0.001	0.001	0.004	-0.003	-0.003	256.000	
1:40	0.004	0.001	0.002	0.002	0.001	0.001	-0.002	-0.002	-0.005	256.000	
1:41	0.008	0.002	0.000	0.002	0.001	0.000	-0.005	-0.002	-0.003	256.000	
1:42	0.031	0.000	0.001	0.003	0.000	0.000	0.015	-0.003	-0.003	256.000	
1:43	0.045	0.000	0.000	0.006	0.000	0.000	0.026	-0.003	-0.003	256.000	
1:44	0.041	0.001	0.001	0.008	0.001	0.001	-0.025	-0.003	-0.005	256.000	
1:45	0.036	0.000	0.001	0.006	0.000	0.001	0.023	-0.003	-0.003	256.000	
1:46	0.048	0.001	0.001	0.006	0.001	0.001	0.033	-0.004	-0.003	256.000	
1:47	0.045	0.001	0.001	0.006	0.001	0.001	0.027	-0.002	-0.003	256.000	
1:48	0.002	0.001	0.000	0.001	0.001	0.000	-0.003	-0.002	-0.003	256.000	
1:49	0.031	0.002	0.000	0.005	0.001	0.000	-0.021	0.003	-0.003	256.000	
1:50	0.005	0.000	0.000	0.001	0.000	0.000	-0.003	-0.003	-0.003	256.000	
1:51	0.006	0.001	0.001	0.001	0.001	0.001	0.005	-0.003	-0.003	256.000	
1:52	0.002	0.001	0.001	0.001	0.000	0.001	0.001	-0.002	-0.003	256.000	
1:53	0.002	0.002	0.000	0.001	0.001	0.000	-0.002	-0.005	-0.003	256.000	
1:54	0.002	0.001	0.000	0.001	0.001	0.000	-0.002	-0.003	-0.003	256.000	
1:55	0.002	0.001	0.001	0.001	0.001	0.001	-0.002	-0.005	-0.003	256.000	
1:56	0.004	0.000	0.001	0.001	0.000	0.001	-0.003	-0.003	-0.003	256.000	
1:57	0.002	0.001	0.001	0.001	0.001	0.001	-0.002	-0.003	-0.003	256.000	
1:58	0.006	0.001	0.001	0.001	0.001	0.001	-0.003	-0.003	-0.006	256.000	
1:59	0.002	0.000	0.001	0.001	0.000	0.001	-0.001	-0.003	-0.005	256.000	
1:60	0.036	0.001	0.000	0.006	0.001	0.000	0.020	-0.003	-0.003	256.000	
1:61	0.006	0.001	0.001	0.001	0.000	0.001	0.004	-0.002	-0.006	256.000	
1:62	0.599	0.056	0.043	0.082	0.020	0.019	1.872	-0.561	-0.548	256.000	
2: 1	0.001	0.000	0.000	0.000	0.000	0.000	0.001	-0.004	-0.003	256.000	
2: 2	0.005	0.000	0.000	0.001	0.001	0.000	-0.003	-0.003	-0.003	256.000	
2: 3	0.012	0.000	0.001	0.002	0.000	0.001	0.009	-0.003	-0.006	256.000	
2: 4	0.021	0.000	0.000	0.005	0.000	0.000	-0.023	-0.003	-0.003	256.000	
2: 5	0.065	0.000	0.000	0.007	0.000	0.000	0.063	-0.003	-0.003	256.000	
2: 6	0.014	0.000	0.000	0.005	0.000	0.000	-0.032	0.000	-0.003	256.000	

E 22



Time of Event	Max X g	Max Y g	Max Z g	RMS X g	RMS Y g	RMS Z g	Velocity X inches/s	Velocity Y inches/s	Velocity Z inches/s	Samples	Comment
2: 7 May 29, 2003 8:58:52 pm	0.032	0.000	0.000	0.007	0.000	0.000	0.013	-0.003	-0.003	Unknown	
2: 8 May 29, 2003 8:58:54 pm	0.029	0.000	0.000	0.005	0.000	0.000	0.026	-0.003	-0.003	256.000	
2: 9 May 29, 2003 8:58:55 pm	0.018	0.000	0.000	0.004	0.000	0.000	-0.016	-0.003	-0.003	256.000	
2:10 May 29, 2003 8:58:57 pm	0.031	0.000	0.000	0.007	0.000	0.000	0.029	-0.001	-0.003	256.000	
2:11 May 29, 2003 8:58:59 pm	0.020	0.000	0.000	0.007	0.001	0.000	-0.030	-0.003	-0.003	256.000	
2:12 May 29, 2003 8:59:00 pm	0.012	0.000	0.000	0.003	0.000	0.000	0.006	-0.003	-0.003	256.000	
2:13 May 29, 2003 8:59:01 pm	0.017	0.000	0.000	0.006	0.000	0.000	-0.027	-0.006	-0.003	256.000	
2:14 May 29, 2003 8:59:03 pm	0.014	0.000	0.000	0.002	0.000	0.000	0.015	-0.003	-0.003	256.000	
2:15 May 29, 2003 8:59:04 pm	0.022	0.001	0.000	0.006	0.001	0.000	-0.022	-0.003	-0.003	256.000	
2:16 May 29, 2003 8:59:06 pm	0.012	0.000	0.000	0.003	0.000	0.000	-0.039	-0.003	-0.003	256.000	
2:17 May 29, 2003 8:59:07 pm	0.029	0.000	0.001	0.005	0.000	0.001	0.022	-0.003	-0.003	256.000	
2:18 May 29, 2003 8:59:09 pm	0.027	0.001	0.000	0.006	0.001	0.000	0.024	-0.003	-0.003	256.000	
2:19 May 29, 2003 8:59:11 pm	0.008	0.000	0.000	0.002	0.000	0.000	0.006	-0.003	-0.003	256.000	
2:20 May 29, 2003 8:59:12 pm	0.010	0.000	0.000	0.002	0.000	0.000	0.009	-0.003	-0.003	256.000	
2:21 May 29, 2003 8:59:14 pm	0.002	0.000	0.001	0.001	0.000	0.001	0.003	-0.003	-0.003	256.000	
2:22 May 29, 2003 8:59:15 pm	0.002	0.000	0.000	0.001	0.000	0.000	0.002	-0.003	-0.003	256.000	
2:23 May 29, 2003 8:59:17 pm	0.002	0.000	0.000	0.001	0.000	0.001	-0.002	-0.003	-0.003	256.000	
2:24 May 29, 2003 8:59:18 pm	0.004	0.000	0.000	0.001	0.000	0.000	0.003	-0.003	-0.003	256.000	
2:25 May 29, 2003 8:59:19 pm	0.005	0.000	0.000	0.001	0.000	0.000	0.005	-0.003	-0.003	256.000	
2:26 May 29, 2003 8:59:21 pm	0.003	0.000	0.000	0.001	0.000	0.000	0.002	-0.003	-0.003	256.000	
2:27 May 29, 2003 8:59:22 pm	0.004	0.000	0.000	0.001	0.000	0.000	-0.004	-0.004	-0.003	256.000	
2:28 May 29, 2003 8:59:24 pm	0.004	0.000	0.000	0.001	0.000	0.000	-0.003	-0.004	-0.003	256.000	
2:29 May 29, 2003 8:59:25 pm	0.005	0.000	0.000	0.001	0.000	0.000	0.003	-0.003	-0.003	256.000	
2:30 May 29, 2003 8:59:27 pm	0.003	0.000	0.000	0.001	0.000	0.000	-0.003	-0.003	-0.003	256.000	
2:31 May 29, 2003 8:59:29 pm	0.004	0.000	0.000	0.001	0.000	0.000	0.003	-0.003	-0.003	256.000	
2:32 May 29, 2003 8:59:31 pm	0.002	0.000	0.000	0.001	0.000	0.000	-0.001	-0.003	-0.003	256.000	
2:33 May 29, 2003 8:59:32 pm	0.002	0.003	0.003	0.001	0.001	0.001	-0.003	0.033	0.013	256.000	

	Time of Event	Max X			Max Y			Max Z			RMS X			RMS Y			RMS Z			Velocity X inches/s	Velocity Y inches/s	Velocity Z inches/s	Comment
		g	g	g	g	g	g	g	g	g	g	g	g	g	g	g	g	g	g				
1: 1	May 29, 2003 10:42:20 am	0.022	0.001	0.000	0.007	0.001	0.000	0.007	0.001	0.000	0.007	0.001	0.000	0.007	0.001	0.000	0.007	0.001	0.000	0.051	-0.003	-0.003	
1: 2	May 29, 2003 10:42:22 am	0.018	0.001	0.001	0.007	0.001	0.001	0.007	0.001	0.001	0.007	0.001	0.001	0.007	0.001	0.001	0.007	0.001	0.001	-0.026	-0.003	-0.003	
1: 3	May 29, 2003 10:42:23 am	0.026	0.001	0.001	0.009	0.001	0.001	0.009	0.001	0.001	0.009	0.001	0.001	0.009	0.001	0.001	0.009	0.001	0.001	0.030	-0.003	-0.003	
1: 4	May 29, 2003 10:42:25 am	0.019	0.001	0.001	0.007	0.001	0.001	0.007	0.001	0.001	0.007	0.001	0.001	0.007	0.001	0.001	0.007	0.001	0.001	-0.033	-0.005	-0.003	
1: 5	May 29, 2003 10:42:26 am	0.007	0.001	0.001	0.003	0.001	0.001	0.003	0.001	0.001	0.003	0.001	0.001	0.003	0.001	0.001	0.003	0.001	0.001	-0.011	-0.003	-0.003	
1: 6	May 29, 2003 10:42:28 am	0.008	0.001	0.000	0.002	0.001	0.000	0.002	0.001	0.000	0.002	0.001	0.000	0.002	0.001	0.000	0.002	0.001	0.000	0.008	-0.003	-0.003	
1: 7	May 29, 2003 10:42:30 am	0.008	0.000	0.000	0.002	0.000	0.000	0.002	0.001	0.000	0.002	0.001	0.000	0.002	0.001	0.000	0.002	0.001	0.000	-0.004	-0.003	-0.003	
1: 8	May 29, 2003 10:42:31 am	0.007	0.002	0.001	0.002	0.001	0.002	0.002	0.001	0.000	0.002	0.001	0.000	0.002	0.001	0.000	0.002	0.001	0.000	0.005	-0.003	-0.003	
1: 9	May 29, 2003 10:42:33 am	0.008	0.001	0.001	0.002	0.001	0.001	0.002	0.001	0.001	0.002	0.001	0.001	0.002	0.001	0.001	0.002	0.001	0.001	0.006	-0.003	-0.003	
1:10	May 29, 2003 10:42:34 am	0.006	0.001	0.001	0.001	0.001	0.001	0.002	0.000	0.001	0.002	0.000	0.001	0.002	0.000	0.001	0.002	0.001	0.001	-0.004	-0.003	-0.006	
1:11	May 29, 2003 10:42:36 am	0.007	0.001	0.001	0.001	0.001	0.001	0.002	0.001	0.001	0.002	0.001	0.001	0.002	0.001	0.001	0.002	0.001	0.001	-0.010	-0.003	-0.003	
1:12	May 29, 2003 10:42:38 am	0.007	0.000	0.000	0.002	0.000	0.000	0.002	0.001	0.000	0.002	0.001	0.000	0.002	0.001	0.000	0.002	0.001	0.000	0.004	-0.003	-0.002	
1:13	May 29, 2003 10:42:39 am	0.004	0.000	0.001	0.001	0.000	0.001	0.002	0.000	0.000	0.002	0.000	0.001	0.002	0.000	0.001	0.002	0.001	0.001	-0.010	-0.003	-0.003	
1:14	May 29, 2003 10:42:41 am	0.005	0.001	0.000	0.002	0.001	0.000	0.002	0.001	0.000	0.002	0.001	0.000	0.002	0.001	0.000	0.002	0.001	0.000	0.005	-0.003	-0.006	
1:15	May 29, 2003 10:42:42 am	0.004	0.001	0.001	0.001	0.001	0.001	0.001	0.001	0.001	0.001	0.001	0.001	0.001	0.001	0.001	0.001	0.001	0.001	0.006	-0.003	-0.003	
1:16	May 29, 2003 10:42:44 am	0.003	0.001	0.001	0.001	0.001	0.001	0.001	0.001	0.001	0.001	0.001	0.001	0.001	0.001	0.001	0.001	0.001	0.001	0.005	-0.003	-0.003	
1:17	May 29, 2003 10:42:45 am	0.001	0.002	0.001	0.000	0.001	0.000	0.001	0.000	0.001	0.000	0.001	0.001	0.000	0.001	0.001	0.000	0.001	0.001	0.002	-0.003	-0.003	
1:18	May 29, 2003 10:42:47 am	0.001	0.002	0.002	0.000	0.002	0.000	0.000	0.001	0.001	0.000	0.001	0.001	0.000	0.001	0.001	0.000	0.001	0.001	0.002	0.003	0.004	
1:19	May 29, 2003 10:42:49 am	0.001	0.002	0.002	0.000	0.002	0.000	0.000	0.001	0.001	0.000	0.001	0.001	0.000	0.001	0.001	0.000	0.001	0.001	0.001	0.004	0.003	
1:20	May 29, 2003 10:43:15 am	0.000	0.002	0.002	0.000	0.002	0.000	0.000	0.001	0.001	0.000	0.001	0.001	0.000	0.001	0.001	0.000	0.001	0.000	0.000	0.003	0.003	
1:21	May 29, 2003 10:43:26 am	0.000	0.002	0.002	0.000	0.002	0.000	0.000	0.001	0.001	0.000	0.001	0.001	0.000	0.001	0.001	0.000	0.001	0.000	0.000	0.004	0.003	
1:22	May 29, 2003 10:43:31 am	0.000	0.002	0.002	0.000	0.002	0.000	0.000	0.001	0.001	0.000	0.001	0.001	0.000	0.001	0.001	0.000	0.001	0.000	0.000	0.007	0.003	
1:23	May 29, 2003 10:43:41 am	0.001	0.000	0.000	0.000	0.000	0.000	0.000	0.000	0.000	0.000	0.000	0.000	0.000	0.000	0.000	0.000	0.000	0.000	0.003	-0.003	-0.003	
4: 1	May 29, 2003 10:53:28 am	0.022	0.003	0.001	0.009	0.001	0.009	0.009	0.001	0.001	0.009	0.001	0.001	0.009	0.001	0.001	0.009	0.001	0.001	-0.029	-0.010	-0.009	
4: 2	May 29, 2003 10:53:29 am	0.032	0.013	0.008	0.012	0.003	0.003	0.012	0.003	0.003	0.012	0.003	0.003	0.012	0.003	0.003	0.012	0.003	0.003	0.046	-0.079	-0.076	
4: 3	May 29, 2003 10:53:31 am	0.015	0.001	0.001	0.006	0.000	0.000	0.006	0.000	0.000	0.006	0.000	0.000	0.006	0.000	0.000	0.006	0.000	0.000	-0.025	-0.003	-0.003	
4: 4	May 29, 2003 10:53:32 am	0.005	0.000	0.000	0.001	0.000	0.000	0.001	0.000	0.000	0.001	0.000	0.000	0.001	0.000	0.000	0.001	0.000	0.000	0.006	0.000	-0.003	
4: 5	May 29, 2003 10:53:34 am	0.001	0.000	0.000	0.000	0.000	0.000	0.000	0.000	0.000	0.000	0.000	0.000	0.000	0.000	0.000	0.000	0.000	0.000	-0.002	-0.003	-0.003	
4: 6	May 29, 2003 10:53:36 am	0.000	0.002	0.002	0.000	0.002	0.000	0.000	0.001	0.001	0.000	0.001	0.001	0.000	0.001	0.001	0.000	0.001	0.000	0.000	-0.007	-0.004	
4: 7	May 29, 2003 10:53:45 am	0.000	0.002	0.001	0.000	0.001	0.000	0.000	0.001	0.001	0.000	0.001	0.001	0.000	0.001	0.001	0.000	0.001	0.000	0.003	0.002	-0.003	
4: 8	May 29, 2003 10:53:48 am	0.001	0.002	0.002	0.000	0.002	0.000	0.000	0.001	0.001	0.000	0.001	0.001	0.000	0.001	0.001	0.000	0.001	0.000	0.001	0.003	0.008	
4: 9	May 29, 2003 10:53:56 am	0.001	0.002	0.002	0.000	0.002	0.000	0.000	0.001	0.001	0.000	0.001	0.001	0.000	0.001	0.001	0.000	0.001	0.000	0.001	0.003	0.008	
4:10	May 29, 2003 10:54:01 am	0.001	0.002	0.002	0.000	0.002	0.000	0.000	0.001	0.001	0.000	0.001	0.001	0.000	0.001	0.001	0.000	0.001	0.000	-0.002	0.006	0.003	
4:11	May 29, 2003 10:54:13 am	0.001	0.002	0.002	0.000	0.002	0.000	0.000	0.001	0.001	0.000	0.001	0.001	0.000	0.001	0.001	0.000	0.001	0.000	-0.002	0.003	0.003	

Time of Event	Max X			Max Y			Max Z			RMS X			RMS Y			RMS Z			Velocity X			Velocity Y			Velocity Z			Comment
	g	g	g	g	g	g	g	g	g	g	g	g	g	g	g	g	g	g	inches/s	inches/s	inches/s	inches/s	inches/s	inches/s	inches/s	inches/s	inches/s	
6: 1	0.001	0.002	0.002	0.002	0.002	0.002	0.000	0.001	0.001	0.001	0.001	0.001	0.001	0.001	0.001	0.003	0.003	0.003	-0.003	0.003	0.003	-0.004	-0.004	-0.004				
6: 2	0.001	0.002	0.001	0.001	0.001	0.000	0.000	0.001	0.001	0.001	0.001	0.001	0.001	0.001	0.001	-0.003	0.003	0.003	-0.003	0.003	0.003	-0.002	-0.002	-0.002				
6: 3	0.001	0.001	0.001	0.001	0.001	0.000	0.000	0.001	0.001	0.001	0.001	0.001	0.001	0.001	0.001	0.002	-0.003	-0.003	-0.003	0.002	-0.003	-0.006	-0.006	-0.006				
6: 4	0.001	0.002	0.002	0.002	0.002	0.000	0.000	0.001	0.001	0.001	0.001	0.001	0.001	0.001	0.001	0.002	0.002	0.002	0.002	0.002	0.002	-0.007	-0.007	-0.007				
6: 5	0.001	0.001	0.001	0.000	0.000	0.000	0.000	0.001	0.001	0.000	0.000	0.000	0.000	0.000	0.000	-0.003	-0.003	-0.003	-0.003	-0.003	-0.003	-0.003	-0.003	-0.003				
6: 6	0.001	0.000	0.000	0.000	0.000	0.000	0.000	0.001	0.001	0.000	0.000	0.000	0.000	0.000	0.000	0.003	-0.003	-0.003	0.003	0.003	0.003	-0.003	-0.003	-0.003				
6: 7	0.001	0.002	0.001	0.002	0.001	0.000	0.000	0.001	0.001	0.001	0.001	0.001	0.001	0.001	0.001	0.003	-0.003	-0.003	0.003	0.003	0.003	-0.006	-0.006	-0.006				
6: 8	0.001	0.002	0.002	0.001	0.002	0.001	0.000	0.001	0.001	0.001	0.001	0.001	0.001	0.001	0.001	-0.007	0.003	0.003	-0.007	0.003	0.003	0.002	0.002	0.002				
6: 9	0.001	0.002	0.001	0.002	0.001	0.000	0.000	0.001	0.001	0.001	0.001	0.001	0.001	0.001	0.001	-0.001	0.001	0.001	-0.001	0.001	0.001	0.002	0.002	0.002				
6:10	0.001	0.002	0.002	0.002	0.002	0.001	0.000	0.001	0.001	0.001	0.001	0.001	0.001	0.001	0.001	-0.010	0.003	0.003	-0.010	0.003	0.003	-0.011	-0.011	-0.011				
6:11	0.000	0.002	0.002	0.002	0.002	0.001	0.000	0.001	0.001	0.001	0.001	0.001	0.001	0.001	0.001	-0.003	-0.006	-0.006	-0.003	-0.006	-0.006	-0.003	-0.003	-0.003				
6:12	0.002	0.002	0.001	0.000	0.000	0.000	0.000	0.001	0.001	0.000	0.000	0.000	0.000	0.000	0.000	0.003	-0.003	-0.003	0.003	0.003	0.003	-0.003	-0.003	-0.003				
6:13	0.001	0.002	0.001	0.002	0.001	0.000	0.000	0.001	0.001	0.001	0.001	0.001	0.001	0.001	0.001	-0.002	-0.003	-0.003	-0.002	-0.003	-0.003	-0.006	-0.006	-0.006				
6:14	0.001	0.001	0.001	0.001	0.001	0.000	0.000	0.001	0.001	0.001	0.001	0.001	0.001	0.001	0.001	0.001	0.001	0.001	0.001	0.001	0.001	-0.003	-0.003	-0.003				
6:15	0.000	0.002	0.001	0.002	0.001	0.000	0.000	0.001	0.001	0.001	0.001	0.001	0.001	0.001	0.001	-0.002	-0.003	-0.003	-0.002	-0.003	-0.003	-0.006	-0.006	-0.006				
6:16	0.001	0.001	0.001	0.001	0.001	0.001	0.000	0.001	0.001	0.001	0.001	0.001	0.001	0.001	0.001	0.001	0.001	0.001	0.001	0.001	0.001	-0.003	-0.003	-0.003				
6:17	0.001	0.002	0.002	0.001	0.002	0.001	0.000	0.001	0.001	0.001	0.001	0.001	0.001	0.001	0.001	0.002	0.002	0.002	0.002	0.002	0.002	-0.003	-0.003	-0.003				
6:18	0.001	0.002	0.001	0.002	0.001	0.000	0.000	0.001	0.001	0.001	0.001	0.001	0.001	0.001	0.001	0.002	-0.004	-0.004	0.002	-0.004	-0.004	-0.003	-0.003	-0.003				
6:19	0.001	0.001	0.001	0.000	0.000	0.000	0.000	0.001	0.001	0.000	0.000	0.000	0.000	0.000	0.000	0.002	-0.003	-0.003	0.002	-0.003	-0.003	-0.003	-0.003	-0.003				
6:20	0.000	0.002	0.002	0.002	0.002	0.001	0.000	0.001	0.001	0.001	0.001	0.001	0.001	0.001	0.001	-0.002	0.003	0.003	-0.002	0.003	0.003	0.001	0.001	0.001				
6:21	0.001	0.001	0.001	0.000	0.000	0.000	0.000	0.001	0.001	0.000	0.000	0.000	0.000	0.000	0.000	0.004	-0.003	-0.003	0.004	-0.003	-0.003	-0.003	-0.003	-0.003				
6:22	0.000	0.000	0.000	0.000	0.000	0.000	0.000	0.001	0.001	0.000	0.000	0.000	0.000	0.000	0.000	0.000	-0.003	-0.003	0.000	-0.003	-0.003	-0.006	-0.006	-0.006				
6:23	0.001	0.002	0.002	0.002	0.002	0.001	0.000	0.001	0.001	0.001	0.001	0.001	0.001	0.001	0.001	0.002	0.004	0.004	0.002	0.004	0.004	-0.006	-0.006	-0.006				
6:24	0.001	0.001	0.001	0.000	0.000	0.000	0.000	0.001	0.001	0.000	0.000	0.000	0.000	0.000	0.000	0.002	-0.005	-0.005	0.002	-0.005	-0.005	-0.003	-0.003	-0.003				
7: 1	0.001	0.002	0.001	0.002	0.001	0.000	0.000	0.001	0.001	0.001	0.001	0.001	0.001	0.001	0.001	-0.002	0.003	0.003	-0.002	0.003	0.003	-0.008	-0.008	-0.008				
7: 2	0.001	0.002	0.002	0.002	0.002	0.001	0.000	0.001	0.001	0.001	0.001	0.001	0.001	0.001	0.001	0.002	0.002	0.002	0.002	0.002	0.002	0.002	0.002	0.002				
7: 3	0.001	0.001	0.001	0.001	0.001	0.002	0.000	0.001	0.001	0.001	0.001	0.001	0.001	0.001	0.001	-0.002	-0.003	-0.003	-0.002	-0.003	-0.003	0.003	0.003	0.003				
7: 4	0.001	0.002	0.002	0.002	0.002	0.001	0.000	0.001	0.001	0.001	0.001	0.001	0.001	0.001	0.001	-0.003	0.004	0.004	-0.003	0.004	0.004	0.005	0.005	0.005				
7: 5	0.001	0.002	0.001	0.002	0.001	0.000	0.000	0.001	0.001	0.001	0.001	0.001	0.001	0.001	0.001	0.003	-0.002	-0.002	0.003	-0.002	-0.002	-0.003	-0.003	-0.003				
7: 6	0.001	0.002	0.002	0.002	0.002	0.001	0.000	0.001	0.001	0.001	0.001	0.001	0.001	0.001	0.001	-0.003	0.003	0.003	-0.003	0.003	0.003	-0.004	-0.004	-0.004				
7: 7	0.001	0.002	0.002	0.001	0.002	0.001	0.000	0.001	0.001	0.001	0.001	0.001	0.001	0.001	0.001	0.004	0.003	0.003	0.004	0.003	0.003	-0.009	-0.009	-0.009				
7: 8	0.001	0.002	0.002	0.002	0.002	0.001	0.000	0.001	0.001	0.001	0.001	0.001	0.001	0.001	0.001	0.003	0.003	0.003	0.003	0.003	0.003	0.004	0.004	0.004				
7: 9	0.001	0.002	0.001	0.002	0.001	0.000	0.000	0.001	0.001	0.000	0.000	0.000	0.000	0.000	0.000	-0.002	-0.002	-0.002	-0.002	-0.002	-0.002	-0.005	-0.005	-0.005				
7:10	0.001	0.002	0.002	0.002	0.002	0.001	0.000	0.001	0.001	0.001	0.001	0.001	0.001	0.001	0.001	-0.003	-0.006	-0.006	-0.003	-0.006	-0.006	0.002	0.002	0.002				

Time of Event	Max X			Max Y			Max Z			RMS X			RMS Y			RMS Z			Velocity X inches/s	Velocity Y inches/s	Velocity Z inches/s	Comment	
	g	g	g	g	g	g	g	g	g	g	g	g	g	g	g	g	g	g					
7:11	0.001	0.000	0.000	0.000	0.000	0.000	0.000	0.000	0.000	0.000	0.000	0.000	0.000	0.000	0.000	0.000	0.000	0.000	0.003	-0.003	-0.003		
7:12	0.002	0.000	0.000	0.000	0.000	0.000	0.000	0.000	0.000	0.000	0.000	0.000	0.000	0.000	0.000	0.000	0.000	0.000	-0.003	-0.003	-0.003		
7:13	0.001	0.000	0.000	0.000	0.000	0.000	0.000	0.000	0.000	0.000	0.000	0.000	0.000	0.000	0.000	0.000	0.000	0.000	0.000	-0.003	-0.003	-0.003	
7:14	0.001	0.002	0.002	0.000	0.000	0.000	0.000	0.000	0.000	0.000	0.000	0.000	0.000	0.000	0.000	0.000	0.000	0.000	0.002	0.005	-0.004		
7:15	0.001	0.001	0.000	0.000	0.000	0.000	0.000	0.000	0.000	0.000	0.000	0.000	0.000	0.000	0.000	0.000	0.000	0.000	0.001	-0.003	-0.004		
7:16	0.001	0.002	0.001	0.000	0.000	0.000	0.000	0.000	0.000	0.000	0.000	0.000	0.000	0.000	0.000	0.000	0.000	0.000	0.002	-0.005	-0.002		
7:17	0.001	0.002	0.002	0.000	0.000	0.000	0.000	0.000	0.000	0.000	0.000	0.000	0.000	0.000	0.000	0.000	0.000	0.000	0.001	0.002	0.003		
7:18	0.001	0.002	0.001	0.000	0.000	0.000	0.000	0.000	0.000	0.000	0.000	0.000	0.000	0.000	0.000	0.000	0.000	0.000	-0.001	0.005	-0.002		
7:19	0.001	0.002	0.002	0.000	0.000	0.000	0.000	0.000	0.000	0.000	0.000	0.000	0.000	0.000	0.000	0.000	0.000	0.000	0.001	0.002	0.002		
7:20	0.001	0.001	0.000	0.000	0.000	0.000	0.000	0.000	0.000	0.000	0.000	0.000	0.000	0.000	0.000	0.000	0.000	0.000	0.003	-0.003	-0.003		
7:21	0.000	0.002	0.002	0.000	0.000	0.000	0.000	0.000	0.000	0.000	0.000	0.000	0.000	0.000	0.000	0.000	0.000	0.000	-0.001	0.003	0.003		
7:22	0.001	0.002	0.002	0.000	0.000	0.000	0.000	0.000	0.000	0.000	0.000	0.000	0.000	0.000	0.000	0.000	0.000	0.000	0.002	0.003	0.004		
7:23	0.001	0.002	0.002	0.000	0.000	0.000	0.000	0.000	0.000	0.000	0.000	0.000	0.000	0.000	0.000	0.000	0.000	0.000	0.001	0.003	0.001		
7:24	0.001	0.002	0.001	0.000	0.000	0.000	0.000	0.000	0.000	0.000	0.000	0.000	0.000	0.000	0.000	0.000	0.000	0.000	0.001	0.003	-0.004		
7:25	0.001	0.002	0.002	0.000	0.000	0.000	0.000	0.000	0.000	0.000	0.000	0.000	0.000	0.000	0.000	0.000	0.000	0.000	0.002	0.004	-0.008		
7:26	0.001	0.002	0.001	0.000	0.000	0.000	0.000	0.000	0.000	0.000	0.000	0.000	0.000	0.000	0.000	0.000	0.000	0.000	0.002	0.006	-0.004		
7:27	0.000	0.002	0.002	0.000	0.000	0.000	0.000	0.000	0.000	0.000	0.000	0.000	0.000	0.000	0.000	0.000	0.000	0.000	-0.002	0.003	-0.004		
7:28	0.001	0.002	0.001	0.000	0.000	0.000	0.000	0.000	0.000	0.000	0.000	0.000	0.000	0.000	0.000	0.000	0.000	0.000	0.002	0.003	-0.004		
7:29	0.001	0.002	0.002	0.000	0.000	0.000	0.000	0.000	0.000	0.000	0.000	0.000	0.000	0.000	0.000	0.000	0.000	0.000	-0.003	0.003	-0.002		
7:30	0.001	0.002	0.001	0.000	0.000	0.000	0.000	0.000	0.000	0.000	0.000	0.000	0.000	0.000	0.000	0.000	0.000	0.000	0.001	0.002	-0.002		
7:31	0.000	0.002	0.002	0.000	0.000	0.000	0.000	0.000	0.000	0.000	0.000	0.000	0.000	0.000	0.000	0.000	0.000	0.000	0.001	0.003	0.004		
7:32	0.001	0.002	0.001	0.000	0.000	0.000	0.000	0.000	0.000	0.000	0.000	0.000	0.000	0.000	0.000	0.000	0.000	0.000	0.002	0.003	-0.003		
7:33	0.001	0.002	0.002	0.000	0.000	0.000	0.000	0.000	0.000	0.000	0.000	0.000	0.000	0.000	0.000	0.000	0.000	0.000	0.001	0.003	0.012		
7:34	0.001	0.002	0.002	0.000	0.000	0.000	0.000	0.000	0.000	0.000	0.000	0.000	0.000	0.000	0.000	0.000	0.000	0.000	0.002	0.003	-0.002		
7:35	0.001	0.002	0.001	0.000	0.000	0.000	0.000	0.000	0.000	0.000	0.000	0.000	0.000	0.000	0.000	0.000	0.000	0.000	0.004	0.003	-0.003		
7:36	0.001	0.001	0.001	0.000	0.000	0.000	0.000	0.000	0.000	0.000	0.000	0.000	0.000	0.000	0.000	0.000	0.000	0.000	-0.001	-0.003	-0.003		
7:37	0.001	0.002	0.002	0.000	0.000	0.000	0.000	0.000	0.000	0.000	0.000	0.000	0.000	0.000	0.000	0.000	0.000	0.000	-0.002	0.003	0.002		
7:38	0.001	0.000	0.000	0.000	0.000	0.000	0.000	0.000	0.000	0.000	0.000	0.000	0.000	0.000	0.000	0.000	0.000	0.000	-0.003	-0.003	-0.003		
7:39	0.001	0.001	0.000	0.000	0.000	0.000	0.000	0.000	0.000	0.000	0.000	0.000	0.000	0.000	0.000	0.000	0.000	0.000	-0.002	-0.003	-0.003		
7:40	0.001	0.002	0.001	0.000	0.000	0.000	0.000	0.000	0.000	0.000	0.000	0.000	0.000	0.000	0.000	0.000	0.000	0.000	0.003	0.003	-0.002		
7:41	0.003	0.000	0.000	0.000	0.000	0.000	0.000	0.000	0.000	0.000	0.000	0.000	0.000	0.000	0.000	0.000	0.000	0.000	0.006	-0.003	-0.003		
7:42	0.003	0.000	0.000	0.000	0.000	0.000	0.000	0.000	0.000	0.000	0.000	0.000	0.000	0.000	0.000	0.000	0.000	0.000	-0.006	-0.003	-0.003		
7:43	0.003	0.001	0.001	0.000	0.000	0.000	0.000	0.000	0.000	0.000	0.000	0.000	0.000	0.000	0.000	0.000	0.000	0.000	-0.007	-0.003	-0.003		
7:44	0.002	0.000	0.000	0.000	0.000	0.000	0.000	0.000	0.000	0.000	0.000	0.000	0.000	0.000	0.000	0.000	0.000	0.000	-0.003	-0.003	-0.003		

Time of Event	Max X g	Max Y g	Max Z g	RMS X g	RMS Y g	RMS Z g	Velocity X inches/s	Velocity Y inches/s	Velocity Z inches/s	Comment
7:45 May 29, 2003 12:06:58 pm	0.002	0.000	0.000	0.001	0.000	0.000	0.002	-0.003	-0.003	
7:46 May 29, 2003 12:07:00 pm	0.001	0.000	0.000	0.000	0.000	0.000	-0.003	-0.003	-0.003	
7:47 May 29, 2003 12:07:01 pm	0.001	0.000	0.001	0.000	0.000	0.001	-0.002	-0.003	-0.003	
7:48 May 29, 2003 12:07:03 pm	0.001	0.002	0.001	0.000	0.001	0.001	0.002	0.005	-0.003	
7:49 May 29, 2003 12:07:05 pm	0.001	0.002	0.002	0.000	0.001	0.001	0.002	0.003	0.002	
7:50 May 29, 2003 12:07:08 pm	0.001	0.002	0.002	0.000	0.001	0.001	0.001	0.003	0.002	
7:51 May 29, 2003 12:07:10 pm	0.001	0.002	0.002	0.000	0.001	0.001	-0.001	0.003	-0.005	
7:52 May 29, 2003 12:07:13 pm	0.001	0.002	0.001	0.000	0.001	0.001	-0.002	0.006	-0.006	
7:53 May 29, 2003 12:07:15 pm	0.000	0.002	0.002	0.000	0.001	0.001	0.002	0.006	0.005	
7:54 May 29, 2003 12:07:17 pm	0.000	0.001	0.001	0.000	0.001	0.001	0.002	-0.003	-0.003	
7:55 May 29, 2003 12:07:20 pm	0.001	0.002	0.002	0.000	0.001	0.001	0.001	0.002	0.006	
7:56 May 29, 2003 12:07:22 pm	0.001	0.002	0.002	0.000	0.001	0.001	0.001	0.006	0.002	
7:57 May 29, 2003 12:07:24 pm	0.001	0.002	0.002	0.000	0.001	0.001	0.001	0.003	-0.004	
7:58 May 29, 2003 12:07:27 pm	0.001	0.002	0.002	0.000	0.001	0.001	0.001	0.003	-0.002	
7:59 May 29, 2003 12:07:29 pm	0.001	0.002	0.002	0.000	0.001	0.001	0.001	0.003	0.003	
7:60 May 29, 2003 12:07:32 pm	0.000	0.002	0.002	0.000	0.001	0.001	-0.002	0.003	0.001	
7:61 May 29, 2003 12:07:34 pm	0.001	0.002	0.002	0.000	0.001	0.001	0.001	0.005	0.003	
7:62 May 29, 2003 12:07:37 pm	0.000	0.002	0.002	0.000	0.001	0.001	0.002	0.006	-0.002	
7:63 May 29, 2003 12:07:40 pm	0.000	0.002	0.002	0.000	0.001	0.001	-0.002	0.012	-0.006	
7:64 May 29, 2003 12:07:42 pm	0.001	0.002	0.001	0.000	0.001	0.001	-0.003	0.006	-0.003	
7:65 May 29, 2003 12:07:44 pm	0.001	0.002	0.002	0.000	0.001	0.001	-0.002	0.003	0.003	
7:66 May 29, 2003 12:07:46 pm	0.001	0.002	0.002	0.000	0.001	0.001	-0.002	0.002	0.005	
7:67 May 29, 2003 12:07:49 pm	0.001	0.002	0.001	0.000	0.001	0.001	0.001	0.003	-0.005	
7:68 May 29, 2003 12:07:52 pm	0.001	0.002	0.002	0.000	0.001	0.001	0.002	0.006	-0.009	
7:69 May 29, 2003 12:07:55 pm	0.000	0.002	0.002	0.000	0.001	0.001	-0.001	0.004	0.002	
7:70 May 29, 2003 12:07:59 pm	0.000	0.002	0.001	0.000	0.001	0.001	-0.001	0.003	-0.003	
7:71 May 29, 2003 12:08:01 pm	0.000	0.002	0.002	0.000	0.001	0.001	-0.001	0.003	0.004	
7:72 May 29, 2003 12:08:04 pm	0.000	0.002	0.002	0.000	0.001	0.001	-0.002	0.002	0.002	
7:73 May 29, 2003 12:08:07 pm	0.000	0.002	0.002	0.000	0.001	0.001	0.002	0.005	0.007	
7:74 May 29, 2003 12:08:13 pm	0.000	0.002	0.001	0.000	0.001	0.001	-0.001	0.003	-0.002	
7:75 May 29, 2003 12:08:17 pm	0.000	0.002	0.001	0.000	0.001	0.001	-0.002	0.003	-0.003	
7:76 May 29, 2003 12:08:22 pm	0.001	0.002	0.002	0.000	0.001	0.001	-0.001	0.003	0.006	
7:77 May 29, 2003 12:08:28 pm	0.000	0.002	0.002	0.000	0.001	0.001	-0.001	0.003	0.007	
7:78 May 29, 2003 12:08:35 pm	0.000	0.002	0.002	0.000	0.001	0.001	-0.001	0.005	0.005	

Time of Event	Max X g	Max Y g	Max Z g	RMS X g	RMS Y g	RMS Z g	Velocity X inches/s	Velocity Y inches/s	Velocity Z inches/s	Comment
7:79	0.000	0.002	0.002	0.000	0.001	0.001	-0.001	0.003	-0.001	
7:80	0.000	0.001	0.001	0.000	0.001	0.001	0.001	0.005	-0.002	
7:81	0.000	0.002	0.002	0.000	0.001	0.001	0.002	0.002	0.003	
7:82	0.000	0.002	0.002	0.000	0.001	0.001	0.001	0.005	0.003	
8: 1	0.000	0.002	0.001	0.000	0.001	0.001	0.000	0.003	-0.003	
8: 2	0.000	0.002	0.002	0.000	0.001	0.001	0.000	0.005	0.002	
8: 3	0.000	0.002	0.002	0.000	0.001	0.001	0.000	0.003	-0.002	
8: 4	0.000	0.002	0.002	0.000	0.001	0.001	0.000	0.004	0.001	
8: 5	0.000	0.002	0.002	0.000	0.001	0.001	-0.001	0.005	0.009	
8: 6	0.002	0.002	0.002	0.001	0.001	0.001	-0.002	0.004	0.005	
8: 7	0.002	0.002	0.001	0.000	0.001	0.001	-0.002	0.003	-0.003	
8: 8	0.001	0.002	0.002	0.000	0.001	0.001	0.001	0.004	0.002	
8: 9	0.000	0.002	0.001	0.000	0.001	0.001	-0.001	0.004	-0.003	
8:10	0.000	0.002	0.002	0.000	0.001	0.001	0.000	0.004	-0.003	
8:11	0.000	0.002	0.002	0.000	0.001	0.001	0.000	0.003	-0.002	
8:12	0.000	0.002	0.002	0.000	0.001	0.001	0.000	0.004	-0.006	
8:13	0.000	0.002	0.002	0.000	0.001	0.001	0.000	0.004	-0.003	
8:14	0.000	0.002	0.002	0.000	0.001	0.001	0.000	0.004	-0.003	
8:15	0.000	0.002	0.001	0.000	0.001	0.001	0.000	0.007	-0.002	
8:16	0.000	0.002	0.001	0.000	0.001	0.001	0.000	0.004	-0.003	
8:17	0.000	0.002	0.001	0.000	0.001	0.001	0.000	0.002	-0.003	
8:18	0.000	0.002	0.001	0.000	0.001	0.001	0.000	0.004	-0.003	
8:19	0.000	0.002	0.002	0.000	0.001	0.001	0.000	0.006	-0.003	
8:20	0.000	0.002	0.001	0.000	0.001	0.001	0.000	0.004	-0.003	
8:21	0.000	0.002	0.002	0.000	0.001	0.001	0.000	0.004	-0.003	
8:22	0.001	0.002	0.002	0.000	0.001	0.001	-0.001	0.003	-0.004	
8:23	0.000	0.002	0.002	0.000	0.001	0.001	0.000	0.004	0.003	
8:24	0.000	0.002	0.002	0.000	0.001	0.001	0.000	0.003	-0.002	
8:25	0.000	0.002	0.002	0.000	0.001	0.001	0.000	0.004	0.002	
8:26	0.000	0.002	0.001	0.000	0.001	0.001	0.000	0.004	-0.003	
8:27	0.000	0.002	0.001	0.000	0.001	0.001	0.000	0.004	-0.003	
8:28	0.000	0.002	0.001	0.000	0.001	0.001	0.000	0.004	-0.002	
8:29	0.000	0.003	0.002	0.000	0.001	0.001	0.000	0.015	-0.003	
8:30	0.001	0.002	0.002	0.000	0.001	0.001	0.001	0.003	0.003	

Time of Event	Max X g	Max Y g	Max Z g	RMS X g	RMS Y g	RMS Z g	VRMS X g	VRMS Y g	VRMS Z g	Velocity X inches/s	Velocity Y inches/s	Velocity Z inches/s	Comment
8:31 May 29, 2003 12:27:07 pm	0.000	0.002	0.002	0.000	0.000	0.001	0.001	0.001	0.001	-0.001	0.004	-0.005	
8:32 May 29, 2003 12:27:09 pm	0.000	0.002	0.002	0.000	0.000	0.001	0.001	0.001	0.001	-0.001	0.007	-0.002	
8:33 May 29, 2003 12:27:12 pm	0.000	0.002	0.001	0.000	0.000	0.001	0.001	0.001	0.001	0.001	0.005	-0.003	
8:34 May 29, 2003 12:27:15 pm	0.000	0.002	0.002	0.000	0.000	0.001	0.001	0.001	0.001	0.000	0.008	-0.002	
8:35 May 29, 2003 12:27:17 pm	0.000	0.002	0.001	0.000	0.000	0.001	0.001	0.001	0.001	0.000	0.008	-0.003	
8:36 May 29, 2003 12:27:20 pm	0.000	0.002	0.002	0.000	0.000	0.001	0.001	0.001	0.001	0.000	0.006	0.007	
8:37 May 29, 2003 12:27:22 pm	0.000	0.002	0.002	0.000	0.000	0.001	0.001	0.001	0.001	0.000	0.003	-0.003	
8:38 May 29, 2003 12:27:24 pm	0.001	0.002	0.001	0.000	0.000	0.001	0.001	0.001	0.001	0.001	0.003	-0.004	
8:39 May 29, 2003 12:27:26 pm	0.001	0.000	0.000	0.000	0.000	0.000	0.000	0.000	0.000	-0.001	-0.003	-0.003	
8:40 May 29, 2003 12:27:28 pm	0.000	0.002	0.001	0.000	0.000	0.001	0.001	0.001	0.001	-0.001	0.003	-0.007	
8:41 May 29, 2003 12:27:30 pm	0.000	0.002	0.002	0.000	0.000	0.001	0.001	0.001	0.001	0.001	0.003	-0.005	
8:42 May 29, 2003 12:27:33 pm	0.000	0.002	0.001	0.000	0.000	0.001	0.001	0.001	0.001	0.000	0.004	-0.008	
10: 1 May 29, 2003 1:19:24 pm	0.001	0.002	0.001	0.000	0.000	0.001	0.001	0.001	0.001	0.004	0.003	-0.003	
10: 2 May 29, 2003 1:19:26 pm	0.000	0.002	0.001	0.000	0.000	0.001	0.001	0.001	0.001	-0.001	0.003	-0.007	
10: 3 May 29, 2003 1:19:28 pm	0.001	0.000	0.000	0.000	0.000	0.000	0.000	0.000	0.000	0.003	-0.003	-0.003	
10: 4 May 29, 2003 1:19:30 pm	0.000	0.001	0.000	0.000	0.000	0.001	0.000	0.000	0.000	-0.001	-0.003	-0.003	
10: 5 May 29, 2003 1:19:32 pm	0.000	0.002	0.000	0.000	0.000	0.001	0.001	0.001	0.001	0.001	-0.003	-0.003	
10: 6 May 29, 2003 1:19:34 pm	0.000	0.001	0.000	0.000	0.000	0.001	0.001	0.001	0.001	0.001	-0.003	0.000	
10: 7 May 29, 2003 1:19:36 pm	0.000	0.001	0.000	0.000	0.000	0.001	0.001	0.001	0.001	-0.001	-0.003	-0.003	
10: 8 May 29, 2003 1:21:05 pm	0.001	0.000	0.000	0.000	0.000	0.000	0.000	0.000	0.000	0.001	-0.004	-0.003	
10: 9 May 29, 2003 1:21:08 pm	0.001	0.001	0.000	0.000	0.000	0.000	0.000	0.000	0.000	-0.002	-0.003	-0.003	
10:10 May 29, 2003 1:21:10 pm	0.001	0.002	0.001	0.000	0.000	0.001	0.001	0.001	0.001	0.003	0.003	-0.003	
10:11 May 29, 2003 1:21:12 pm	0.001	0.002	0.001	0.000	0.000	0.001	0.001	0.001	0.001	0.002	0.003	-0.003	
10:12 May 29, 2003 1:21:13 pm	0.001	0.001	0.000	0.000	0.000	0.001	0.000	0.000	0.000	-0.002	-0.003	-0.003	
10:13 May 29, 2003 1:21:15 pm	0.001	0.001	0.001	0.000	0.000	0.001	0.001	0.001	0.001	0.002	-0.003	-0.009	
10:14 May 29, 2003 1:21:17 pm	0.001	0.002	0.002	0.000	0.000	0.001	0.001	0.001	0.001	0.004	0.003	0.005	
10:15 May 29, 2003 1:21:19 pm	0.001	0.001	0.001	0.000	0.000	0.001	0.001	0.001	0.001	0.002	-0.006	-0.003	
10:16 May 29, 2003 1:21:21 pm	0.001	0.002	0.001	0.000	0.000	0.001	0.001	0.001	0.001	0.002	0.003	-0.002	
10:17 May 29, 2003 1:21:23 pm	0.001	0.002	0.002	0.000	0.000	0.001	0.001	0.001	0.001	-0.001	0.005	0.004	
10:18 May 29, 2003 1:21:25 pm	0.001	0.002	0.001	0.000	0.000	0.001	0.001	0.001	0.001	0.002	-0.003	-0.003	
10:19 May 29, 2003 1:21:27 pm	0.001	0.000	0.000	0.000	0.000	0.000	0.000	0.000	0.000	0.002	-0.003	-0.003	
10:20 May 29, 2003 1:21:29 pm	0.001	0.001	0.000	0.000	0.000	0.001	0.001	0.001	0.001	0.002	-0.003	-0.003	
10:21 May 29, 2003 1:21:31 pm	0.001	0.001	0.001	0.000	0.000	0.001	0.001	0.001	0.001	0.003	-0.003	-0.003	
10:22 May 29, 2003 1:21:33 pm	0.001	0.001	0.001	0.000	0.000	0.001	0.001	0.001	0.001	0.003	-0.003	-0.003	

Time of Event	Max X g	Max Y g	Max Z g	RMS X g	RMS Y g	RMS Z g	Velocity X inches/s	Velocity Y inches/s	Velocity Z inches/s	Comment
10:23 May 29, 2003 1:21:34 pm	0.001	0.001	0.001	0.000	0.001	0.001	-0.004	-0.003	-0.003	
10:24 May 29, 2003 1:21:36 pm	0.001	0.000	0.000	0.000	0.000	0.000	-0.003	-0.003	-0.003	
10:25 May 29, 2003 1:21:38 pm	0.002	0.001	0.000	0.001	0.001	0.000	0.021	-0.008	-0.003	
10:26 May 29, 2003 1:21:40 pm	0.001	0.000	0.000	0.000	0.001	0.000	-0.009	-0.003	-0.003	
10:27 May 29, 2003 1:21:42 pm	0.005	0.000	0.000	0.002	0.000	0.000	-0.057	-0.003	-0.003	
10:28 May 29, 2003 1:21:44 pm	0.002	0.000	0.000	0.001	0.000	0.000	-0.019	0.000	-0.003	
10:29 May 29, 2003 1:21:46 pm	0.001	0.000	0.000	0.001	0.000	0.000	-0.021	-0.003	-0.003	
10:30 May 29, 2003 1:21:48 pm	0.001	0.002	0.001	0.000	0.001	0.001	0.003	0.003	-0.002	
10:31 May 29, 2003 1:21:49 pm	0.001	0.000	0.000	0.000	0.000	0.000	-0.001	-0.003	-0.003	
12:1 May 29, 2003 1:42:50 pm	0.000	0.002	0.002	0.000	0.001	0.001	-0.001	0.003	-0.007	
13:1 May 29, 2003 2:26:40 pm	0.000	0.000	0.002	0.000	0.000	0.001	0.000	-0.001	0.003	
13:2 May 29, 2003 2:26:52 pm	0.000	0.001	0.000	0.000	0.001	0.000	-0.001	-0.004	-0.002	
13:3 May 29, 2003 2:26:54 pm	0.000	0.002	0.002	0.000	0.001	0.001	0.000	0.003	0.002	
13:4 May 29, 2003 2:26:56 pm	0.000	0.002	0.002	0.000	0.001	0.001	0.000	0.003	0.003	
13:5 May 29, 2003 2:26:59 pm	0.000	0.002	0.002	0.000	0.001	0.001	0.001	0.004	0.002	
13:6 May 29, 2003 2:27:01 pm	0.000	0.002	0.002	0.000	0.001	0.001	0.000	0.003	-0.003	
13:7 May 29, 2003 2:27:04 pm	0.000	0.002	0.002	0.000	0.001	0.001	0.000	0.007	0.007	
15:1 May 29, 2003 2:44:14 pm	0.000	0.007	0.006	0.000	0.002	0.002	-0.001	0.028	0.036	
18:1 May 29, 2003 4:29:00 pm	0.000	0.000	0.000	0.000	0.000	0.000	0.000	-0.001	-0.003	
18:2 May 29, 2003 4:29:07 pm	0.001	0.002	0.002	0.000	0.001	0.001	0.006	0.006	0.005	
18:3 May 29, 2003 4:29:09 pm	0.001	0.002	0.002	0.000	0.001	0.001	0.006	0.010	0.002	
18:4 May 29, 2003 4:29:11 pm	0.001	0.002	0.002	0.000	0.001	0.001	-0.005	0.003	0.008	
18:5 May 29, 2003 4:29:48 pm	0.001	0.002	0.002	0.000	0.001	0.001	0.004	0.003	0.002	
18:6 May 29, 2003 4:29:55 pm	0.001	0.002	0.002	0.000	0.001	0.001	-0.006	-0.002	0.003	
18:7 May 29, 2003 4:29:58 pm	0.001	0.002	0.002	0.000	0.001	0.001	0.002	0.003	0.009	
18:8 May 29, 2003 4:29:59 pm	0.001	0.001	0.001	0.000	0.001	0.001	-0.007	-0.003	-0.003	
18:9 May 29, 2003 4:30:02 pm	0.001	0.002	0.002	0.000	0.001	0.001	0.008	0.002	0.003	
18:10 May 29, 2003 4:30:05 pm	0.001	0.002	0.002	0.001	0.001	0.001	0.012	0.003	0.003	
18:11 May 29, 2003 4:30:06 pm	0.001	0.001	0.001	0.000	0.001	0.001	0.010	-0.003	-0.003	
18:12 May 29, 2003 4:30:08 pm	0.001	0.000	0.001	0.000	0.000	0.001	-0.006	-0.003	-0.003	
18:13 May 29, 2003 4:30:10 pm	0.001	0.002	0.002	0.001	0.001	0.001	0.012	0.003	0.003	
18:14 May 29, 2003 4:30:13 pm	0.001	0.002	0.002	0.000	0.001	0.001	-0.005	0.003	0.003	
18:15 May 29, 2003 4:30:15 pm	0.001	0.000	0.000	0.000	0.000	0.000	0.011	-0.003	-0.003	
18:16 May 29, 2003 4:31:25 pm	0.001	0.002	0.002	0.000	0.001	0.001	-0.005	0.003	0.003	



Time of Event	Max X g	Max Y g	Max Z g	RMS X g	RMS Y g	RMS Z g	Velocity X inches/s	Velocity Y inches/s	Velocity Z inches/s	Comment
18:17	0.001	0.002	0.002	0.000	0.001	0.001	0.011	0.004	0.003	
20: 1	0.000	0.000	0.000	0.000	0.000	0.000	0.000	-0.001	-0.003	
20: 2	0.001	0.002	0.002	0.000	0.001	0.001	0.002	-0.005	0.006	
20: 3	0.001	0.002	0.002	0.000	0.001	0.001	0.003	0.002	0.003	
20: 4	0.002	0.002	0.002	0.000	0.001	0.001	0.007	-0.002	0.003	
20: 5	0.002	0.001	0.001	0.000	0.001	0.001	0.007	-0.011	-0.003	
20: 6	0.003	0.002	0.002	0.000	0.001	0.001	0.007	-0.004	0.005	
20: 7	0.002	0.000	0.000	0.000	0.000	0.000	0.004	-0.001	-0.003	
20: 8	0.003	0.001	0.001	0.000	0.001	0.001	0.009	-0.012	-0.002	
20: 9	0.006	0.000	0.000	0.001	0.000	0.000	0.014	-0.003	-0.003	
20:10	0.008	0.001	0.002	0.001	0.001	0.001	0.023	-0.003	0.006	
20:11	0.007	0.001	0.001	0.001	0.001	0.001	0.015	-0.003	-0.006	
20:12	0.008	0.000	0.000	0.001	0.000	0.000	0.018	-0.006	-0.003	
20:13	0.000	0.002	0.002	0.000	0.001	0.001	0.000	-0.008	0.002	
20:14	0.000	0.002	0.001	0.000	0.001	0.001	0.001	0.003	-0.003	
20:15	0.002	0.002	0.001	0.000	0.001	0.001	0.004	0.004	-0.009	
20:16	0.002	0.002	0.002	0.000	0.001	0.001	0.005	0.003	0.003	
20:17	0.001	0.002	0.002	0.000	0.001	0.001	0.003	0.003	-0.002	
20:18	0.002	0.002	0.002	0.000	0.001	0.001	0.004	-0.002	0.002	
20:19	0.002	0.001	0.002	0.000	0.001	0.001	0.004	-0.005	-0.004	
20:20	0.001	0.002	0.002	0.000	0.001	0.001	0.003	-0.002	0.003	
20:21	0.001	0.002	0.002	0.000	0.001	0.001	0.003	0.004	-0.010	
20:22	0.001	0.002	0.002	0.000	0.001	0.001	0.002	-0.002	-0.008	
20:23	0.001	0.002	0.002	0.000	0.001	0.001	0.001	-0.005	0.003	
20:24	0.000	0.002	0.001	0.000	0.001	0.001	0.000	0.004	-0.005	
20:25	0.001	0.002	0.001	0.000	0.001	0.001	0.001	0.003	-0.003	
20:26	0.001	0.002	0.002	0.000	0.001	0.001	0.001	-0.002	0.002	
20:27	0.001	0.002	0.002	0.000	0.001	0.001	0.000	0.005	-0.003	
20:28	0.002	0.002	0.002	0.001	0.001	0.001	-0.009	0.008	0.002	
20:29	0.001	0.002	0.002	0.000	0.001	0.001	0.024	0.004	-0.005	
20:30	0.001	0.002	0.002	0.000	0.001	0.001	0.001	0.002	0.009	
20:31	0.001	0.001	0.002	0.000	0.001	0.001	-0.001	-0.002	0.003	
20:32	0.001	0.002	0.002	0.000	0.001	0.001	-0.027	-0.007	0.003	
20:33	0.001	0.002	0.001	0.000	0.001	0.001	0.023	0.006	-0.005	

Time of Event	Max X g	Max Y g	Max Z g	RMS X g	RMS Y g	RMS Z g	Velocity X inches/s	Velocity Y inches/s	Velocity Z inches/s	Comment
21: 1	0.000	0.032	0.028	0.000	0.006	0.005	-0.001	0.061	0.061	
21: 2	0.000	0.000	0.000	0.000	0.000	0.000	0.000	-0.001	-0.001	
21: 3	0.002	0.002	0.002	0.001	0.001	0.001	-0.003	0.003	0.003	
21: 4	0.005	0.000	0.001	0.001	0.000	0.001	0.005	-0.003	-0.003	
21: 5	0.003	0.001	0.001	0.001	0.001	0.001	0.001	-0.003	-0.003	
21: 6	0.003	0.001	0.001	0.001	0.001	0.001	-0.003	-0.003	-0.006	
21: 7	0.004	0.001	0.001	0.001	0.001	0.001	0.003	-0.003	-0.006	
21: 8	0.003	0.000	0.001	0.001	0.000	0.001	-0.005	-0.003	-0.003	
21: 9	0.004	0.001	0.001	0.001	0.001	0.001	-0.005	-0.003	-0.003	
21:10	0.003	0.001	0.002	0.001	0.001	0.001	-0.004	-0.003	-0.002	
21:11	0.003	0.002	0.002	0.001	0.001	0.001	0.003	0.010	-0.005	
21:12	0.003	0.001	0.001	0.001	0.001	0.001	-0.003	-0.009	-0.002	
21:13	0.004	0.001	0.002	0.001	0.001	0.001	0.002	-0.003	-0.007	
21:14	0.003	0.002	0.002	0.001	0.001	0.001	0.002	0.003	0.003	
21:15	0.000	0.002	0.001	0.000	0.001	0.001	0.000	0.006	-0.005	
21:16	0.001	0.002	0.002	0.000	0.001	0.001	0.001	0.003	0.002	
21:17	0.001	0.002	0.002	0.000	0.001	0.001	0.001	0.002	0.003	
21:18	0.002	0.001	0.001	0.000	0.001	0.001	-0.002	-0.003	-0.006	
21:19	0.002	0.002	0.002	0.000	0.001	0.001	-0.003	0.003	-0.002	
21:20	0.003	0.001	0.001	0.001	0.001	0.000	0.002	-0.003	-0.003	
21:21	0.004	0.002	0.002	0.001	0.001	0.001	0.005	0.004	-0.004	
21:22	0.001	0.002	0.001	0.000	0.001	0.001	-0.001	0.002	-0.008	
21:23	0.003	0.001	0.001	0.001	0.001	0.001	0.002	-0.003	-0.002	
21:24	0.002	0.002	0.002	0.001	0.001	0.001	-0.002	0.003	0.002	
21:25	0.003	0.002	0.001	0.001	0.001	0.001	0.001	0.005	-0.008	
21:26	0.002	0.000	0.000	0.001	0.000	0.000	-0.003	-0.003	-0.003	
21:27	0.004	0.002	0.001	0.001	0.001	0.001	0.001	0.002	-0.003	
21:28	0.003	0.002	0.001	0.001	0.001	0.001	0.001	-0.002	-0.002	
21:29	0.004	0.000	0.000	0.001	0.000	0.000	0.003	-0.003	-0.003	
21:30	0.004	0.001	0.001	0.001	0.001	0.001	0.002	-0.003	-0.002	
21:31	0.003	0.002	0.001	0.001	0.001	0.001	0.001	0.003	-0.001	
21:32	0.003	0.002	0.002	0.001	0.001	0.001	-0.003	0.007	0.008	
21:33	0.001	0.002	0.002	0.000	0.001	0.001	0.000	0.006	0.006	
21:34	0.000	0.002	0.002	0.000	0.001	0.001	0.000	0.004	0.003	

---

## **3: MAP OF NOISE ATTENUATION SITES**

---



---

**4: DOCUMENTATION OF EXISTING  
RESIDENTIAL AND COMMUNITY  
FACILITY BUILDINGS**

---





Block 10332 - Lot 1.JPG Block 1032 - Lot 5,101.JPG Block 10332 - Lot 54.JPG Block 10332 - Lot 61.JPG Block 10332 - Lot 7.JPG Block 10332 - Lots 4, 63&4, 102, 103.JPG Block 10332 - Lots 5,57,58.JPG Block 10333 - Lot 1.JPG Block 10333 - Lot 49.JPG



Block 10333 - Lot 9.JPG Block 10333 - Lots 17 - 22.JPG Block 10500 - Lot 29.JPG Block 10500 - Lot 49.JPG Block 10500 - Lots 25,26.JPG Block 10511 - Lot 7501.JPG Block 10522 - Lot 1 - Pic 1.JPG Block 10522 - Lot 1 - Pic 2.JPG Block 10699 - Lots 24,29,34,136.JPG



Block 10700 - Lots 29,33,34.JPG Block 10711 - Lot 1.JPG Block 10711 - Lot 42.JPG Block 10711 - Lot 7501.JPG Block 10711 - Lot 7502.JPG Block 10899 - Lot 1 - Pic 1.JPG Block 10899 - Lot 1 - Pic 2.JPG Block 728 - Lot 55.JPG Block 731 - Lot 40.JPG



Block 731 - Lot 41.JPG Block 731 - Lot 48.JPG Block 731 - Lot 50 - Pic 1.JPG Block 731 - Lot 50 - Pic 2.JPG Block 731 - Lot 54 - Pic 1.JPG Block 731 - Lot 58.JPG Block 731 - Lot 60.JPG Block 731 - Lot 65.JPG Block 731 - Lots 43,44.JPG



Block 731 - Lot 54 - Pic 2.JPG Block 732 - Lot 16.JPG Block 732 - Lot 25 - Pic 1.JPG Block 732 - Lot 25 - Pic 2.JPG Block 732 - Lot 58.JPG Block 732 - Lot 68.JPG Block 732 - Lot 7.JPG Block 732 - Lot 72.JPG Block 732 - Lot 73.JPG




Block 733 - Lot 1.JPG Block 733 - Lot 43.JPG Block 733 - Lot 44.JPG Block 733 - Lot 47.JPG Block 733 - Lot 5.JPG Block 733 - Lot 59.JPG Block 733 - Lot 60.JPG Block 733 - Lots 23,24.JPG Block 733 - Lots 45,46.JPG






Block 733 - Lots 61,62.JPG Block 733 - Lots 63,64.JPG Block 733 - Lots 65,66.JPG Block 733 - Lots 67,68,70.JPG Block 734 - Lot 1.JPG Block 734 - Lot 10.JPG Block 734 - Lot 13.JPG Block 734 - Lot 37.JPG Block 734 - Lot 62.JPG



Block 734 - Lot 66.JPG Block 734 - Lot 7.JPG Block 734 - Lot 7501.JPG Block 734 - Lot 8, 9.JPG Block 734 - Lots 5,6.JPG Block 735 - Lot 1.JPG Block 735 - Lot 10.JPG Block 735 - Lot 11.JPG Block 735 - Lot 12.JPG





Block 735 - Lot 13.JPG Block 735 - Lot 17.JPG Block 735 - Lot 55.JPG Block 735 - Lot 57.JPG Block 735 - Lot 58.JPG Block 735 - Lot 59.JPG Block 735 - Lot 60.JPG Block 735 - Lot 65.JPG



Block 735 - Lot 7.JPG Block 735 - Lot 8.JPG Block 735 - Lot 9.JPG Block 736 - Lots 31 - 38.JPG Block 736 - Lots 39,40.JPG Block 737 - Lot 28.JPG Block 737 - Lot 30.JPG Block 737 - Lot 34.JPG Block 737 - Lot 36.JPG



Block 737 - Lot 38.JPG Block 737 - Lots 41,42,43.JPG Block 737 - Lot 1 - Pic 1.JPG Block 737 - Lot 17.JPG Block 737 - Lot 22 - Pic 1.JPG Block 737 - Lot 22 - Pic 2.JPG Block 737 - Lot 66 - Pic 1.JPG Block 737 - Lot 66 - Pic 2.JPG Block 737 - Lot 66 - Pic 1.JPG Block 737 - Lot 66 - Pic 2.JPG



Block 758 - Lot 14.JPG Block 758 - Lot 5.JPG Block 759 - Lot 30.JPG Block 759 - Lot 67.JPG Block 759 - Lot 1 - Pic 1.JPG Block 759 - Lot 1 - Pic 2.JPG Block 759 - Lot 1 - Pic 3.JPG Block 759 - Lot 1 - Pic 4.JPG Block 759 - Lot 29.JPG





Block 759 - Lot 49 - Pic 1.JPG Block 759 - Lot 68.JPG Block 759 - Lot 7.JPG Block 759 - Lot 72.JPG Block 759 - Lots 23,24,25.JPG Block 759 - Lots 26,27.JPG Block 759 - Lots 52, 53.JPG Block 760 - Lot 3.JPG Block 760 - Lot 4.JPG



Block 760 - Lot 58,59,60.JPG Block 760 - Lot 73.JPG Block 760 - Lot 76.JPG Block 760 - Lot 77.JPG Block 760 - Lots 61,62.JPG Block 761 - Lot 59.JPG Block 761 - Lot 64.JPG Block 761 - Lot 9.JPG Block 761 - Lots 1,2,3.JPG



Block 761 - Lots 4,66.JPG Block 762 - Lot 46.JPG Block 762 - Lot 60.JPG Block 762 - Lots 3,4,5.JPG Block 762 - Lots 48,49.JPG Block 762 - Lots 72,72.73.JPG Block 763 - Lot 7501.JPG Block 763 - Lots 1-5, 76,77.JPG

**Block 762 - Lots 13, 14, 16, 17.JPG**



Block 763 - Lots 31,32.JPG Block 763 - Lots 34,38,42.JPG Block 763 - Lots 43,44.JPG Block 778 - Lot 25.JPG Block 778 - Lot 27.JPG Block 778 - Lot 28.JPG Block 778 - Lot 29.JPG Block 778 - Lot 30.JPG Block 778 - Lot 31.JPG



Block 777 - Lot 32.JPG Block 778 - Lot 52.JPG Block 779 - Lot 7.JPG Block 779 - Lot 8.JPG Block 780 - Lot 15.JPG Block 780 - Lot 17.JPG Block 780 - Lot 19.JPG Block 780 - Lot 26 - Pic 1.JPG Block 780 - Lot 26 - Pic 2.JPG



Block 780 - Lot 45.JPG Block 780 - Lot 60.JPG



## Number 7 Subway Project - Buildings - Addresses, Block and Lot Numbers

Block	Lot	Address
728	55	432 West 31st Street
731	50	408 West 34th Street
	54	414 West 34th Street
	58	424 West 34th Street
	60	426 West 34th Street
	65	436 West 34th Street
	48	423 9th Avenue
	44	421 9th Avenue
	43	419 9th Avenue
	41	415 9th Avenue
	40	413 9th Avenue
39	411 9th Avenue	
732	7	453 West 34th Street
	16	433 West 34th Street
	25	413 West 34th Street
	58	444 West 35th Street
	68	456 West 35th Street
	70	444 10th Avenue
	72	442 10th Avenue
	73	440 10th Avenue
	1	461 West 34th Street
733	5	459 West 35th Street
	47	416 West 36th Street
	60	442 West 36th Street
	61	444 West 36th Street
	62	446 West 36th Street
	63	448 West 36th Street
	64	450 West 36th Street
	67	464 10th Avenue
	68	462 10th Avenue
	70	452 10th Avenue
	23	421 West 35th Street
	24	419 West 35th Street
	1	463 West 35th Street
	43	408 West 36th Street
	44	410 West 36th Street
	45	412 West 36th Street
	46	414 West 36th Street
	59	440 West 36th Street
	65	452 West 36th Street
66	454 West 36th Street	

## Number 7 Subway Project - Buildings - Addresses, Block and Lot Numbers

Block	Lot	Address
734	37	400 West 37th Street
	7501	438 West 37th Street
	62	450 West 37th Street
	1	466 10th Avenue
	5	453 West 36th Street
	7	449 West 36 Street
	8	447 West 36th Street
	10	439 West 36th Street
	6	451 West 36th Street
	9	445 West 36th Street
	13	437 West 36th Street
	66	458 West 37th Street
735	63	446 West 38th Street
	17	431 West 37th Street
	13	433 West 37th Street
	12	441 West 37th Street
	11	443 West 37th Street
	7	451 West 37th Street
	6	453 West 37th Street
	1	484 10th Avenue
	65	448 West 38th Street
	60	438 West 38th Street
	8	449 West 37th Street
	9	447 West 37th Street
	10	445 West 37th Street
	55	430 West 38th Street
	57	432 West 38th Street
	58	434 West 38th Street
59	436 West 38th Street	
736	38	521 9th Avenue
	37	519 9th Avenue
	36	517 9th Avenue
	35	515 9th Avenue
	34	513 9th Avenue
	33	511 9th Avenue
	30	405 West 38th Street
	31	507 9th Avenue
	32	509 9th Avenue
	39	406 West 39th Street
	40	408 West 39th Street
737	28	409 West 39th Street
	34	531 9th Avenue
	36	534 9th Avenue
	38	537 9th Avenue
	41	404 West 40th Street
	42	406 West 40th Street
	43	408 West 40th Street

## Number 7 Subway Project - Buildings - Addresses, Block and Lot Numbers

Block	Lot	Address
757	1	420 9th Avenue
	17	325 West 33rd Street
	22	315 West 33rd Street
	66	354 West 34th Street
758	7	355 West 34th Street
	5	365 West 34th Street
	1	432 9th Avenue
	14	347 West 34th Street
759	1	450 9th Avenue
	7	367 West 35th Street
	23	327 West 35th Street
	24	329 West 35th Street
	25	331 West 35th Street
	30	317 West 35th Street
	67	346 West 36th Street
	68	348 West 36th Street
	72	356 West 36th Street
	49	310 West 36th Street
	55	320 West 36th Street
	26	325 West 35th Street
	27	321 West 35th Street
	29	319 West 35th Street
	52	314 West 36th Street
760	3	472 9th Avenue
	4	474 9th Avenue
	73	356 West 37th Street
	76	478 9th Avenue
	77	476 9th Avenue
	58	326 West 37th Street
	59	328 West 37th Street
	60	330 West 37th Street
	61	332 West 37th Street
	62	334 West 37th Street
761	1	484 9th Avenue
	2	486 9th Avenue
	3	488 9th Avenue
	4	492 9th Avenue
	9	347 West 37th Street
	59	348 West 38th Street
	64	500 9th Avenue
	66	496 9th Avenue

## Number 7 Subway Project - Buildings - Addresses, Block and Lot Numbers

Block	Lot	Address
762	3	506 9th Avenue
	4	509 9th Avenue
	5	512 9th Avenue
	71	520 9th Avenue
	72	518 9th Avenue
	73	515 9th Avenue
	46	310 West 39th Street
	60	334 West 39th Street
	16	333 West 38th Street
	13	339 West 38th Street
	14	335 West 38th Street
	17	331 West 38th Street
	48	314 West 39th Street
49	316 West 39th Street	
763	1	524 9th Avenue
	2	526 9th Avenue
	3	528 9th Avenue
	4	530 9th Avenue
	5	532 9th Avenue
	76	536 9th Avenue
	77	535 9th Avenue
	7501	357 West 39th Street
	42	613 8th Avenue
	38	611 8th Avenue
	34	601 8th Avenue
	32	305 West 39th Street
	31	307 West 39th Street
	43	302 West 40th Street
44	304 West 40th Street	
778	57	232 West 29th Street
	55	228 West 29th Street
	52	224 West 29th Street
	25	227 West 28th Street
	27	223 West 28th Street
	28	221 West 28th Street
	29	219 West 28th Street
	30	217 West 28th Street
	31	215 West 28th Street
	32	213 West 28th Street
779	7	257 West 29th Street
	8	253 West 29th Street

## Number 7 Subway Project - Buildings - Addresses, Block and Lot Numbers

Block	Lot	Address
780	19	225 West 30th Street
	60	232 West 31st Street
	15	243 West 30th Street
	17	239 West 30th Street
	45	204 West 31st Street
	26	209 West 30th Street
1032	58	West 42nd Street - New Cons.
	57	348 West 42nd Street
	54	338 West 42nd Street
	7	347 West 41st Street
	5	351 West 41st Street
	101	355 West 41st Street
	1	566 9th Avenue
	4	570 9th Avenue
	61	578 9th Avenue
	63	574 9th Avenue
	64	572 9th Avenue
	162	576 9th Avenue
	103	568 9th Avenue
1033	1	360 West 43rd Street
	9	349 West 42nd Street
	17	329 West 42nd Street
	18	327 West 42nd Street
	19	325 West 42nd Street
	20	323 West 42nd Street
	21	321 West 42nd Street
	22	319 West 42nd Street
	49	332 West 43rd Street
1050	25	407 West 40th Street
	26	405 West 40th Street
	29	401 West 40th Street
	49	400 West 40th Street
1051	7501	420 West 42nd Street
1052	1	576 10th Avenue
1069	34	547 10th Avenue
	29	537 10th Avenue
	136	502 West 41st Street
	24	503 West 40th Street
1070	29	557 10th Avenue
	33	500 West 42nd Street
	34	502 West 42nd Street
1071	1	555 West 42nd Street
	42	510 West 43rd Street
	7501	500 West 43rd Street
	7502	529 West 42nd Street
1089	1	650 West 42nd Street