



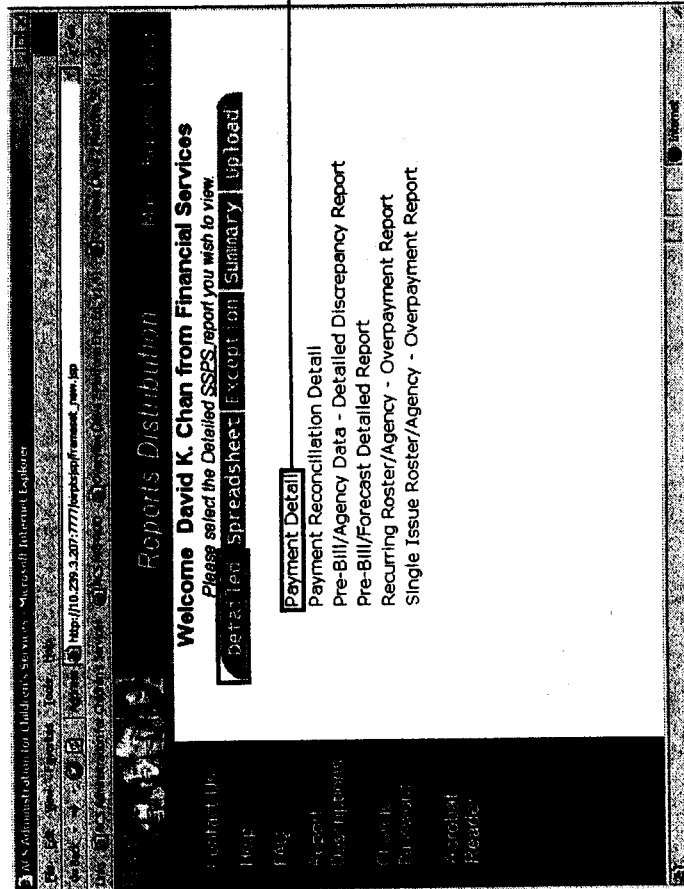
SSPS Reconciliation & Post Payment Reporting Tool Overview



Payment Detail

Report includes detailed BICS payment data for each check received by an Agency. Recurring and Single Issue Payment lines are grouped by Program Type and Voucher Number. The Retro Payments are grouped together at the end of the report. For the Recurring, Single Issue and Manual payment lines, detailed demographic information, agency placement information, and payment information is displayed. Within the Retro Payment group, payment lines display detailed demographic information, previous payment information, and the new payment information.

Users have the option to filter the report based on Payment Type (Recurring or Single Issue), and Check Date.


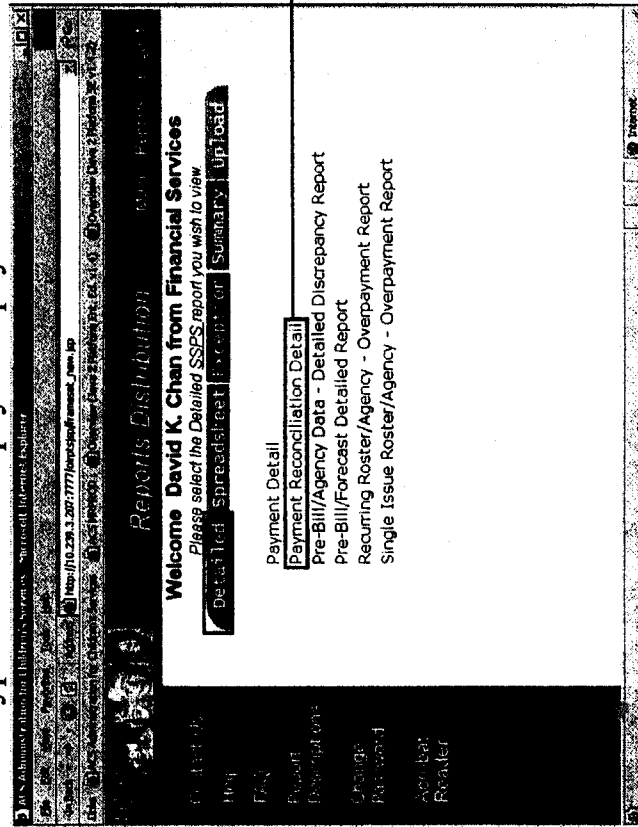


Payment Reconciliation Detail

Report includes detailed BICS payment data compared to original agency submissions for a service period. The report tracks the payment status of each agency submission by displaying the individual payments associated with the original agency submission. The report also includes payments that do not have an original agency submission. Detailed demographic information, agency information, and payment information are displayed for the payment lines. Users have the option to filter the report based on Agency, Payment Status, Service Start Date, and Service End Date.

Users have the option to filter the report based on Agency, Payment Status, Service Start Date, and Service End Date.

- **Match** – Returns all records that have an overall payment status of match for an agency.
- **Overpayment** – Returns all records that have an overall payment status of overpayment for an agency.
- **Underpayment** – Returns all records that have an overall payment status of underpayment for an agency.
- **Overpayment/Underpayment** – Returns all records that have an overall payment status of either overpayment or underpayment for an agency.
- **Defaulted Agency Rates** – Returns all records for an agency where the rates have been defaulted to BICS rates.
- **8D Service Types with Underpayments** – Returns all record for an agency where the children have an 8D service type and an underpayment payment status.




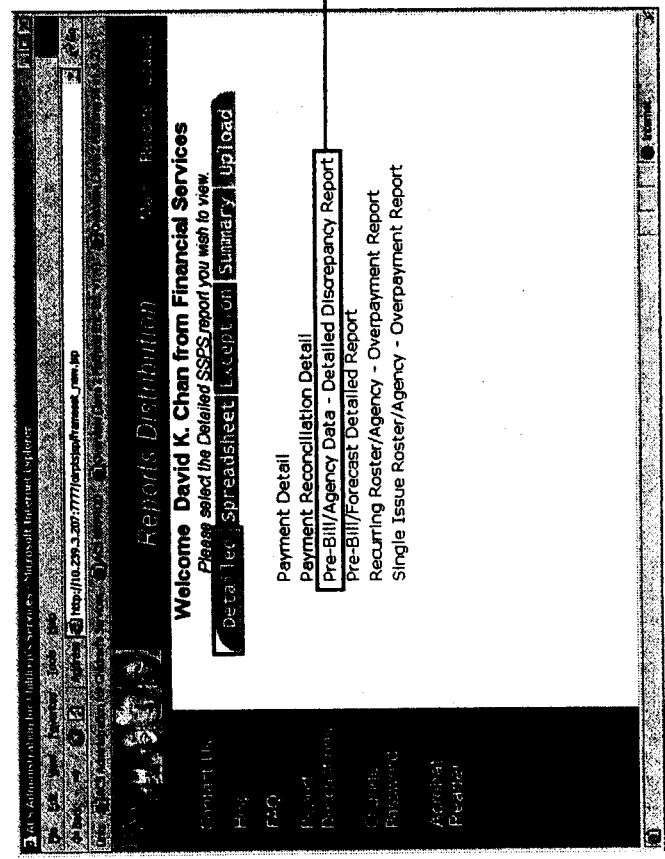
A = Adjustment
R = retro
D = deleted
C = current

Pre-Bill/Agency Data - Detailed Discrepancy Report

Report includes detailed BICS Pre-Bill and Agency data for children associated with the Agency during the service period. Detailed demographic information and payment components are displayed for the BICS Pre-Bill and Agency data. Discrepancy indicators are set to show when the two sources have different information for a field. The report is ordered by the case number, child's CIN and service dates. Users have the option to filter the report based on the Child's Overall Payment Status for their records during the month.

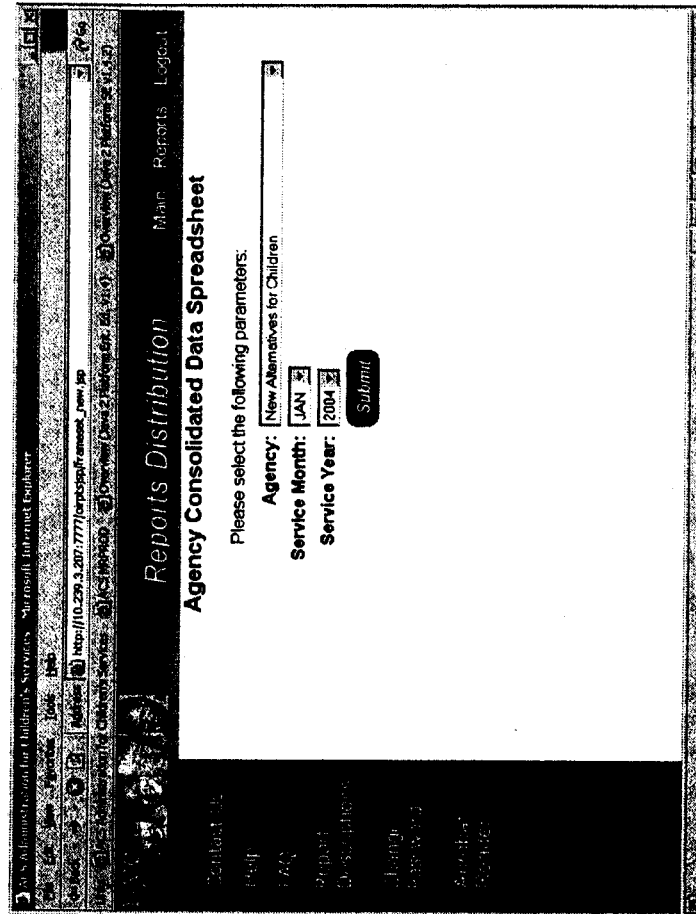
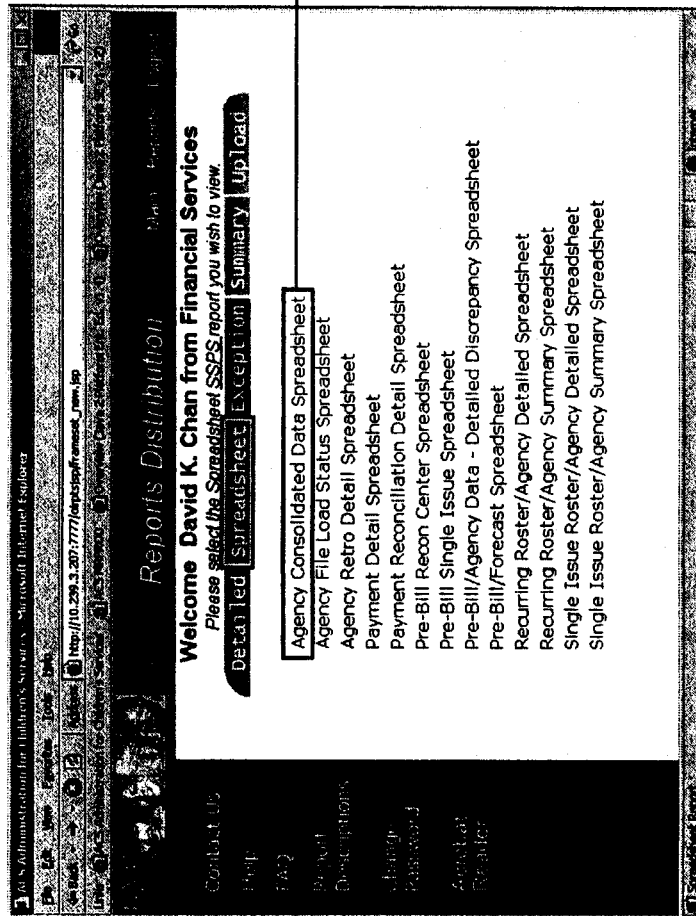
Users have the option to filter the report based on the Child's Overall Payment Status for their records during the month.

- **Match** - Only includes children that have purely match records for the service month
- **Overpayment** - Includes all records for children that have at least one overpayment record for the service month
- **Underpayment** - Includes all records for children that have at least one underpayment record for the service month
- **Recon Center** - Includes all overpayments, underpayments as well as all match records that have a different facility id, program type, level of difficulty or date of birth.




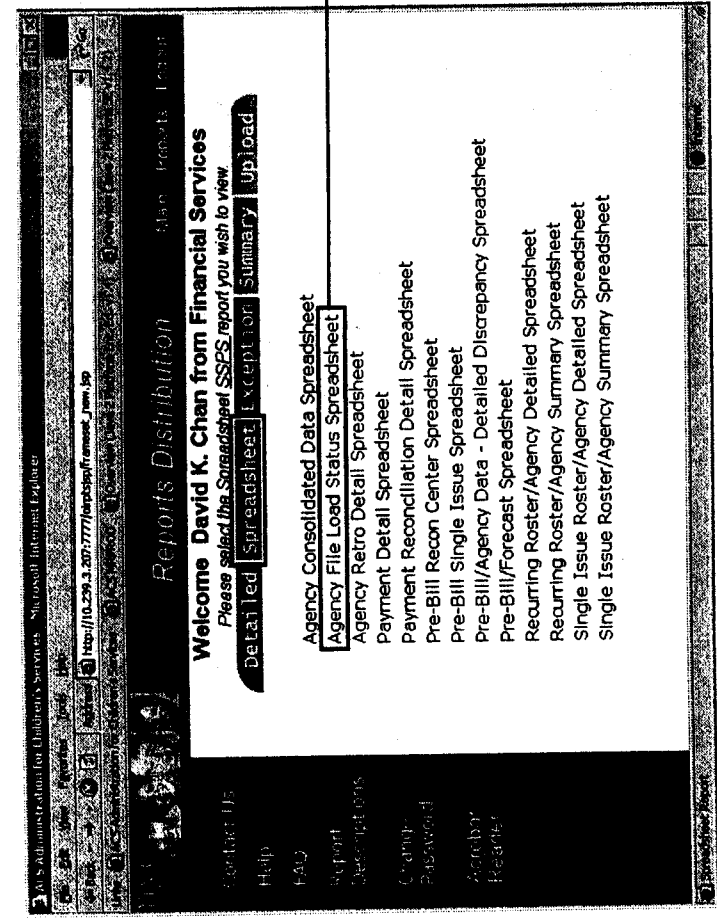
Agency Consolidated Data Spreadsheet

Report includes detailed consolidated Agency data. This spreadsheet report offers users the ability to view their consolidated Agency data to meet their own specific reporting needs. Users can filter their agency data based upon the service month and service year.



Agency File Load Status Spreadsheet

Report includes a detailed history of the files submitted by an Agency. The date sent field represents the date that the most recent file was submitted for that service period. Users have the option to filter the report based on Agency.



Agency Retro Detail Spreadsheet


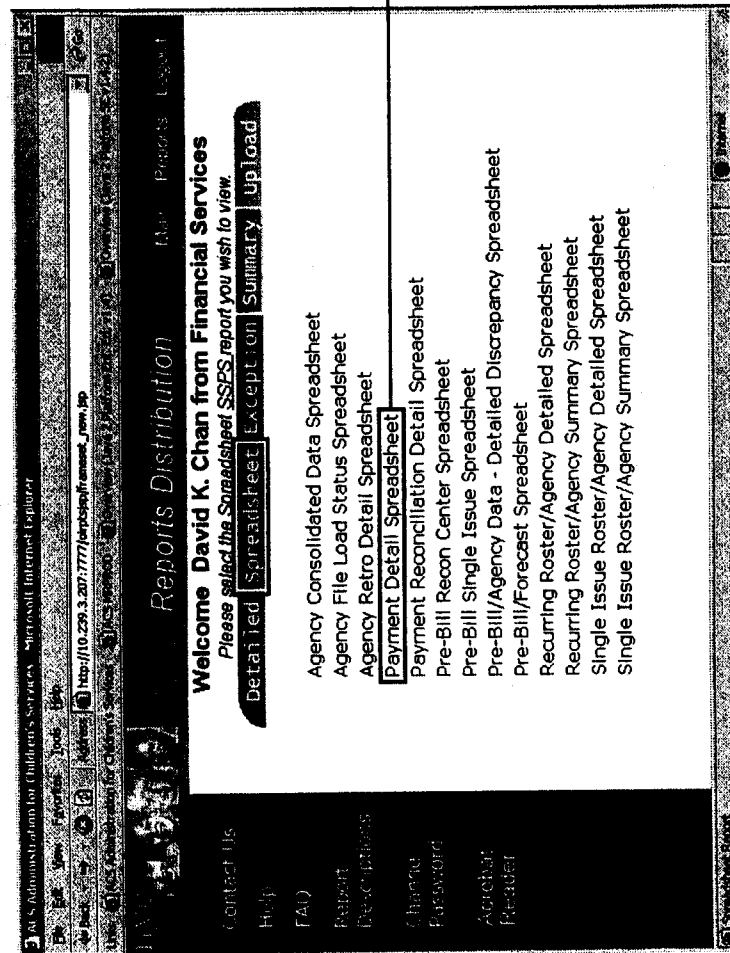
Report includes detailed information for Agency data that has been updated with new rate, program type, level of difficulty or date of birth information. The agency's placement data is updated for service period that was changed due to a BICS Retro payment or a BICS Overpayment record.

The screenshot shows a web browser window with the following elements:

- Browser Title Bar:** Administration for Children's Services - Microsoft Internet Explorer
- Browser Address Bar:** http://10.239.3.207:7777/ortps/frameset_new.jsp
- Navigation Links:** Home, New, Favorites, Tools, Help
- Page Header:** Reports Distribution | Main | Reports | Logout
- Welcome Message:** Welcome David K. Chan from Financial Services. Please select the Spreadsheet SSRS report you wish to view.
- Report Selection Menu:** Detailed Spreadsheet, Exception Summary, Upload
- Report List:**
 - Agency Consolidated Data Spreadsheet
 - Agency File Load Status Spreadsheet
 - Agency Retro Detail Spreadsheet
 - Payment Detail Spreadsheet
 - Payment Reconciliation Detail Spreadsheet
 - Pre-Bill Recon Center Spreadsheet
 - Pre-Bill Single Issue Spreadsheet
 - Pre-Bill/Agency Data - Detailed Discrepancy Spreadsheet
 - Pre-Bill/Forecast Spreadsheet
 - Recurring Roster/Agency Detailed Spreadsheet
 - Recurring Roster/Agency Summary Spreadsheet
 - Single Issue Roster/Agency Detailed Spreadsheet
 - Single Issue Roster/Agency Summary Spreadsheet
- Footer Links:** Contact Us, Help, FAQ, Report Descriptions, Change Password, Acrobat Reader
- Page-Footer:** Statewide Services Report


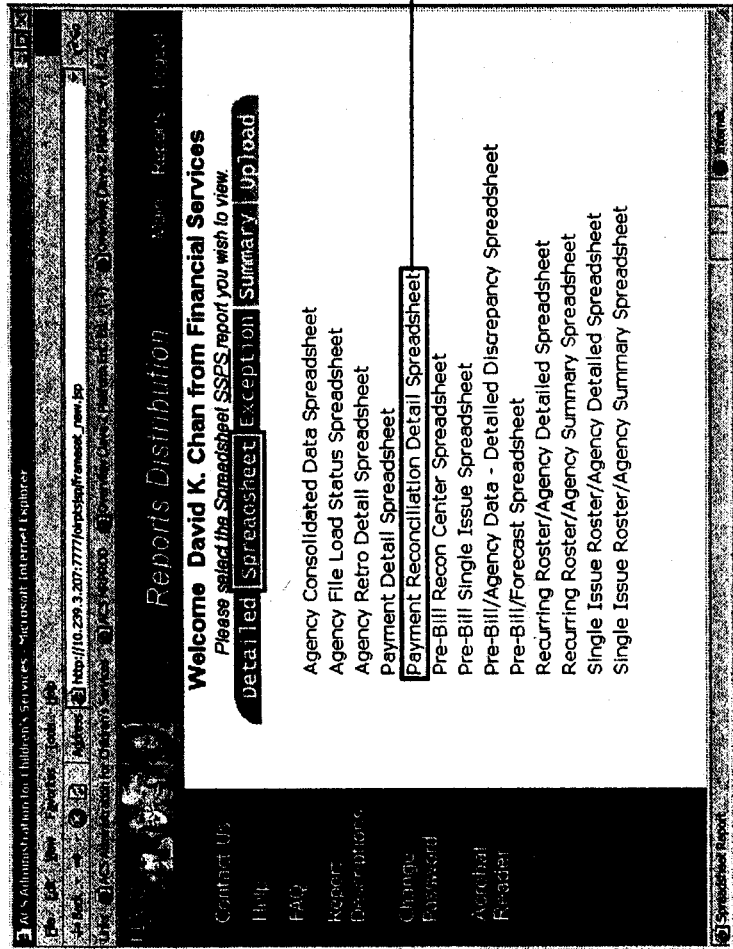
Payment Detail Spreadsheet

Report includes detailed BICS Payment and Agency data for children that were paid in a specific check. Detailed demographic information and payment components are displayed for the BICS Payment and Agency data. This spreadsheet report offers users the ability to manipulate the data to meet their own specific reporting needs.




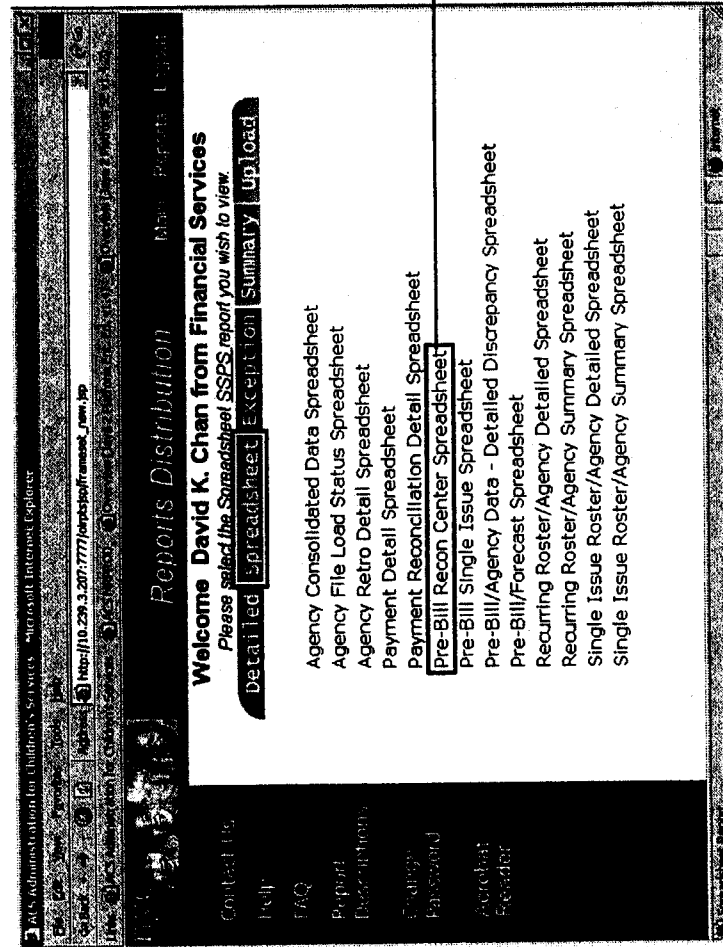
Payment Reconciliation Detail Spreadsheet

Report includes detailed BICS payment data that shows all original agency submissions within a service period. The report tracks the payment status of each agency submission by displaying the individual payments associated with the original submission. There can be multiple payments associated with the agency's original submission for a child. The report also includes payments that do not have an original agency submission. Detailed demographic information, agency information, and payment information are displayed for the payment lines. Users have the option to filter the report based on Agency and Service Period.




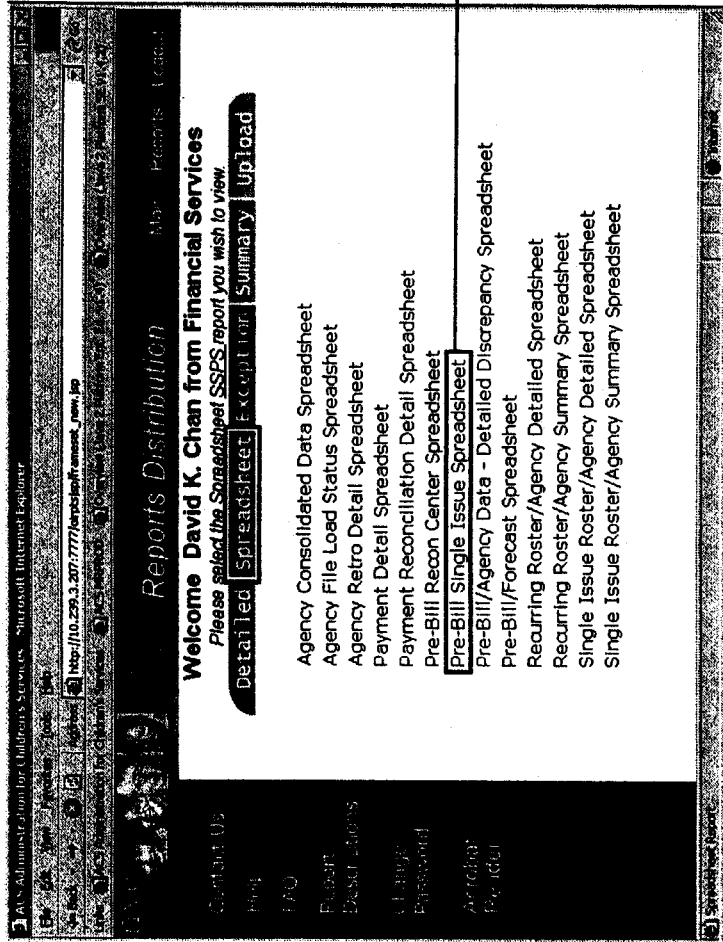
Pre-Bill Recon Center Spreadsheet

Report includes detailed BICS Pre-Bill and Agency data for children associated with the Agency during the service period. The Recon center parameter is used so agencies and Recon center staff can focus on specific types of discrepancies. The spreadsheet includes all overpayments, underpayments as well as all match records that have a different facility id, program type, level of difficulty or date of birth. Detailed demographic information and payment components are displayed for the BICS Pre-Bill and Agency data. Discrepancy indicators are set to show when the two sources have different information for a field. This spreadsheet report offers users the ability to manipulate the data to meet their own specific reporting needs.




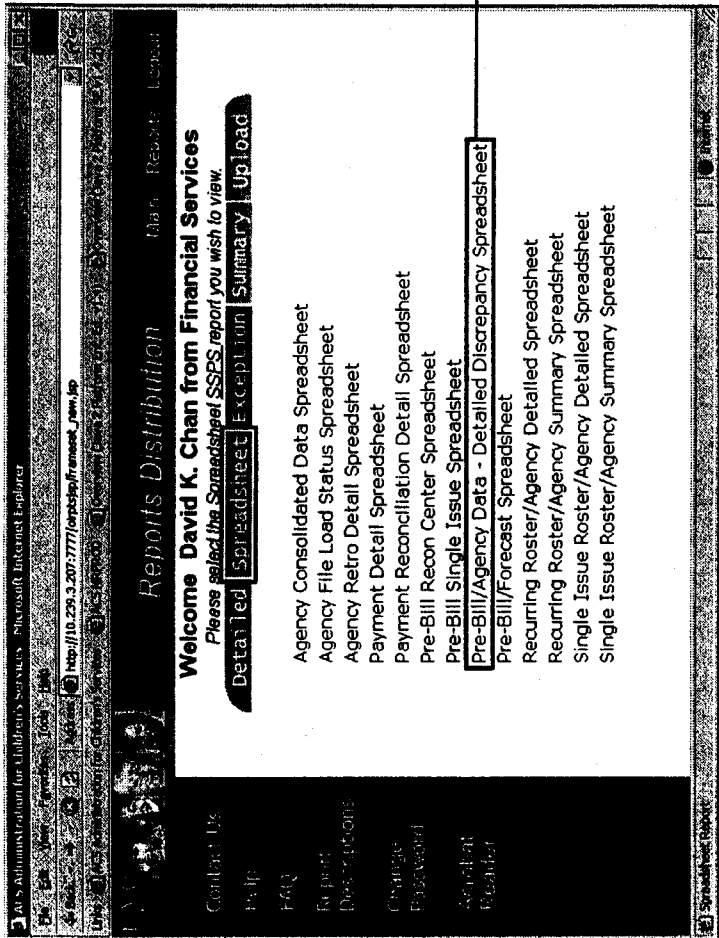
Pre-Bill Single Issue Spreadsheet

Report includes raw BICS Single Issue Pre-Bill information from the most recent Pre-Bill file. This spreadsheet report offers users the ability to manipulate the data to meet their own specific reporting needs.



Pre-Bill/Agency Data - Detailed Discrepancy Spreadsheet

Report includes detailed BICS Pre-Bill and Agency data for children associated with the Agency during the service period. Detailed demographic information and payment components are displayed for the BICS Pre-Bill and Agency data. Discrepancy indicators are set to show when the two sources have different information for a field. This spreadsheet report offers users the ability to manipulate the data to meet their own specific reporting needs.



Pre-Bill Discrepancy Type - Exception Report

Report includes detailed BICS Pre-Bill and Agency data for children associated with the Agency during the service period. Detailed demographic information and payment components are displayed for the BICS Pre-Bill and Agency data. Discrepancy indicators are set to show when the two sources have different information for a field. Users have the option to filter the report based on Agency and the discrepancy type (high, medium, low or none) of the record. Users have the option to filter the report based on the discrepancy type of the record.

High impact discrepancies occur when:


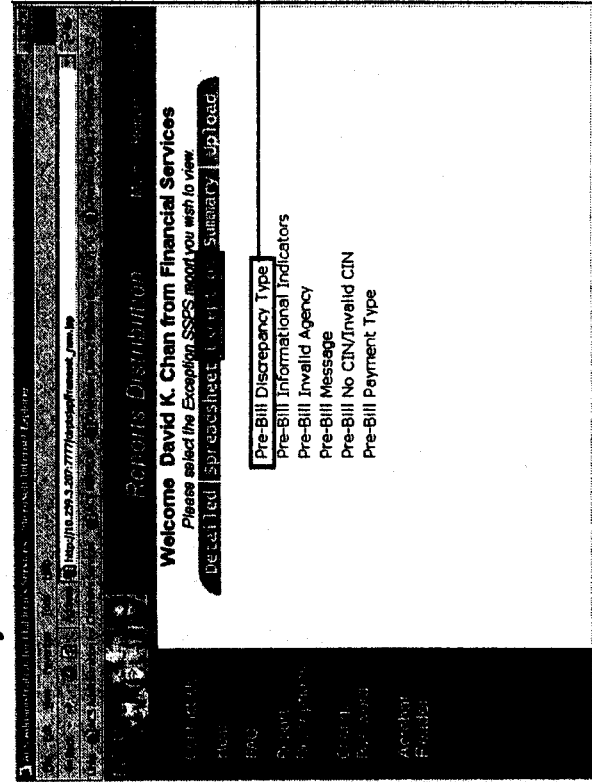
- Active child is on the Agency Submission without a CIN or with an invalid CIN
- Active child is on Agency Submission, but is not on the Pre-Bill for that agency or is not on the Pre-Bill at all
- Child is on the Pre-Bill for an agency that did not submit for that child
- Child is on the Pre-Bill for an agency that submitted the child as a suspended status
- Child is on the Pre-Bill and Agency Submission with a different facility id

Medium impact discrepancies occur when one or more of the payment components is different.

Low impact discrepancies occur when one or more of the demographic items is different.

No discrepancies occur when all of data elements match on the Pre-Bill and Agency submitted record.

The report only returns records that meet the criteria of the filter. For example, if the child has records with both high and medium discrepancies and the user filters for high discrepancies, only the child's highly discrepant records will be returned in the report. The report is ordered by the child's CIN and service dates.



Pre-Bill Informational Indicators - Exception Report

Report includes detailed BICS Pre-Bill and Agency data for children associated with the Agency during the service period. Detailed demographic information and payment components are displayed for the BICS Pre-Bill and Agency data. Users have the option to filter the report based on Agency and the informational indicators for specific records. The report is ordered by the child's CIN and service dates.

Agency Submission Overlap within this Agency- Child is on the file submitted by the contract agency more than once for the same service days


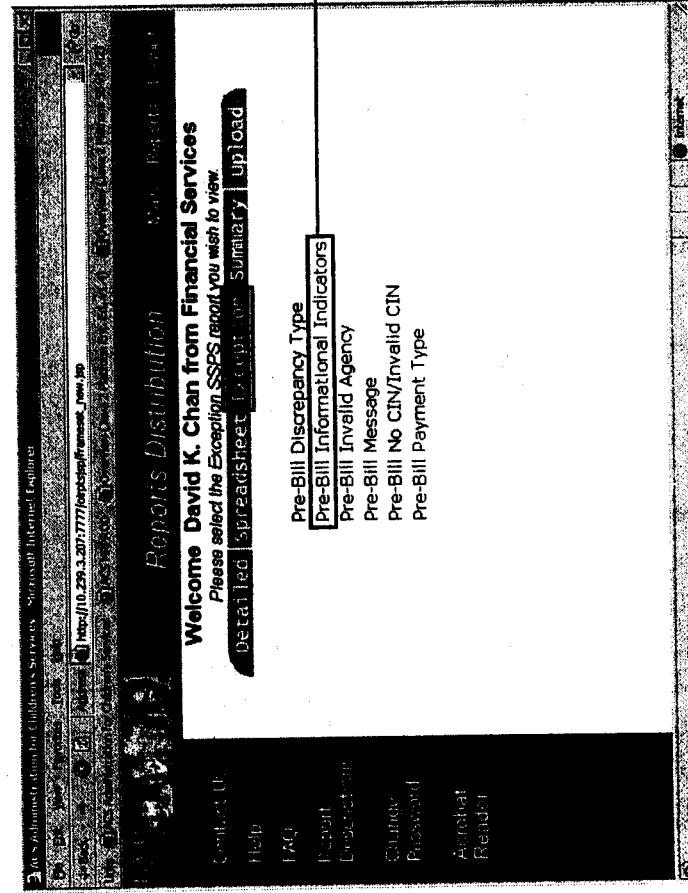
PB Overlap within this Agency- Child is on Pre-Bill file more than once for the same service days for the same contract agency

Overlapping PB Agencies- Child is on Pre-Bill file for the same service days for multiple contract agencies

Overlapping Submitting Agencies- Child was submitted by multiple contract agencies for the same service days

Agencies that did Submit- For Pre-Bill only records, contract agencies that submitted for the child for this service period

Agencies with PB records- For Agency only records, contract agencies that have Pre-Bill records for the child for this service period



Pre-Bill Invalid Agency - Exception Report

Report includes detailed BICS Pre-Bill information for records that are not associated with an Agency or are associated with an Agency that is not one of the 48 agencies specified by ACS Payment Services. The report is ordered by the child's CIN and service dates.

The screenshot shows a web browser window with the following content:


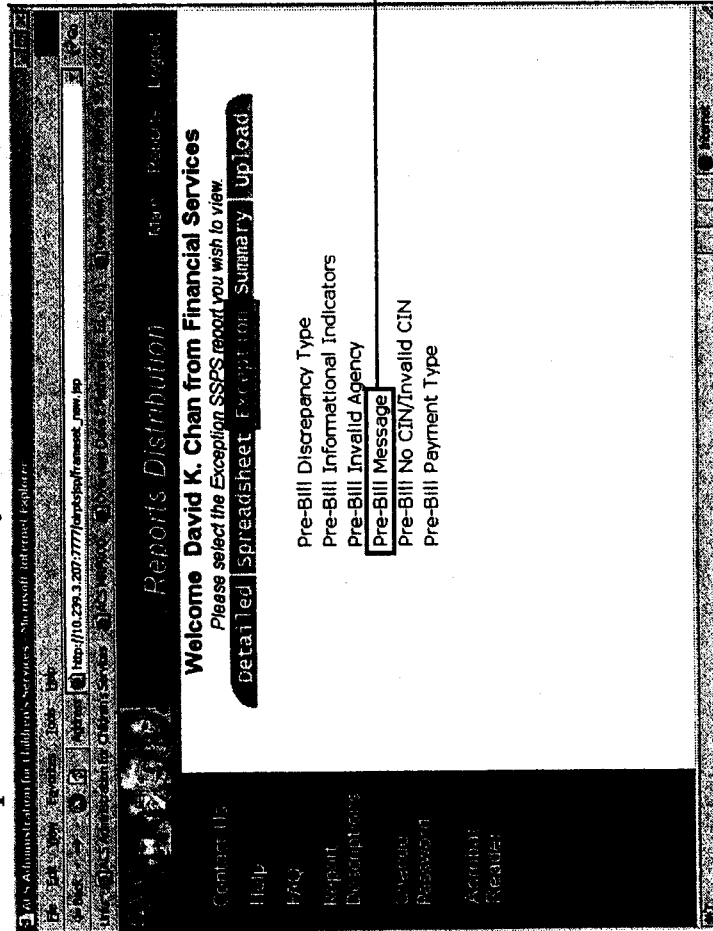
- Browser Title:** Administration for Children's Services - Microsoft Internet Explorer
- Address Bar:** http://10.239.3.207:7777/opts55poframeset_new.jsp
- Page Header:** Reports Distribution | Main | Reports | Logout
- Welcome Message:** Welcome David K. Chan from Financial Services. Please select the Exception_SSPS report you wish to view.
- Navigation Buttons:** Detailed | Spreadsheet | Exception | Summary | Upload
- Report List:**
 - Pre-Bill Discrepancy Type
 - Pre-Bill Informational Indicators
 - Pre-Bill Invalid Agency** (highlighted)
 - Pre-Bill Message
 - Pre-Bill No CIN/Invalid CIN
 - Pre-Bill Payment Type
- Footer Links:** Contact Us, Help, FAQ, Report Descriptions, Change Password, Acrobat Reader

Pre-Bill Message - Exception Report

Report includes detailed BICS Pre-Bill and Agency data for children associated with the Agency during the service period. Detailed demographic information and payment components are displayed for the BICS Pre-Bill and Agency data. Additional information about the Pre-Bill message associated with record is included. Users have the option to filter the report based on Agency.



Examples of Pre-Bill messages include: CLIENT ABSENT FROM CARE, PROGRAM TYPE MISMATCH, LOD VALUE DEFAULTED TO 1, RATE RECORD NOT FOUND and VEND DELETED/VCH ISSUED.

The report is ordered by the child's CIN and service dates.



Pre-Bill No CIN/Invalid CIN - Exception Report


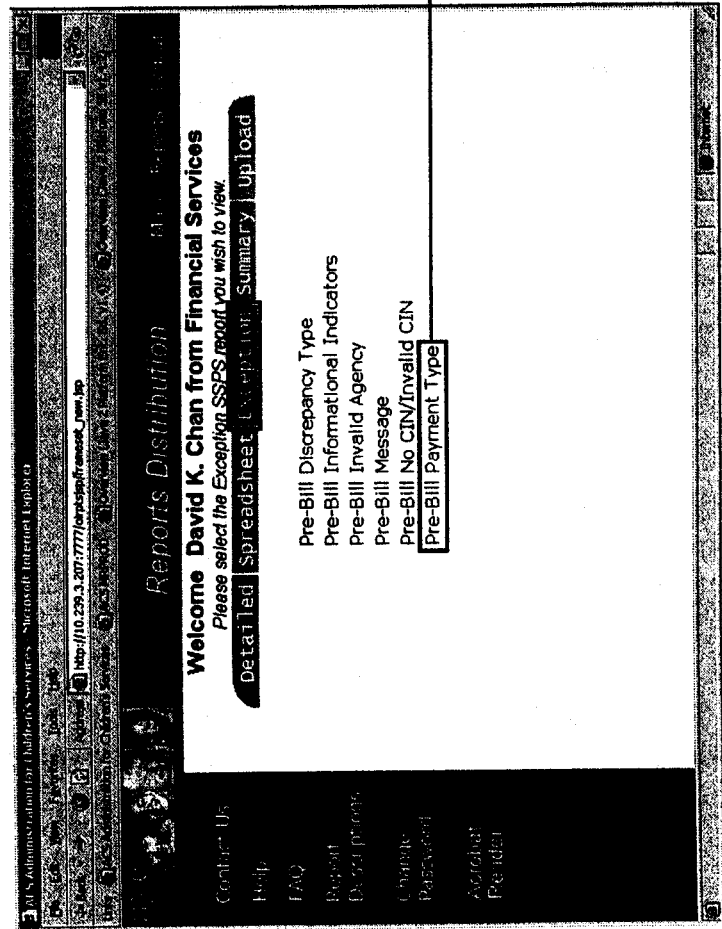
Report includes detailed Agency data for children that have an invalid CIN or a blank CIN during the service period. Detailed demographic information and payment components are displayed for the record. Users have the option to filter the report based on Agency. The report is ordered by the child's CIN and service dates.



Pre-Bill Payment Type - Exception Report

Report includes detailed BICS Pre-Bill and Agency data for children associated with the Agency during the service period. Detailed demographic information and payment components are displayed for the BICS Pre-Bill and Agency data. Users have the option to filter the report based on Agency and the payment type (overpayment, underpayment or match) of the record.


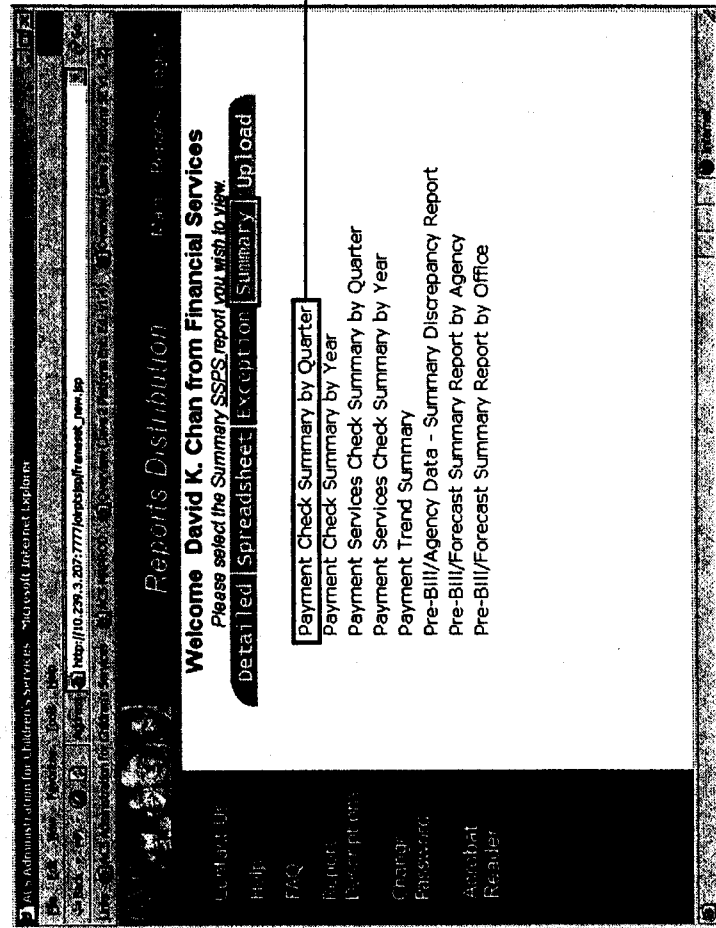
For example, if the child has records that are both overpayments and underpayments and the user filters for overpayments, only the child's overpayment records will be returned in the report. The report is ordered by the child's CIN and service dates.



Payment Check Summary by Quarter

Report includes summary BICS payment data for payments received during 2 quarters of a fiscal year. The total care days and dollar amounts are shown for each month. The report also displays the monthly care days and dollar amount totals broken down by program type/retro payments. The information for a fiscal year is summarized three ways: Recurring Payments, Single Issue Payments, and Total Recurring and Single Issue Payments.


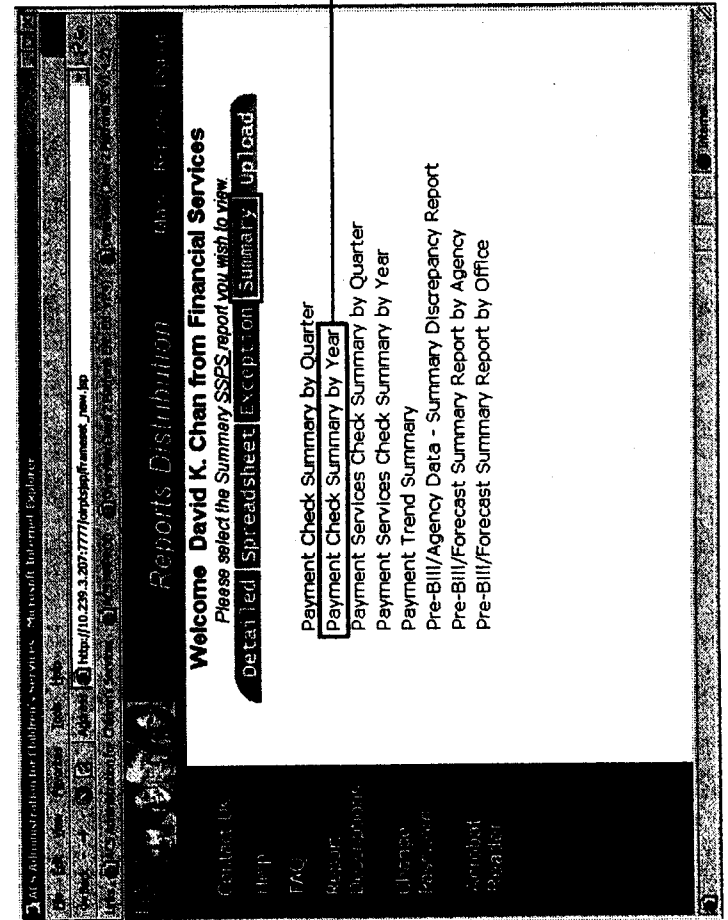
Users have the option to filter the report based on Quarters, and Fiscal Year.



Payment Check Summary by Year

Report includes summary BICS payment data for checks received during a fiscal year. The total care days and dollar amounts are shown for each month. The report also displays the monthly care days and dollar amount totals broken down by program type/retro payments. The information for a fiscal year is summarized three ways: Recurring Payments, Single Issue Payments, and Total Recurring and Single Issue Payments.


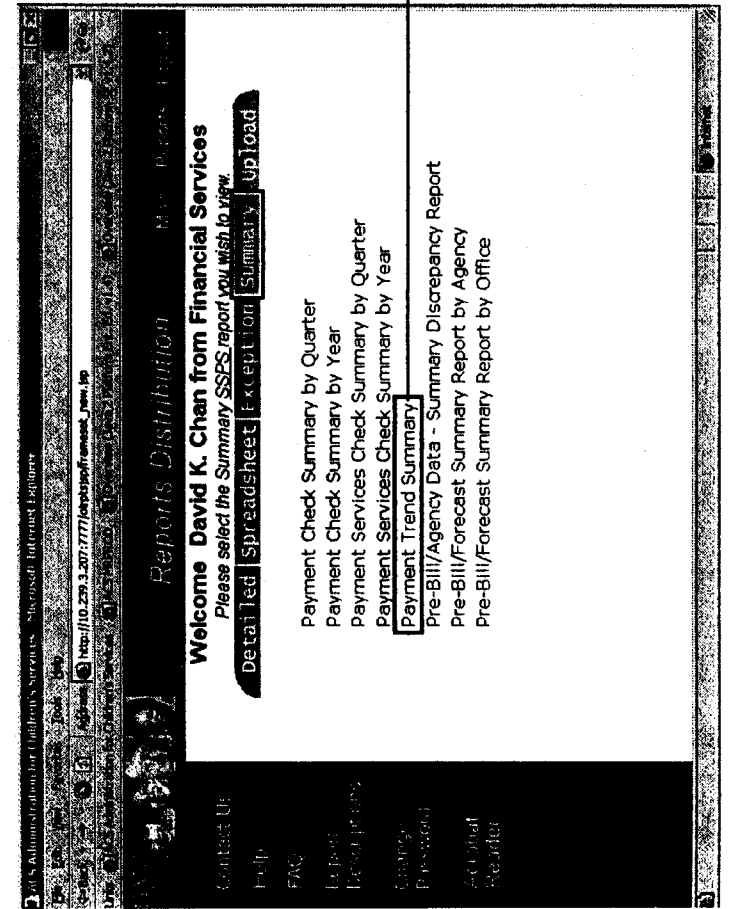
Users have the option to filter the report based on Fiscal Year.



Payment Trend Summary

Report includes summary BICS payment data that shows an Agency's total submission for each service month. The report tracks all payments for a service month and each payment associated with that service month within a fiscal year.

Users have the option to filter the report based on Fiscal Year.



Pre-Bill/Agency Data - Summary Discrepancy Report

Report includes summary BICS Pre-Bill and Agency data for children associated with the Agency during the service period. The top section of the report displays Pre-Bill and Agency dollar amounts. The second section of the report displays counts related to distinct children. The third section of the report displays counts related to the specific records including the source of the record and discrepancies on each of the records.

