

Correctional Health Services

CHS Access Report – August 2016

Contents

I.	Data Dictionary	2
II.	Trending	4
III.	Summary Data.....	6
IV.	Detail Data.....	7

I. Data Dictionary

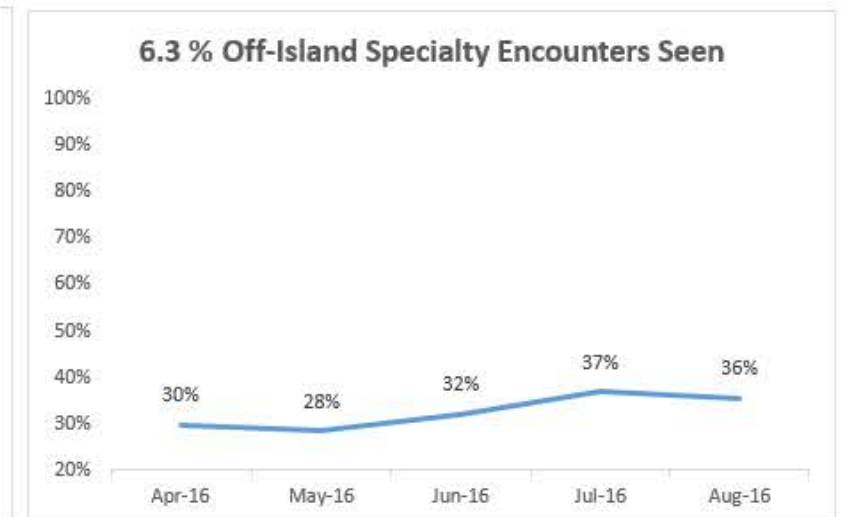
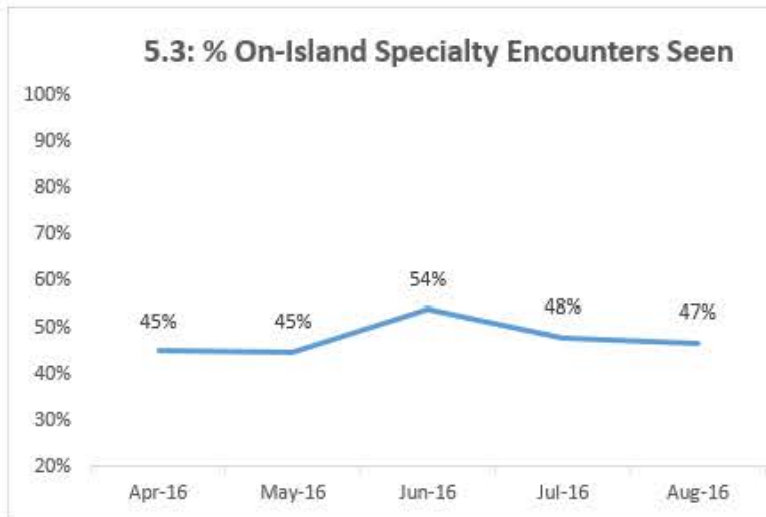
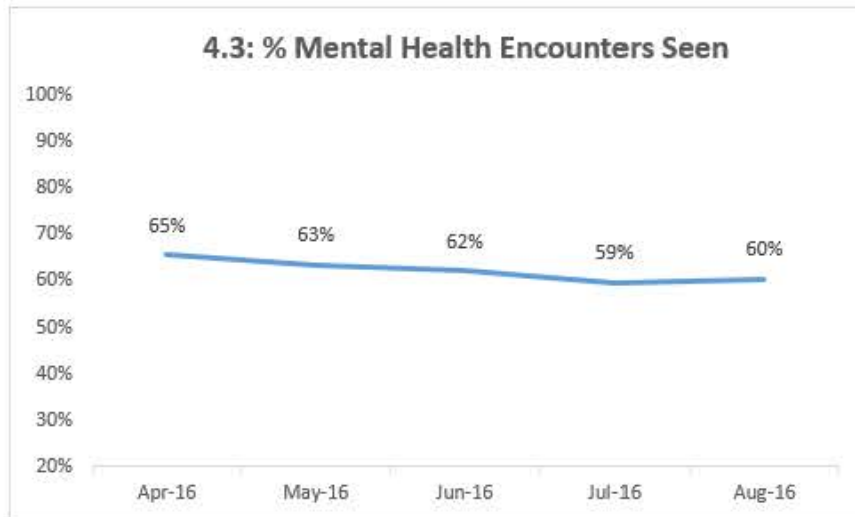
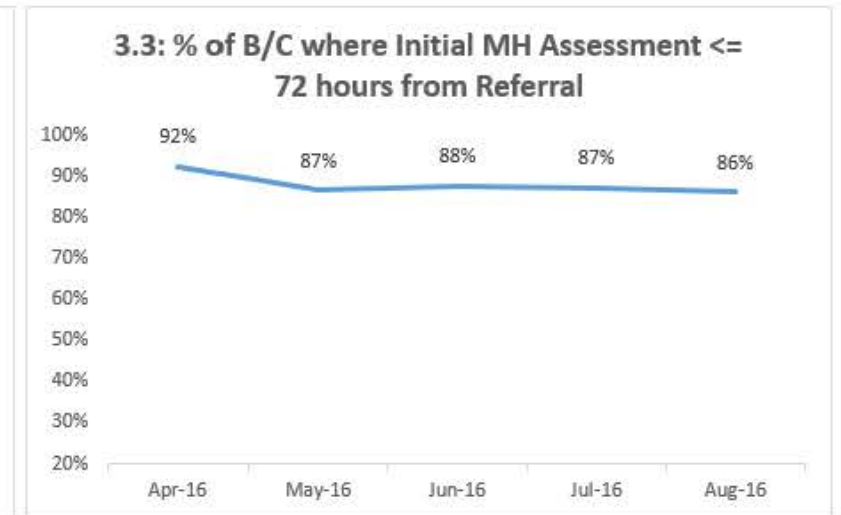
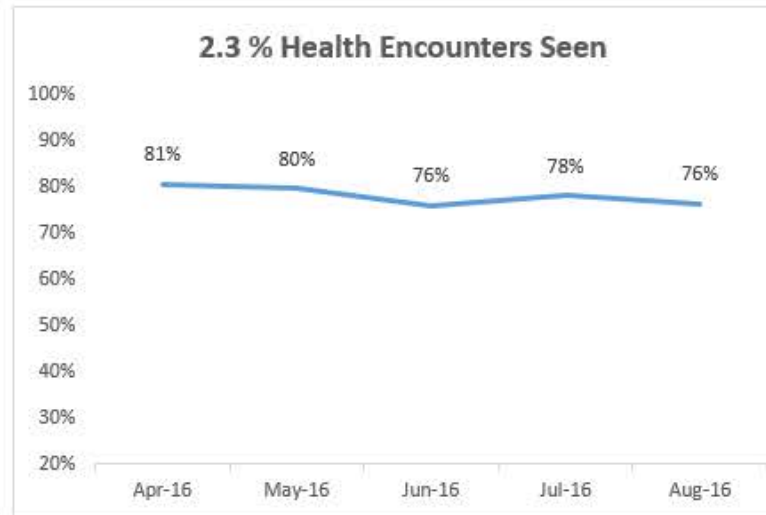
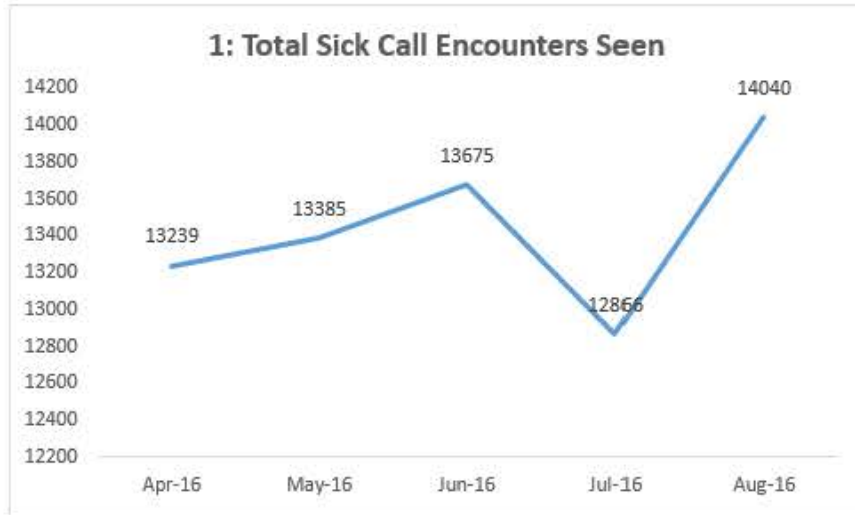
Metric #	Metric Descriptions	Source	Definition
1	Total Sick Call Encounters Seen	Electronic Health Record	<u>Shows all unscheduled medical encounters (Sick Call, Injury, Emergency) that were conducted by a clinician or nursing staff. Numerator</u>
2.1	Total Health Encounters Seen	Electronic Health Record	<u>Shows all scheduled medical follow-up and nursing follow-up encounters that were conducted by a clinician or nursing staff. Numerator</u>
2.2	Total Health Encounters Scheduled	Electronic Health Record	<u>Shows all scheduled medical follow-up and nursing follow-up encounters scheduled irrespective of outcome. Denominator</u>
2.3	% Health Encounters Seen	Electronic Health Record	Metrics 2.1 divided by 2.2
2.4	Total Health Encounters by Visit Status	Electronic Health Record	Metric 2.2 broken out by encounter status (e.g., Seen, Not Produced, CHS Cancelled, Refused, etc.). Displays both the numerator (i.e., encounters conducted) as well as the status for the remaining scheduled encounters that were not conducted.
3.1	Total B/C where Initial Mental Health Assessment <= 72 hours from Referral to Mental Health	Electronic Health Record	For all Book and Cases where an <u>initial referral</u> to mental health occurs in reporting month, total number of Book and Cases that had a Mental Health Intake or Psychiatric Assessment where encounter date was <= 72 hours from referral date.
3.2	Total B/C with Referral to Mental Health	Electronic Health Record	All Book and Cases with an <u>initial referral</u> to mental health in reporting month.
3.3	% of B/C where Initial Mental Health Assessment <= 72 hours from Referral to Mental Health	Electronic Health Record	Metric 3.1 divided by 3.2
4.1	Total Mental Health Encounters Seen	Electronic Health Record	<u>Shows all mental health encounters conducted. Numerator</u>
4.2	Total Mental Health Encounters Scheduled	Electronic Health Record	<u>Shows all mental health encounters scheduled irrespective of outcome. Denominator</u>
4.3	% Mental Health Encounters Seen	Electronic Health Record	Metric 4.1 divided by 4.2
4.4	Total Mental Health Encounters by Visit Status	Electronic Health Record	Metric 4.2 broken out by encounter status (e.g., Seen, Not Produced, CHS Cancelled, Refused, etc.). Displays both the numerator (i.e., encounters conducted) as well as the status for the remaining scheduled encounters that were not conducted.

5.1	Total On-Island Specialty Encounters Seen	Electronic Health Record	Total encounters conducted for specialties: Audiology, Cardiology, Dermatology, Dialysis, ENT, Gynecology, Hand Specialist, ID Specialist, Nephrology, Neurology, Optometry, Orthopedic, Podiatry, Post Partum, Pre-Natal, Rehab Physical Therapy, Reproduction, Surgery. <u>Shows all scheduled on-island specialty encounters conducted by a provider. Numerator</u>
5.2	Total On-Island Specialty Encounters Scheduled	Electronic Health Record	Total encounters scheduled for specialties: Audiology, Cardiology, Dermatology, Dialysis, ENT, Gynecology, Hand Specialist, ID Specialist, Nephrology, Neurology, Optometry, Orthopedic, Podiatry, Post Partum, Pre-Natal, Rehab Physical Therapy, Reproduction, Surgery. <u>Shows all on-island specialty encounters whether or not they were conducted by a provider. Denominator</u>
5.3	% On-Island Specialty Encounters Seen	Electronic Health Record	Metric 5.1 divided by 5.2
5.4	Total On-Island Specialty Encounters by Visit Status	Electronic Health Record	Metric 5.2 broken out by encounter status (e.g., Seen, Not Produced, CHS Cancelled, Refused, etc.). Displays both the numerator (i.e., encounters conducted) as well as the status for the remaining scheduled encounters that were not conducted.
6.1	Total Off-Island Specialty Encounters Seen	Electronic Health Record	All off-island specialty encounters conducted at hospital. Numerator
6.2	Total Off-Island Specialty Encounters Scheduled	Electronic Health Record	All off-island specialty encounters scheduled at hospital. Denominator
6.3	% Off-Island Specialty Encounters Seen	Electronic Health Record	Metric 6.1 divided by 6.2

II. Trending

Month-to-Month Summary Data Trending						
Metric #	Metric Descriptions	Apr-16	May-16	Jun-16	Jul-16	Aug-16
1	Total Sick Call Encounters Seen	13239	13385	13675	12866	14040
2.1	Total Health Encounters Seen	13539	13425	13062	12460	13371
2.2	Total Health Encounters Scheduled	16788	16873	17145	15949	17503
2.3	% Health Encounters Seen	81%	80%	76%	78%	76%
3.1	Total B/C where Initial Mental Health Assessment <= 72 hours from Referral to Mental Health	566	526	581	533	501
3.2	Total B/C with Referral to Mental Health	612	607	662	611	582
3.3	% of B/C where Initial Mental Health Assessment <= 72 hours from Referral to Mental Health	92%	87%	88%	87%	86%
4.1	Total Mental Health Encounters Seen	17194	16415	16780	15774	16533
4.2	Total Mental Health Encounters Scheduled	26321	25939	27105	26544	27442
4.3	% Mental Health Encounters Seen	65%	63%	62%	59%	60%
5.1	Total On-Island Specialty Encounters Seen¹	1990	2056	2313	2260	2430
5.2	Total On-Island Specialty Encounters Scheduled¹	4424	4599	4299	4715	5211
5.3	% On-Island Specialty Encounters Seen¹	45%	45%	54%	48%	47%
6.1	Total Off-Island Specialty Encounters Seen	299	293	303	283	309
6.2	Total Off-Island Specialty Encounters Scheduled	1003	1032	943	767	868
6.3	% Off-Island Specialty Encounters Seen	30%	28%	32%	37%	36%

¹Dialysis, Post-Partum, Pre-Natal, and Reproductive Health were added to the metric calculation beginning July 2016.



III. Summary Data

August Summary Data														
Metric #	Metric Descriptions	AMKC	BKDC	EMTC	GMDC	GRVC	MDC	NIC	OBCC	RMSC	RNDC	VCBC	WF/CDU	Metric Total
1	Total Sick Call Encounters Seen	2738	692	1465	1356	1104	1132	199	1335	1530	1158	1219	112	14040
2.1	Total Health Encounters Seen	3660	387	1292	675	966	710	421	916	1427	553	1841	523	13371
2.2	Total Health Encounters Scheduled	4922	463	1397	1060	1389	1119	438	1411	1612	871	2098	723	17503
2.3	% Health Encounters Seen	74%	84%	92%	64%	70%	63%	96%	65%	89%	63%	88%	72%	76%
2.4	Total Health Encounters by Visit Status	See 2.4 Detail Data Table												
3.1	Total B/C where Initial Mental Health Assessment <= 72 hours from Referral to Mental Health	119	8	42	26	10	22	5	42	105	42	79	1	501
3.2	Total B/C with Referral to Mental Health	138	9	52	32	10	26	5	58	118	49	84	1	582
3.3	% of B/C where Initial Mental Health Assessment <= 72 hours from Referral to Mental Health	86%	89%	81%	81%	100%	85%	100%	72%	89%	86%	94%	100%	86%
4.1	Total Mental Health Encounters Seen	4978	528	1087	1004	1667	726	339	1806	2416	992	803	187	16533
4.2	Total Mental Health Encounters Scheduled	7661	998	2030	2045	2491	1383	396	3529	3215	2406	1079	209	27442
4.3	% Mental Health Encounters Seen	65%	53%	54%	49%	67%	52%	86%	51%	75%	41%	74%	89%	60%
4.4	Total Mental Health Encounters by Visit Status	See 4.4 Detail Data Table												
5.1	Total On-Island Specialty Encounters Seen	276	69	230	80	130	111	416	182	628	204	81	23	2430
5.2	Total On-Island Specialty Encounters Scheduled	801	171	466	221	294	279	684	426	1321	345	158	45	5211
5.3	% On-Island Specialty Encounters Seen	34%	40%	49%	36%	44%	40%	61%	43%	48%	59%	51%	51%	47%
5.4	Total On-Island Specialty Encounters by Visit Status	See 5.4 Detail Data Table												
6.1	Total Off-Island Specialty Encounters Seen	55	22	22	4	34	10	45	23	18	46	18	12	309
6.2	Total Off-Island Specialty Encounters Scheduled	188	56	69	23	81	61	107	79	56	85	37	26	868
6.3	% Off-Island Specialty Encounters Seen	29%	39%	32%	17%	42%	16%	42%	29%	32%	54%	49%	46%	36%
6.4	Off-Island Specialty Encounters by Visit Status	See 6.4 Detail Data Table												

IV. Detail Data

2.4 Total Health Encounters by Visit Status Detail Data													
Visit Status	AMKC	BKDC	EMTC	GMDC	GRVC	MDC	NIC	OBCC	RMSC	RNDC	VCBC	WF/CDU	Total
SEEN	3660	387	1292	675	966	710	421	916	1427	553	1841	523	13371
Refused Verified	193	3	21	11	51	15	5	30	47	31	97	184	688
CHS Cancelled	161	7	40	188	181	53	8	189	74	49	45	0	995
Court	118	1	3	24	10	44	0	92	30	26	28	5	381
Left w/o See	6	0	0	2	3	2	0	4	0	10	14	0	41
Not Produced	784	65	41	160	178	295	4	180	34	202	73	11	2027

4.4 Total Mental Health Encounters by Visit Status Detail Data													
Visit Status	AMKC	BKDC	EMTC	GMDC	GRVC	MDC	NIC	OBCC	RMSC	RNDC	VCBC	WF/CDU	Total
SEEN	4978	528	1087	1004	1667	726	339	1806	2416	992	803	187	16533
Refused Verified	258	12	182	124	59	27	9	135	212	150	56	3	1227
CHS Cancelled	909	38	417	237	118	81	2	355	154	117	0	1	2429
Court	301	46	11	79	71	105	12	239	176	110	48	11	1209
Left w/o See	19	10	6	4	16	4	0	8	25	9	0	1	102
Not Produced	1196	364	327	597	560	440	34	986	232	1028	172	6	5942

5.4 Total On-Island Specialty Encounters by Visit Status Detail Data													
Visit Status	AMKC	BKDC	EMTC	GMDC	GRVC	MDC	NIC	OBCC	RMSC	RNDC	VCBC	WF/CDU	Total
SEEN	276	69	230	80	130	111	416	182	628	204	81	23	2430
Refused Verified	18	52	96	32	38	14	63	156	202	53	53	0	777
CHS Cancelled	9	3	13	1	7	6	13	4	13	2	3	1	75
Court	20	0	10	5	8	0	20	10	111	7	6	2	199
Left w/o See	1	1	4	0	5	0	3	1	9	2	0	0	26
Not Produced	477	46	113	103	106	148	169	73	358	77	15	19	1704

6.4 Off-Island Specialty Encounters by Visit Status Detail Data													
Visit Status	AMKC	BKDC	EMTC	GMDC	GRVC	MDC	NIC	OBCC	RMSC	RNDC	VCBC	WF/CDU	Total
SEEN	55	22	22	4	34	10	45	23	18	46	18	12	309
Refused Verified	8	10	31	5	17	10	24	18	27	20	10	2	182
CHS Cancelled	4	1	1	1	5	6	5	1	4	3	1	1	33
Cancelled Hospital	19	9	5	1	6	6	12	12	5	5	3	5	88
Court	6	1	1	1	4	3	3	3	1	5	1	1	30
Left w/o See	5	1	3	0	1	2	2	2	0	0	0	1	17
Not Produced	91	12	6	11	14	24	16	20	1	6	4	4	209