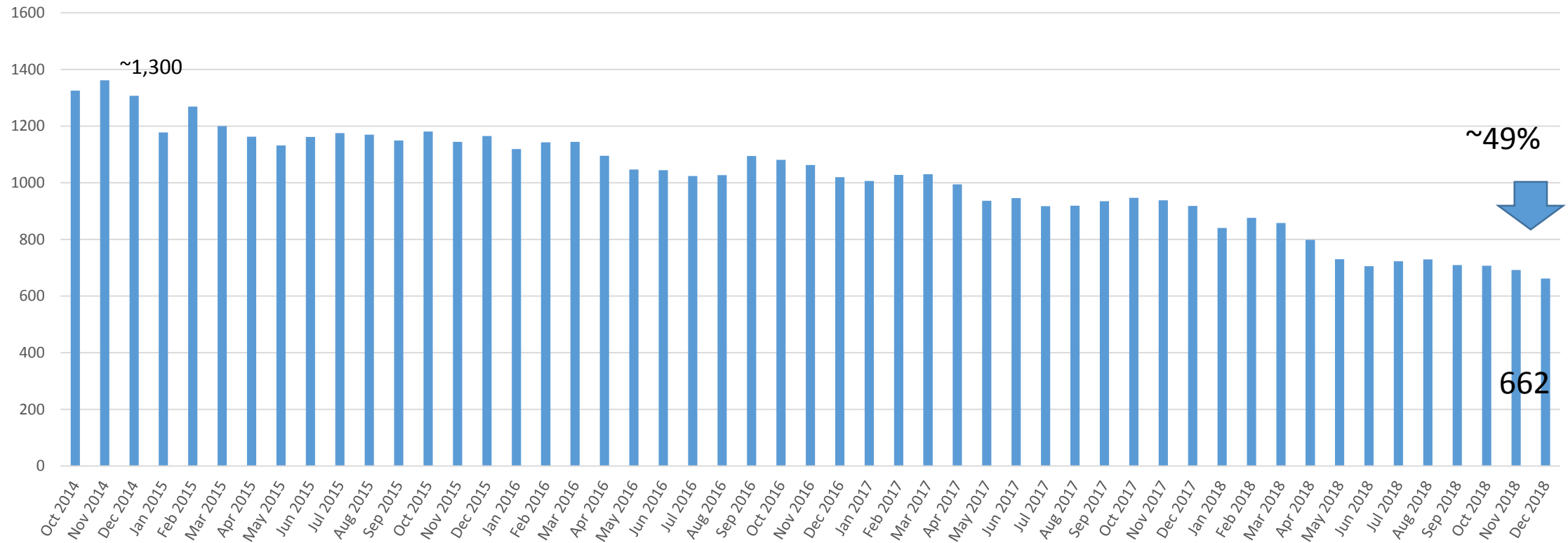


# Young Adults (18-21) in DOC Custody

- At the end of 2014, there were around ~1,300 young adults in DOC custody. Since then, the number of young adults in DOC custody has decrease by nearly half (~46%). As of June 2018, there were just over 700 young adults in DOC custody.

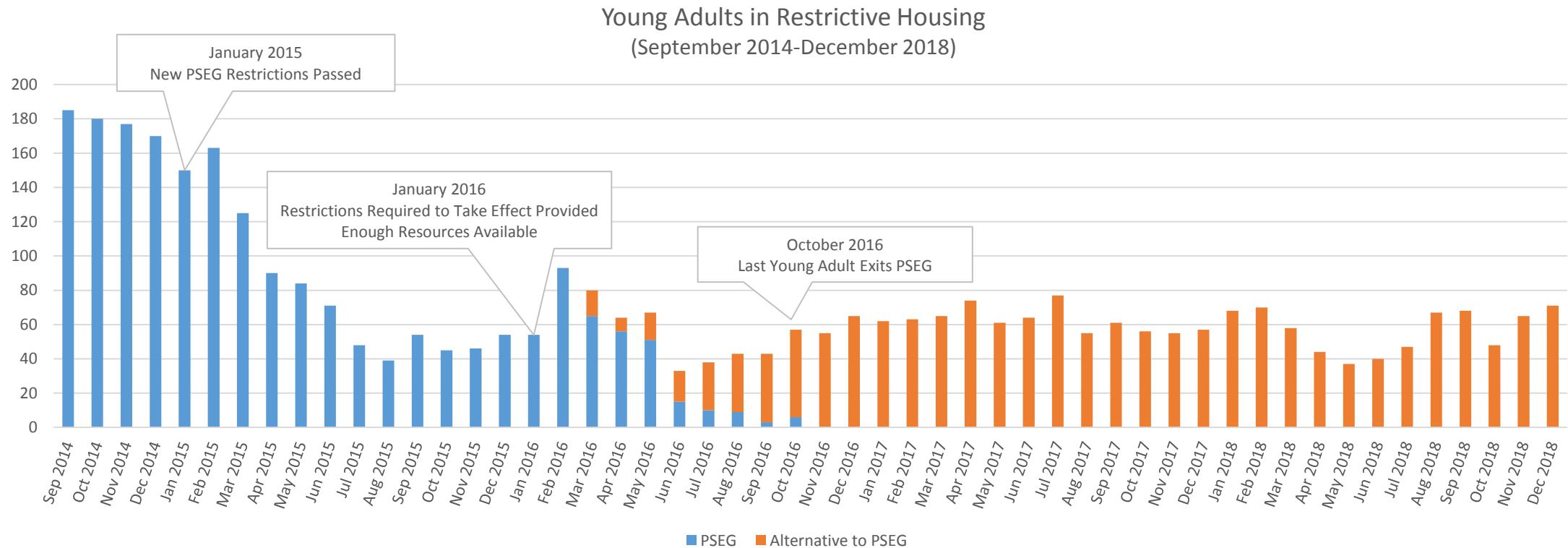
Total Young Adult Population  
(October 2014-December 2018)



Source: DOC individual-level cross-section data at the first of every month.

# Young Adults in Restrictive Housing

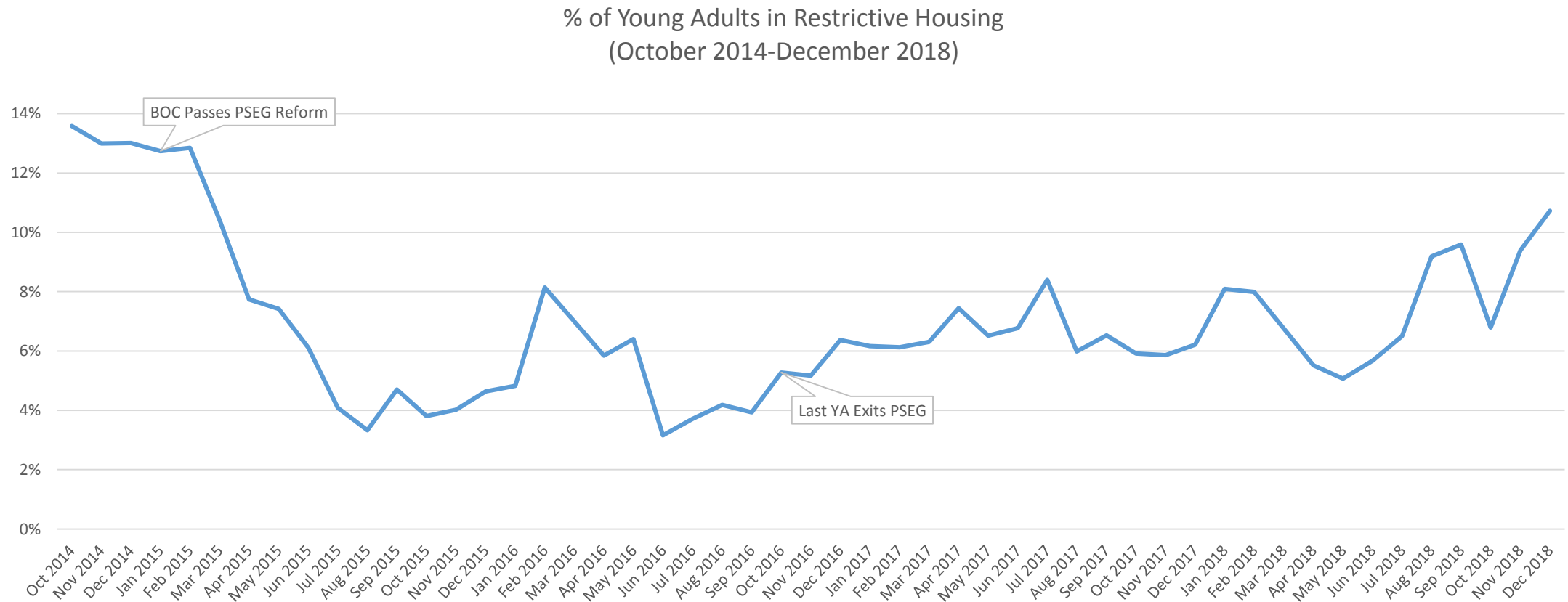
- In January 2015, the Board of Correction passed restrictions on the use of punitive segregation, which, among other restrictions, prohibited the use of PSEG for individuals under the age of 22.
- As a result, the Department developed various alternatives to punitive segregation for this population, including: Second Chance, TRU, Secure, and Enhanced Supervised Housing.
- In January 2015, when the new PSEG regulations were passed, there were 150 young adults in PSEG, by June of 2018 there were only 40 young adults in restrictive housing units, representing a 73% decrease.



Source: DOC census housing category designations matched to individual-level cross-section data at the first of every month.

# Young Adults in Restrictive Housing cont.

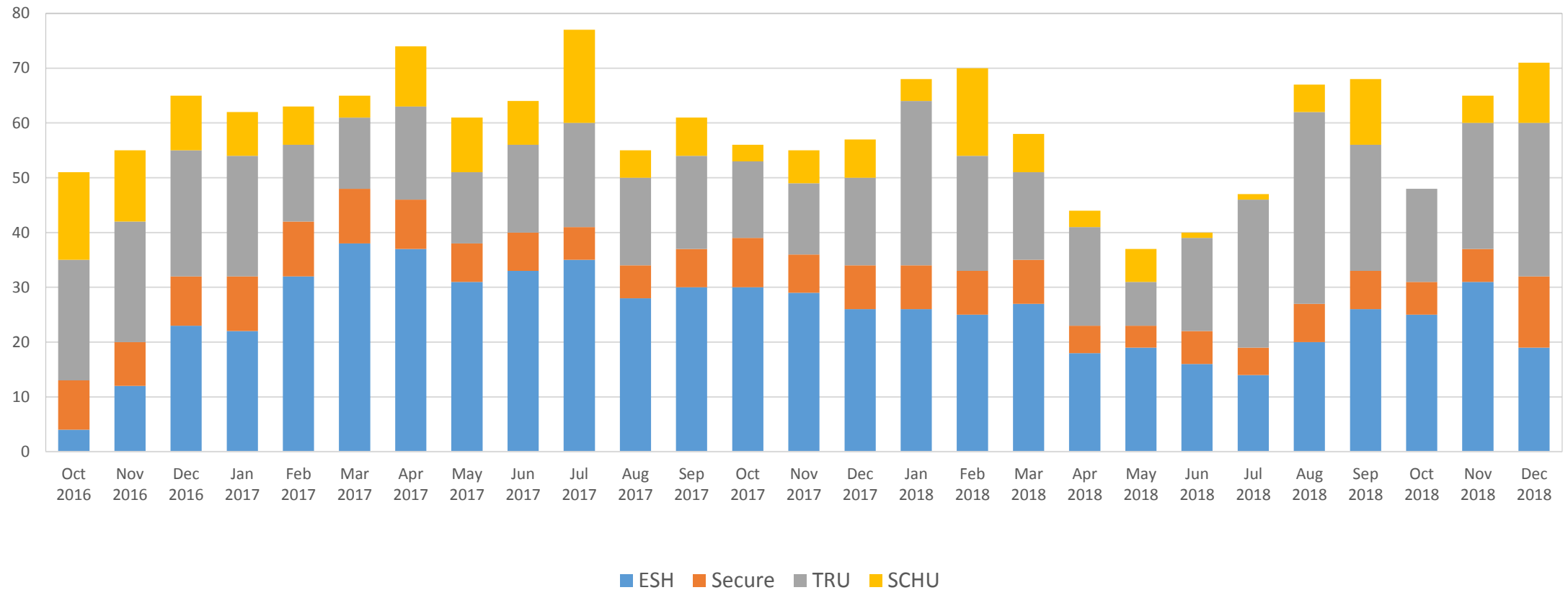
- Prior to BOC passing PSEG reforms in January 2015, the portion of young adults in PSEG ranged from 12% to 15% of the total YA population in DOC custody.
- Since the last young adult left PSEG in October of 2016, the portion of young adults in restrictive housing has generally remained between 5% and 8% percent of the total YA population in DOC custody.



Source: DOC census housing category designations matched to individual-level cross-section data at the first of every month.

# Young Adults in Restrictive Housing cont.

Young Adults in Restrictive Housing  
(October 2016 - December 2018)



Source: DOC census housing category designations matched to individual-level cross-section data at the first of every month.