

EXECUTIVE DIRECTOR'S REPORT TO THE BOARD

(Remarks as written for delivery)

November 16, 2015

(Statistics for October 2015)

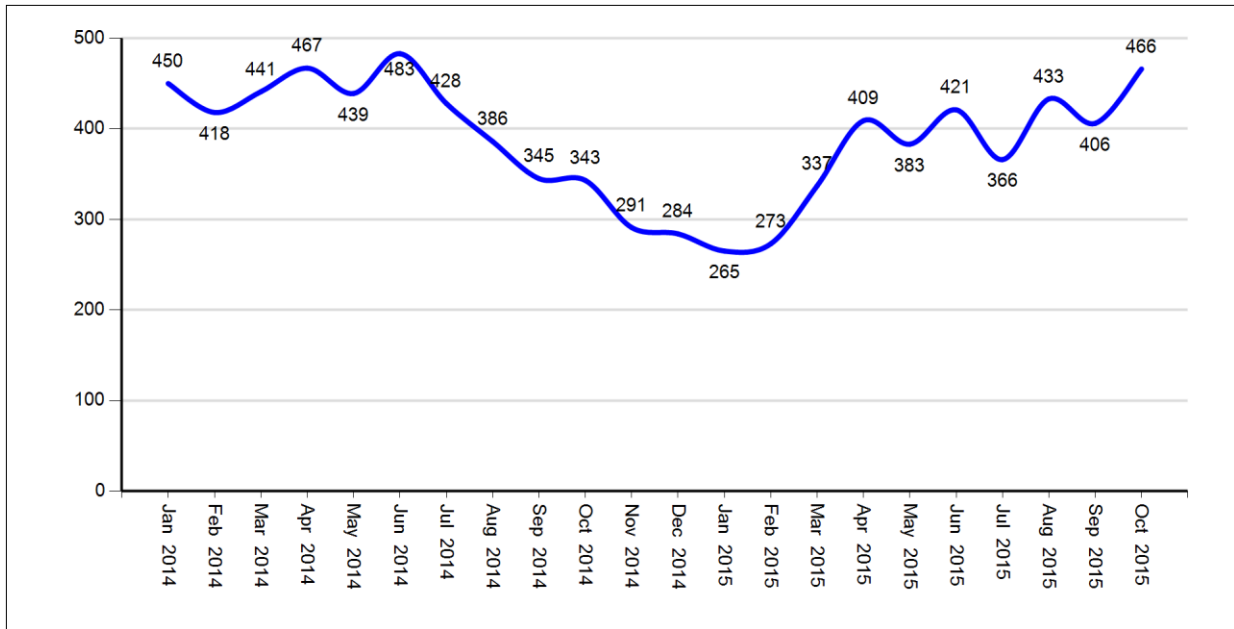
Good evening. My name is Mina Malik and I am the Executive Director of the Civilian Complaint Review Board (CCRB). I would like to thank David Covington, Director of the Office of Events Management and Matthew Albanese, Manager of Events at the City College of New York for assisting us in being here tonight, as well as Athena Moore from Manhattan Borough President Gale Brewer's Office. Please note that the next Board meeting on December 9th will be held in the lower level of the Burke Auditorium within the Staten Island Museum at 75 Stuyvesant Place in Staten Island.

I will discuss matters pertaining to the operations of our agency, and provide you with highlights from our monthly statistical report. For a full review of the Agency's monthly statistics, please visit our website.

Year-to-date civilian complaints against the police have decreased by 11%. From January through October 2015, the CCRB received 3,759 complaints, compared to 4,200 complaints for the same time period in 2014. By category of allegation, year-to-date discourtesy complaints have decreased by 21%, force complaints by 16%, offensive language complaints by 16%, and abuse of authority complaints by 9%.

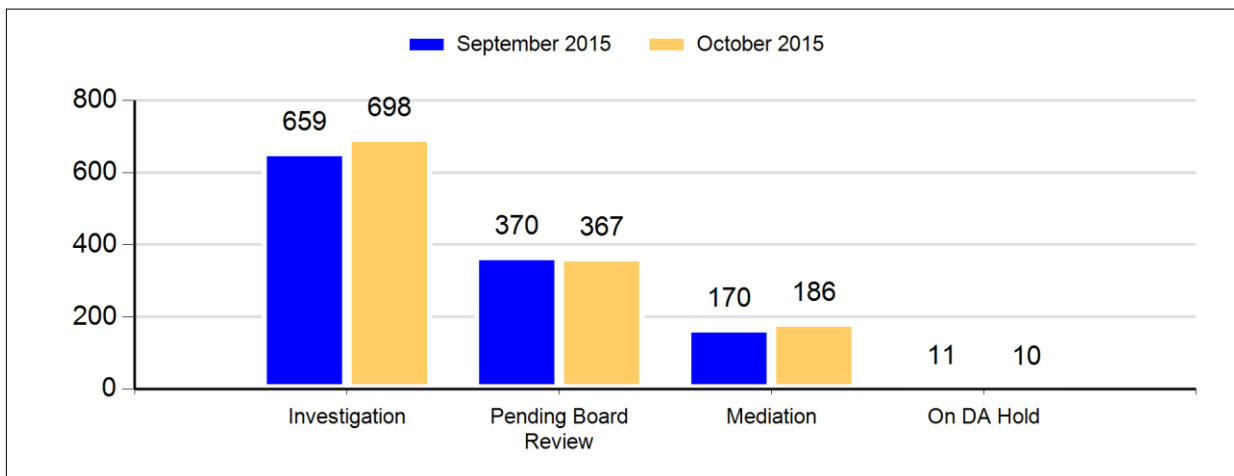
From January through October 2015, the Agency has received a monthly average of 376 complaints – compared to an average of 420 complaints per month for the same time period last year. In October, the CCRB opened 466 new cases – up from 406 in September and up from 343 in October of last year. Yet, complaints are down 11% year-to-date 2015 from the same period in 2014.

Figure 1: Year-to-date, average complaints per month are down. Yet, more cases were opened in October 2015 than in October 2014 (#)



In October, the CCRB’s total open docket was 1,261 cases. By the end of October, 698 of these cases were in the Investigations Unit representing 55% of total – up from 659 in September. Of the total docket, 367 cases were pending Board and/or Executive Staff review representing 29% - down from 370 cases pending review in September. The Mediation Program handled 186 cases representing 15% of the open docket – up from 170 cases in September. There were an additional 10 cases on DA hold in October. The October 2015 docket includes 12 reopened cases: 7 of these cases are active investigations, and 5 are pending board review.

Figure 2: Open Docket Analysis (#)



The CCRB continues to close its cases more efficiently. Of the cases that remain in the CCRB active docket, 93% have been open for four months or less, and a record 99% have been open for seven months or less – both higher than last month’s agency records. Continuing the trend from September, these docket numbers continue to be the best docket numbers since the creation of this office as an agency independent from the New York Police Department.

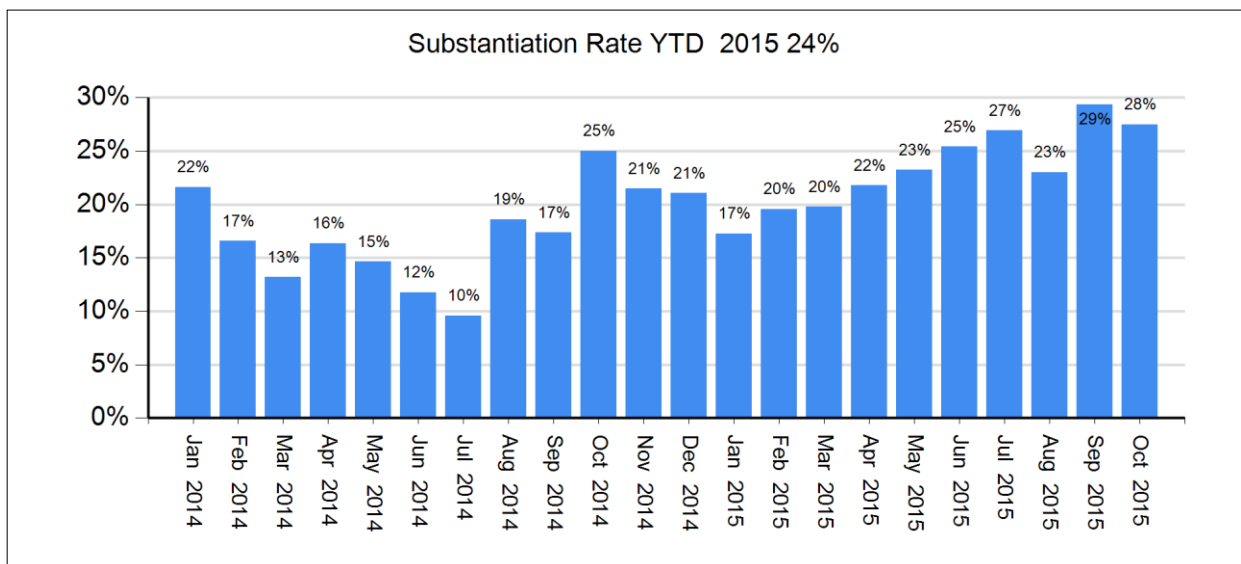
Investigators closed 1,849 full investigations from January through October 2015, compared to 1,466 for the same period last year, and resulting in 26% more full investigations. Year to date, the average days to close a full investigation has decreased 22% from 2014, before the reforms, to 2015.

In October 2015, the CCRB fully investigated 38% of the cases it closed, and resolved (fully investigated, mediated or mediation attempted) 47% of the cases it closed. The agency continues to face the challenge of truncations with a rate of 49% for the month of October.

Now I would like to highlight other key statistics for the month of October:

1. The October 2015 case substantiation rate of 28% is the second highest in CCRB history. October marks the seventh straight month that the CCRB has substantiated more than 20% of cases it fully investigates. The CCRB also substantiated 17% of its allegations, which is also one of the highest percentages in recent CCRB history. (See pg. 17 of the report for further information).

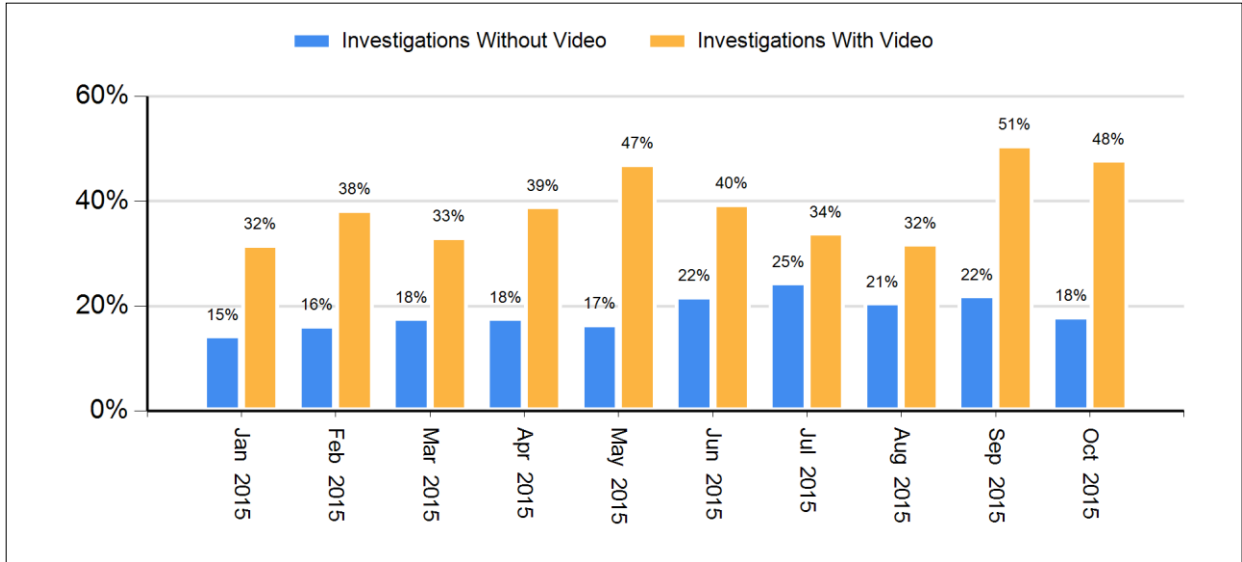
Figure 3: Percentage of Cases Substantiated Year-to-Date (January 2015 - October 2015)



2. With regard to fully investigated allegations in October, the Board substantiated 7% of Force allegations; 24% of Abuse of Authority allegations; 13% of Discourtesy allegations; and no Offensive Language allegations.

- Investigations using video evidence substantiated allegations in 48% of cases – compared to 18% of substantiated cases in which video was not available.

Figure 4: Percentage of Substantiated Cases With and Without Video (%)



- In October, the discipline rate was 91% for 22 cases in which police misconduct was substantiated by the Board and sent to the Police Department Advocate’s Office with penalty recommendations. The Department decline-to-prosecute rate for this time period was 9%.
- In October, the PC finalized verdicts against 16 officers – 8 of these were guilty verdicts won by the CCRB’s Administrative Prosecution Unit (APU), which prosecutes the most serious allegations of misconduct. The APU has conducted trials against 101 respondent officers year to date, and trials against 3 respondent officers in October.
- Finally, we have added several new features to the Monthly Report. Each month, the Report will now feature case abstracts of four complaints closed in the prior month that serve as examples of what the different CCRB dispositions mean in practice: substantiated, unsubstantiated, exonerated, unfounded, and officer unidentified. These abstracts can be found on pages 13 and 14 of the Report. In addition, the Report now provides information on truncated and mediated cases by both complaint and allegation.