



BILL DE BLASIO
MAYOR

CIVILIAN COMPLAINT REVIEW BOARD
100 CHURCH STREET 10th FLOOR
NEW YORK, NEW YORK 10007 ♦ TELEPHONE (212) 912-7235
www.nyc.gov/ccrb



FREDERICK DAVIE
CHAIR

Executive Director's Monthly Report
June 2020
(Statistics for May 2020)

Contents

Executive Summary	2
Glossary	3
Complaints Received	4
CCRB Cases Received By Borough and Precinct	5
Allegations Received	7
CCRB Docket	10
Body Worn Camera Footage Requests	12
Closed Cases	13
Resolving Cases	13
Dispositions / Case Abstracts	14
Dispositions - Full Investigations	16
Dispositions - All CCRB Cases	17
Dispositions - Allegations	18
Substantiation Rates	20
Substantiation Rates and Video	21
Board Discipline Recommendations for Substantiated Complaints	22
Board Discipline Recommendations for Substantiated Allegations	24
Truncations	27
Complaints by PSA	28
Mediation Unit	30
Administrative Prosecution Unit	32
NYPD Discipline	33
Appendix	39

Executive Summary

The Civilian Complaint Review Board (“CCRB”) is an independent municipal Agency that investigates complaints of NYPD misconduct. Every month, the CCRB prepares an Executive Director report for its public meeting. Data for May 2020 included the following highlights:

- 1) Of the cases in the CCRB active investigations docket, 65% have been open for 4 months or fewer, and 82% have been open for 7 months or fewer (page 10). In May, the CCRB opened 430 new cases (page 4), and currently has a total open docket of 2,796 cases (page 11).
- 2) The CCRB substantiated allegations in 30% of its fully investigated cases (page 16).
- 3) The CCRB fully investigated 57% of the cases it closed in May (page 13) and resolved (fully investigated, mediated or attempted mediation) 57% of the cases it closed (page 17). The Agency's truncation rate was 42% (page 13). This is primarily driven by uncooperative complainants/alleged victims, or witnesses.
- 4) For May, investigations using video evidence resulted in substantiated allegations in 33% of cases - compared to 21% of cases in which video was not available (page 20-21).
- 5) The Monthly Report includes a breakdown of complaints and substantiations by NYPD precinct and borough of occurrence (pages 5-6, 25-26).
- 6) In May the Police Commissioner finalized 6 decision(s) against police officers in Administrative Prosecution Unit (APU) cases (page 32). The CCRB's APU prosecutes the most serious allegations of misconduct. The APU conducted 5 trials against members of the NYPD year-to-date; no trials were conducted against respondent officers in May.

Finally, the Monthly Report contains a Table of Contents, Glossary, and Appendix, all meant to assist readers in navigating this report. The CCRB is committed to producing monthly reports that are valuable to the public, and welcomes feedback on how to make its data more accessible.

Glossary

In this glossary we have included a list of terms that regularly appear in our reports.

Allegation: An allegation is a specific act of misconduct. The same “complaint” can have multiple allegations – excessive force and discourteous language, for example. Each allegation is reviewed separately during an investigation.

APU: The Administrative Prosecution Unit is the division of the CCRB that has prosecuted “charges” cases since April 2013, after the signing of a 2012 Memorandum of Understanding between the CCRB and NYPD.

Board Panel: The “Board” of the CCRB has 13 members. Of the 13 members, five are chosen by the Mayor, five are chosen by the City Council, and three are chosen by the Police Commissioner. Following a completed investigation by the CCRB staff, three Board members, sitting as a Board Panel, will make a finding on whether misconduct occurred and will make a recommendation on what level of penalty should follow.

Case/Complaint: For the purposes of CCRB data, a “case” or “complaint” is defined as any incident within the Agency’s jurisdiction, brought to resolution by the CCRB. Cases/Complaints thus include truncations, fully investigated or ongoing cases, mediations, and completed investigations pending Board Panel review.

Disposition: The Board’s finding as to the outcome of a case (i.e. if misconduct occurred).

FADO: Under the City Charter, the CCRB has jurisdiction to investigate the following categories of police misconduct: Force, Abuse of Authority, Discourtesy, and Offensive Language, collectively known as “FADO”.

Intake: CCRB’s intake team initially handles complaints from the public. Intake takes complaints that come via live phone calls, voicemails, an online complaint form, or in-person.

Investigation: CCRB investigators gather evidence and interview witnesses to prepare reports on misconduct allegations. An investigation ends when a closing report is prepared detailing the evidence and legal analysis, and the case is given to the Board for disposition.

Mediation: A complainant may mediate his or her case with the subject officer, in lieu of an investigation, with the CCRB providing a neutral, third-party mediator.

Truncation: When a complaint is withdrawn or there is no complainant/alleged victim available for an interview, the investigation is “truncated.”

Complaints Received

The CCRB’s Intake team processes misconduct complaints from the public and referrals from the NYPD. Under the New York City Charter, the CCRB’s jurisdiction is limited to allegations of misconduct related to Force, Abuse of Authority, Discourtesy and Offensive Language. All other complaints are referred to the appropriate agency. Figure 1 refers to all complaints that the CCRB receives and Figures 2 and 3 refer to new cases that remain with the Agency. In May 2020, the CCRB initiated 430 new complaints.

Figure 1: Total Intake by Month (January 2019 - May 2020)

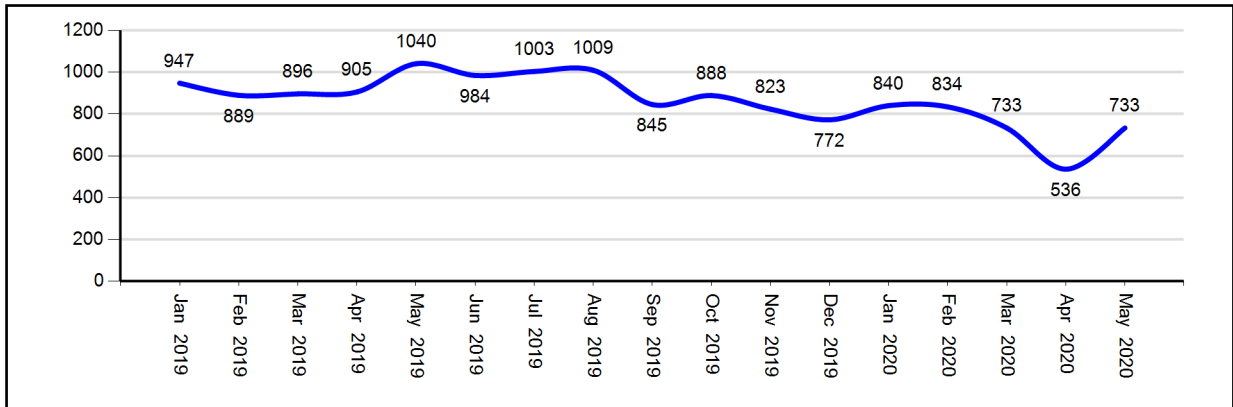


Figure 2: New CCRB Complaints by Month (January 2019 - May 2020)

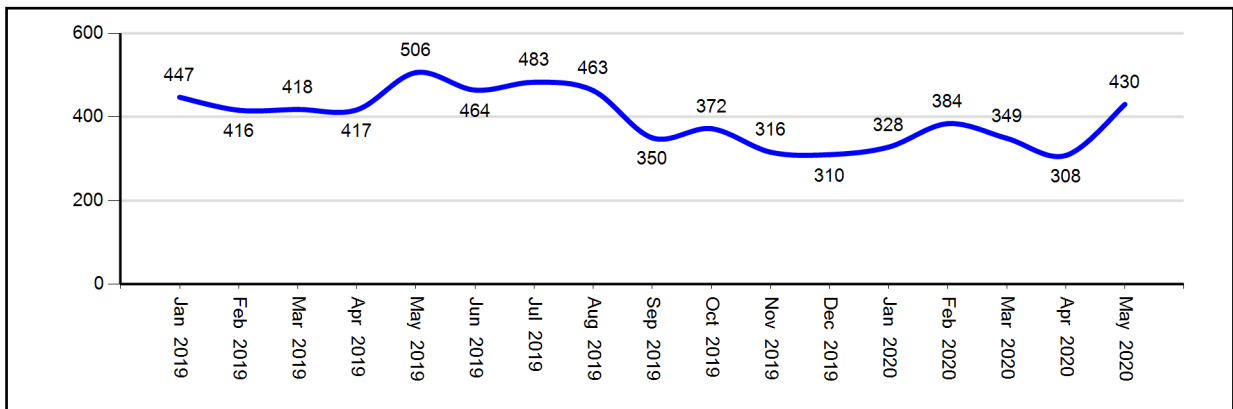
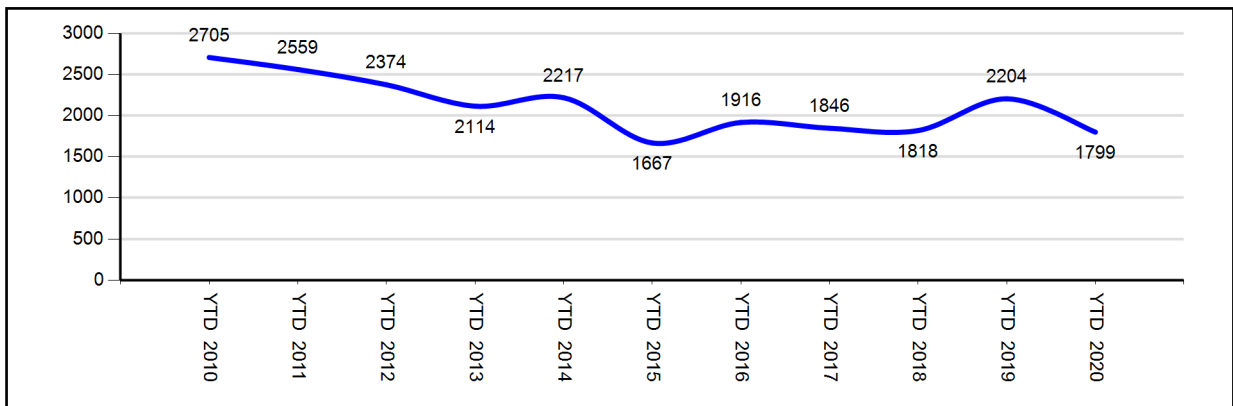


Figure 3: New CCRB Complaints by Year (YTD 2010 - YTD 2020)



CCRB Cases Received by Borough and Precinct

Of the five boroughs, the largest number of misconduct complaints stemmed from incidents occurring in Brooklyn, followed by Bronx. The 44th Precinct had the highest number at 19 incidents.

Figure 4: CCRB Complaints Received By Borough of Occurrence (May 2020)

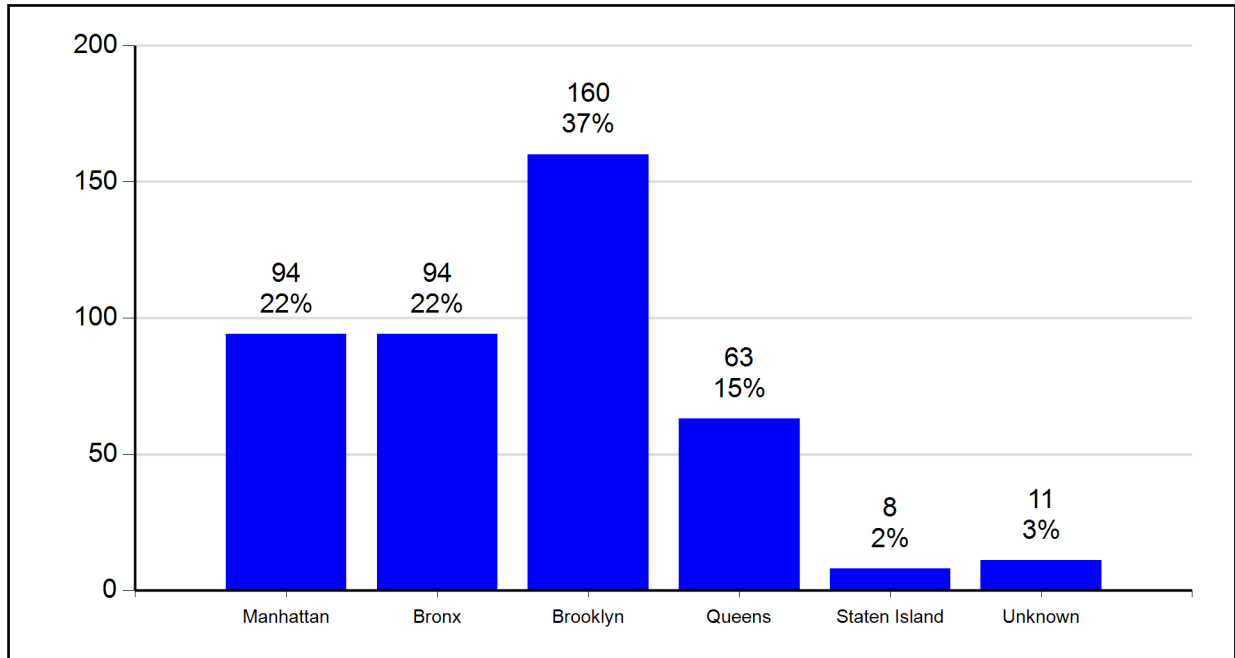


Figure 5: CCRB Complaints Received By Borough of Occurrence (YTD 2020)

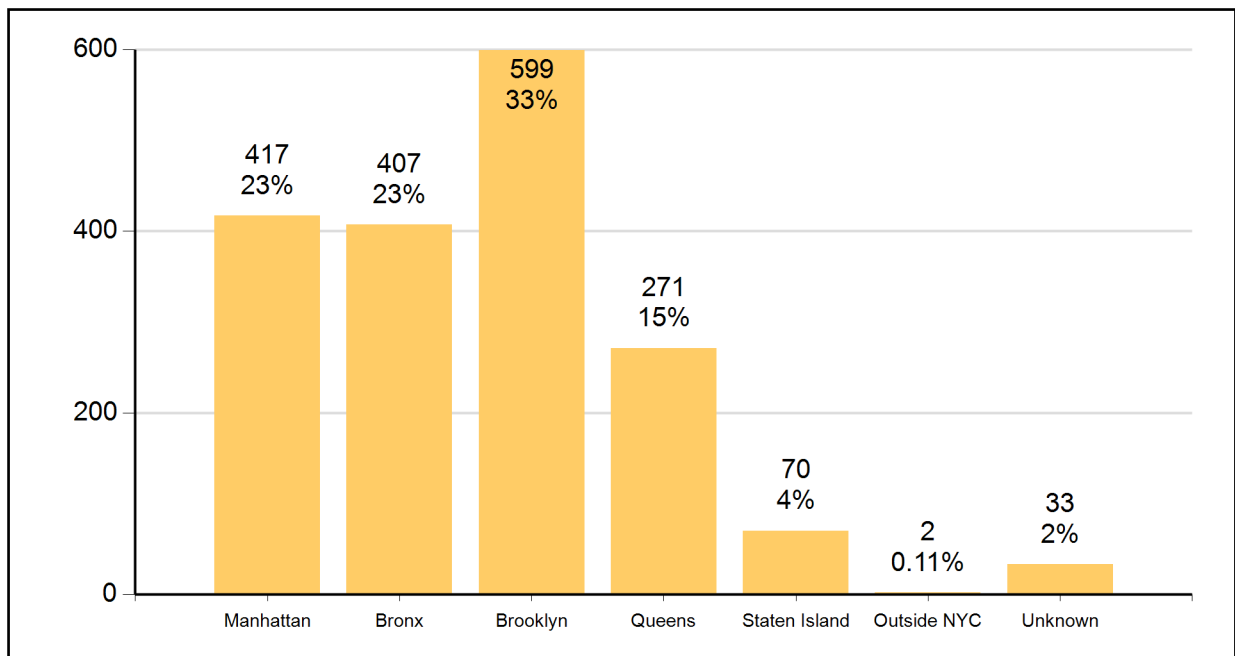


Figure 6: CCRB Complaints Received By Precinct of Occurrence (May 2020)

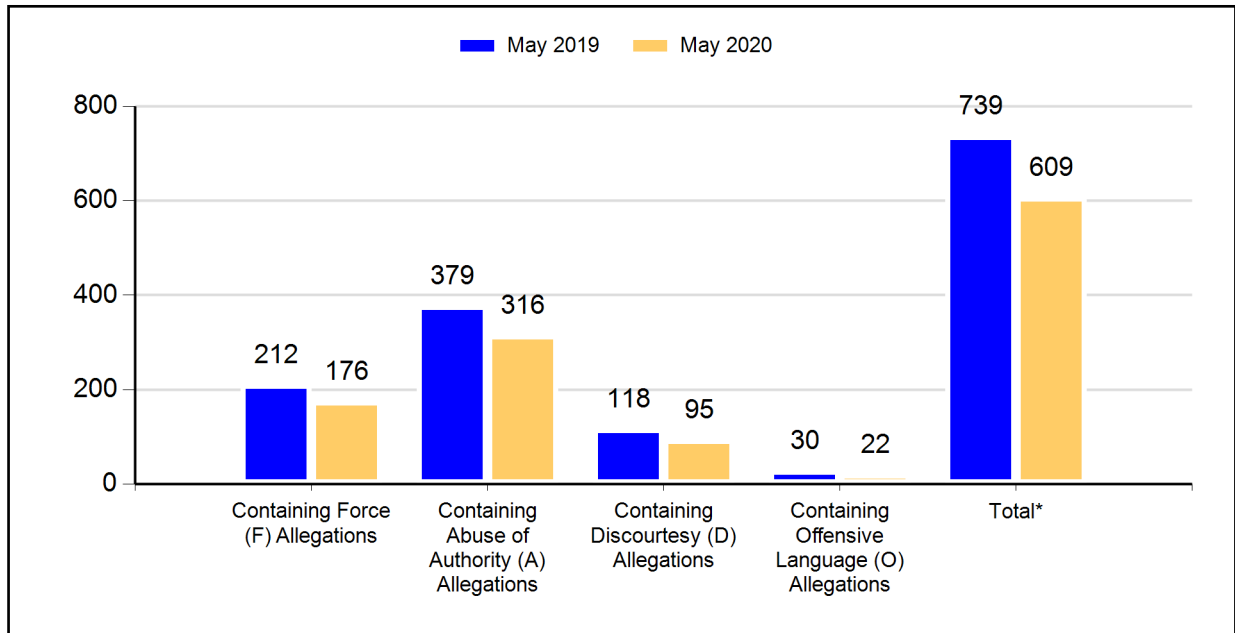
NYPD Precinct of Occurrence*	Number of Complaints	NYPD Precinct of Occurrence*	Number of Complaints
1	5	67	9
5	2	68	4
6	4	69	2
7	1	70	10
9	6	71	9
10	1	72	4
13	10	73	17
14	9	75	17
17	1	76	3
18	2	77	11
19	1	78	11
20	1	79	8
23	5	81	5
24	8	83	7
25	7	84	6
26	2	88	10
28	5	90	4
30	2	94	1
32	3	101	5
33	4	103	14
34	8	104	7
40	17	105	4
41	4	106	2
42	4	107	4
43	12	108	2
44	19	109	4
45	2	110	1
46	6	112	8
47	5	113	4
48	5	114	3
49	3	115	4
50	5	120	1
52	8	121	1
60	4	122	3
61	5	123	2
62	2	Unknown	28
63	5		
66	2		

*These figures track where an incident occurred, not necessarily the Command of the officer. Please review Figures 62A-62Q for Command Level data for cases closed in 2017.

Allegations Received

As described in the previous section, the CCRB has jurisdiction over four categories of NYPD misconduct. In comparing May 2019 to May 2020, the number of complaints containing an allegation of Force is down, Abuse of Authority complaints are down, Discourtesy are down and Offensive Language are down. Figures for the year-to-date comparison show that in 2020, complaints containing an allegation of Force are down, Abuse of Authority are down, Discourtesy are down and Offensive Language are down.

Figure 7: CCRB Complaints Received By Type of Allegation (May 2019 vs. May 2020)



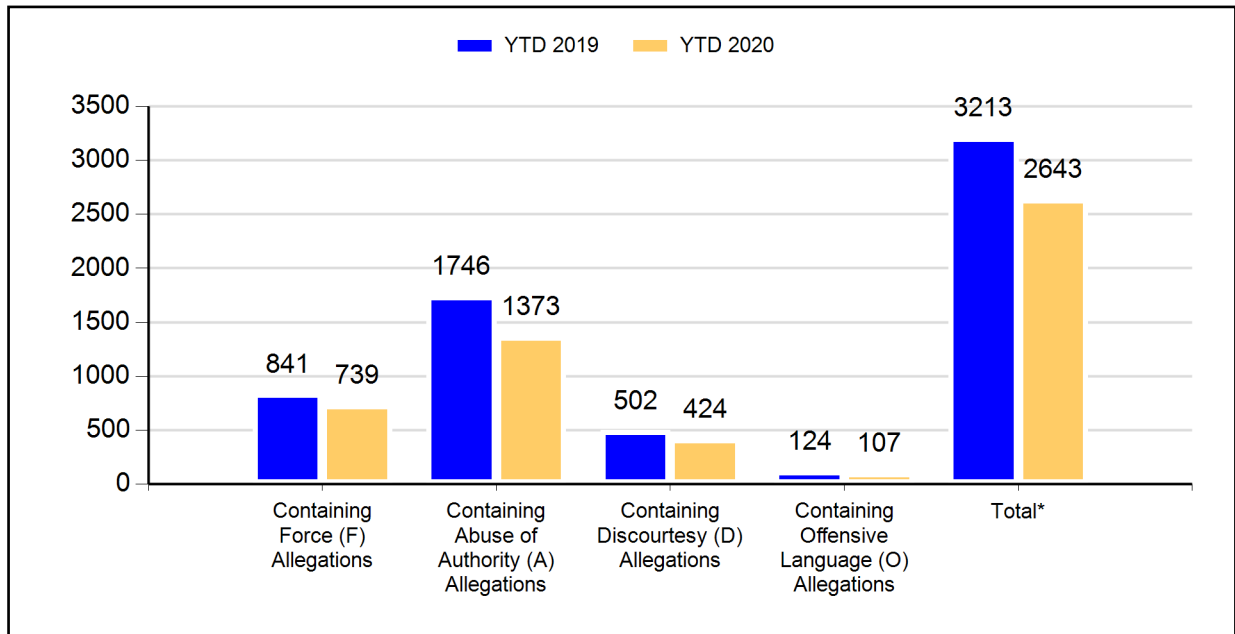
*This is the total of distinct FADO allegation types in complaints received.

Figure 8: CCRB Complaints Received By Type of Allegation (% of Complaints)

	May 2019		May 2020		Change	% Change
	Count	% of Total Complaints	Count	% of Total Complaints		
Force (F)	212	42%	176	41%	-36	-17%
Abuse of Authority (A)	379	75%	316	73%	-63	-17%
Discourtesy (D)	118	23%	95	22%	-23	-19%
Offensive Language (O)	30	6%	22	5%	-8	-27%
Total FADO Allegations	739		609		-130	-18%
Total Complaints	506		430		-76	-15%

Note: the number of allegations in recently received complaints typically grows somewhat as the complaints are investigated.

Figure 9: CCRB Complaints Received By Type of Allegation (YTD 2019 vs. YTD 2020)



*This is the total of distinct FADO allegation types in complaints received.

Figure 10: CCRB Complaints Received By Type of Allegation YTD (% of Complaints)

	YTD 2019		YTD 2020		Change	% Change
	Count	% of Total Complaints	Count	% of Total Complaints		
Force (F)	841	38%	739	41%	-102	-12%
Abuse of Authority (A)	1746	79%	1373	76%	-373	-21%
Discourtesy (D)	502	23%	424	24%	-78	-16%
Offensive Language (O)	124	6%	107	6%	-17	-14%
Total FADO Allegations	3213		2643		-570	-18%
Total Complaints	2204		1799		-405	-18%

Note: the number of allegations in recently received complaints typically grows somewhat as the complaints are investigated.

Figure 11: Total Allegations (% of Total Allegations)

	May 2019		May 2020		Change	% Change
	Count	% of Total Allegations	Count	% of Total Allegations		
Force (F)	440	25%	370	25%	-70	-16%
Abuse of Authority (A)	1076	62%	941	64%	-135	-13%
Discourtesy (D)	175	10%	126	9%	-49	-28%
Offensive Language (O)	38	2%	29	2%	-9	-24%
Total Allegations	1729		1466		-263	-15%
Total Complaints	506		430		-76	-15%

Figure 12: Total Allegations YTD (% of Total Allegations)

	YTD 2019		YTD 2020		Change	% Change
	Count	% of Total Allegations	Count	% of Total Allegations		
Force (F)	1794	22%	1519	23%	-275	-15%
Abuse of Authority (A)	5452	67%	4505	67%	-947	-17%
Discourtesy (D)	730	9%	578	9%	-152	-21%
Offensive Language (O)	160	2%	142	2%	-18	-11%
Total Allegations	8136		6744		-1392	-17%
Total Complaints	2204		1799		-405	-18%

The number of allegations in recently received complaints typically grows as the complaints are investigated.

CCRB Docket

As of the end of May 2020, 65% of active CCRB cases are fewer than five months old, and 82% active cases have been open for fewer than eight months.

Figure 13: Age of Active Cases Based on Received Date (May 2020)

Case Age Group	Count	% of Total
Cases 0-4 Months	1617	65.5%
Cases 5-7 Months	398	16.1%
Cases 8-11 Months	317	12.8%
Cases 12-18 Months*	128	5.2%
Cases Over 18 Months**	9	0.4%
Total	2469	100%

*12-18 Months: 14 cases that were reopened; 1 case that was on DA Hold.

**Over18 Months: 5 cases that were reopened; 3 cases that were on DA Hold.

Figure 14: Age of Active Cases Based on Incident Date (May 2020)

	Count	% of Total
Cases 0-4 Months	1479	59.9%
Cases 5-7 Months	421	17.1%
Cases 8-11 Months	352	14.3%
Cases 12-18 Months*	194	7.9%
Cases Over 18 Months**	23	0.9%
Total	2469	100%

*12-18 Months: 13 cases that were reopened; 1 case that was on DA Hold.

**Over18 Months: 8 cases that were reopened; 3 cases that were on DA Hold.

An active case is here defined as an investigation; cases in mediation are excluded.

Figure 15: Number of Active Investigations (January 2019 - May 2020)

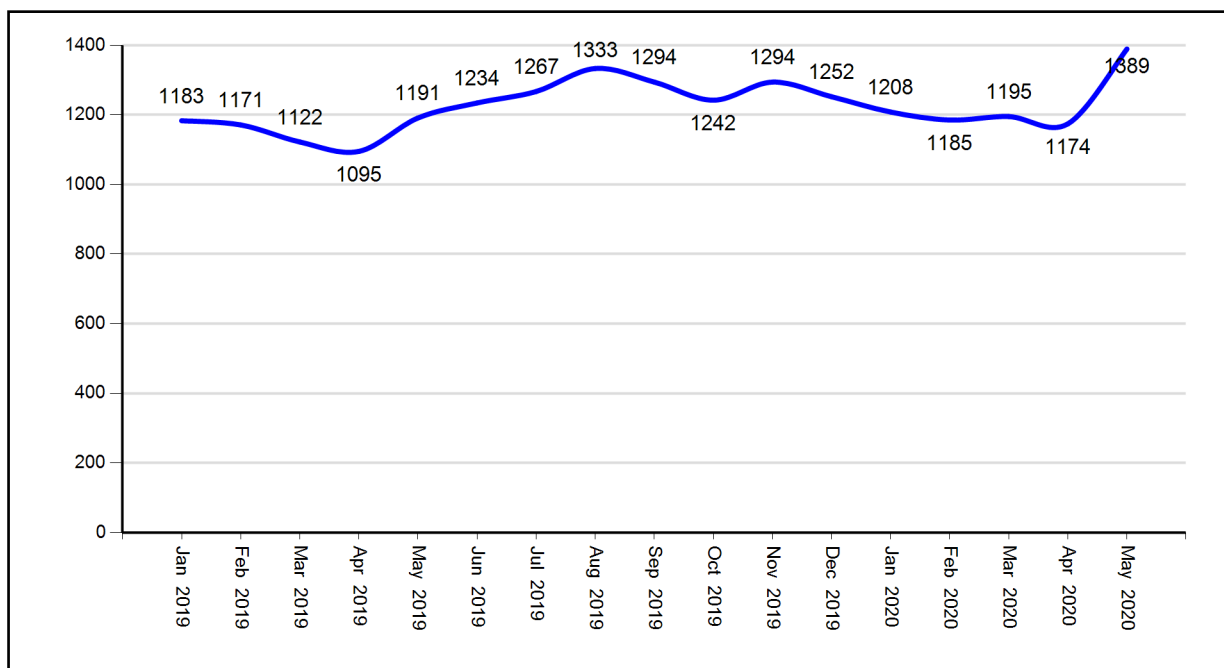


Figure 16: Open Docket Analysis

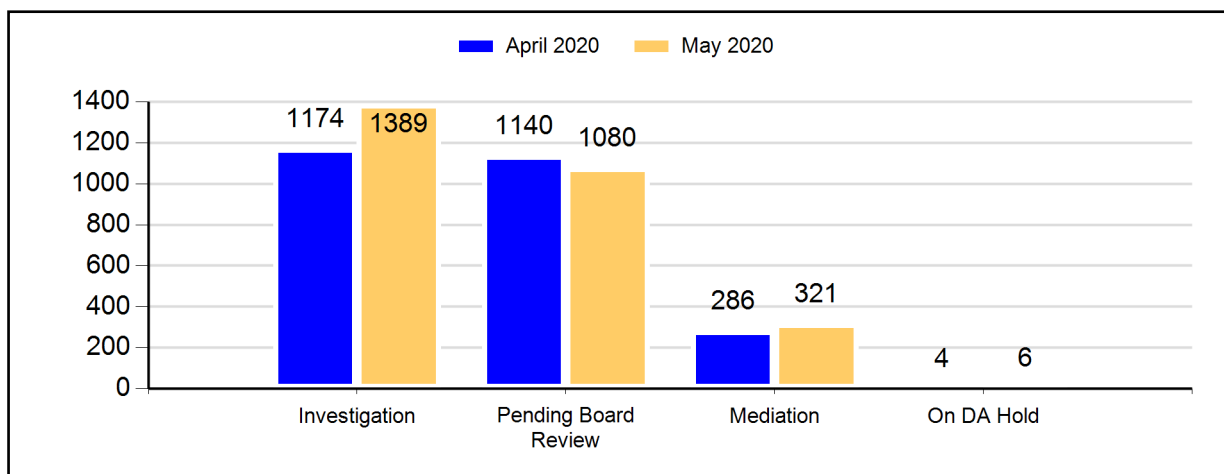


Figure 17: Open Docket Analysis with % Change

	April 2020		May 2020		Change	% Change
	Count	% of Total	Count	% of Total		
Investigations	1174	45%	1389	50%	215	18%
Pending Board Review	1140	44%	1080	39%	-60	-5%
Mediation	286	11%	321	11%	35	12%
On DA Hold	4	0%	6	0%	2	50%
Total	2604		2796		192	7%

Body Worn Camera Footage Requests

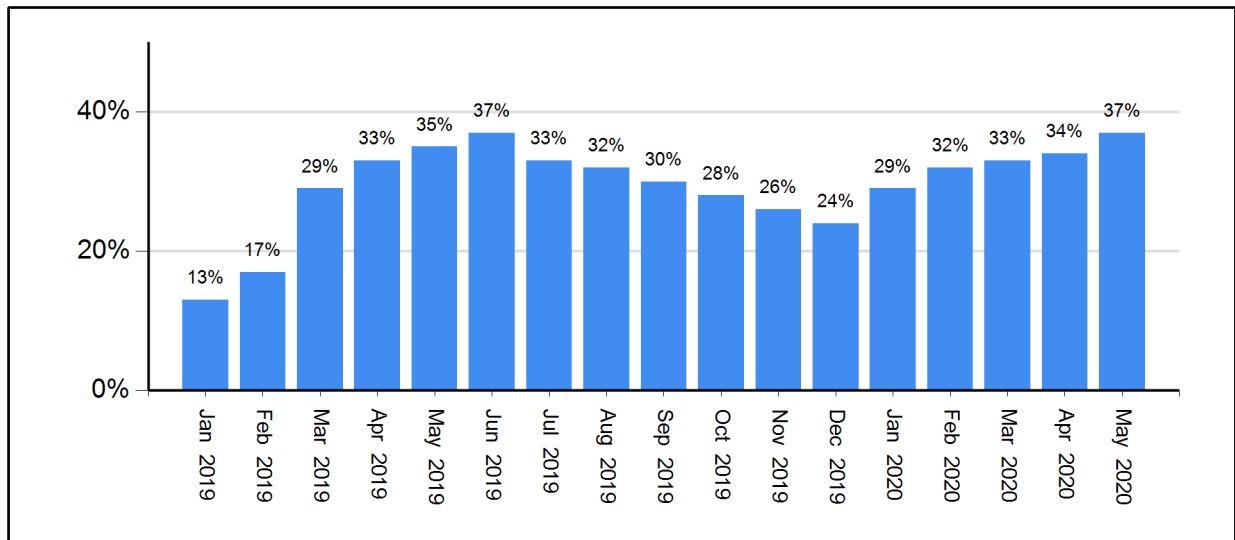
Since the widespread roll out of body worn cameras in 2018, the collection of footage from these cameras has become an integral part of CCRB investigations.

The timeliness of the response to BWC footage requests has a direct impact on the length of time it takes to complete an investigation. The longer it takes to fulfill BWC requests, the longer CCRB investigations remain on the open docket.

Figure 18: Pending Requests for BWC Footage

Days Pending	BWC Requests	% of Total
00 <= Days < 30	259	26.3%
30 <= Days < 60	145	14.8%
60 <= Days < 90	153	15.6%
90 <= Days	426	43.3%
Total	983	100%

Figure 19: Percentage of Open Investigations Docket with Pending BWC Requests (January 2019 - May 2020)

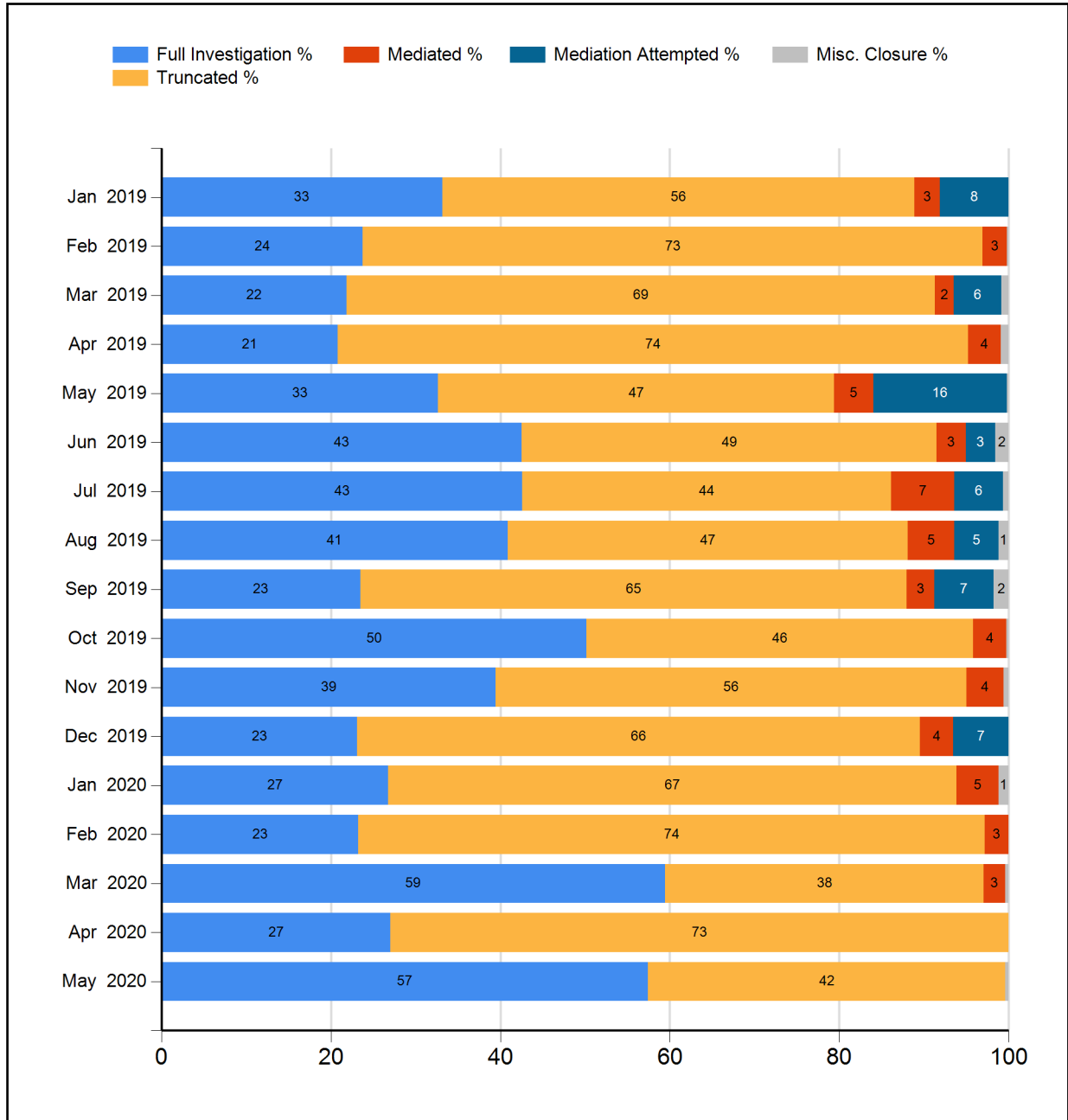


Closed Cases

Resolving Cases

In May 2020, the CCRB fully investigated 57% of the cases it closed, and resolved (fully investigated, mediated or mediation attempted) 57% of the cases it closed.

Figure 20: Case Resolutions (January 2019 - May 2020) (%)



Dispositions

Cases fully investigated by the CCRB generally receive one of five outcomes:

- If the alleged misconduct is found to have occurred, based on the preponderance of the evidence, the allegation is **substantiated**.
- If there is not enough evidence to determine whether or not the alleged misconduct occurred, the allegation is **unsubstantiated**.
- If the preponderance of the evidence suggests that the event or alleged act did not occur, the allegation is **unfounded**.
- If the event did occur, but was not improper by a preponderance of evidence, the allegation is **exonerated**.
- If the CCRB was unable to identify any of the officers accused of misconduct, the case is closed as **officer unidentified**.

Additionally, a case might be **mediated**, with the subject officer and complainant discussing the incident in the presence of a neutral third-party moderator, or closed as **mediation attempted**, the designation for a case in which both the officer and the civilian agree to mediate, but the civilian fails to appear twice for the scheduled mediation session or fails to respond to attempts to schedule a mediation session. Finally, a case that cannot be fully investigated due to complainant/alleged victim unavailability or lack of cooperation is **truncated**.

Case Abstracts

The following case abstracts are taken from complaints closed this month and serve as examples of what the different CCRB dispositions mean in practice:

1. Substantiated

Two officers stopped a civilian under suspicion they graffitied. During the interaction, the civilian took two photographs of the officers. The civilian was then placed under arrest and taken to the stationhouse. While processing the arrest, an officer searched the civilian's cell phone and deleted the photographs. The Patrol Guide states that individuals have a right to lawfully record police activity and that officers must not delete such photographs or recordings. Additionally, a cell phone cannot be searched without consent, a search warrant, or exigent circumstances. As such, the CCRB substantiated the allegation.

2. Unsubstantiated

Two civilians were driving when stopped by four officers. The civilians alleged that the officers frisked and searched them and their vehicle. It was also alleged that an officer used discourteous language, refused to provide their name and shield number, and failed to provide their Right to Know Act business card. None of the officers could adequately recall the incident, and none of them turned on their body-worn camera footage. Unable to determine what happened by a preponderance of the evidence, the CCRB unsubstantiated the allegations.

3. Unfounded

The civilian alleged that after being pulled over, the officer searched their trunk. Body-worn camera footage of the incident demonstrated that after being asked for their license and registration, the civilian told the officer that it was in their pants in the trunk. The footage shows the civilian opening the trunk to retrieve the documentation and that the officer never searched it. Therefore, the CCRB determined that a vehicle search did not occur and unfounded the

allegation.

4. Exonerated

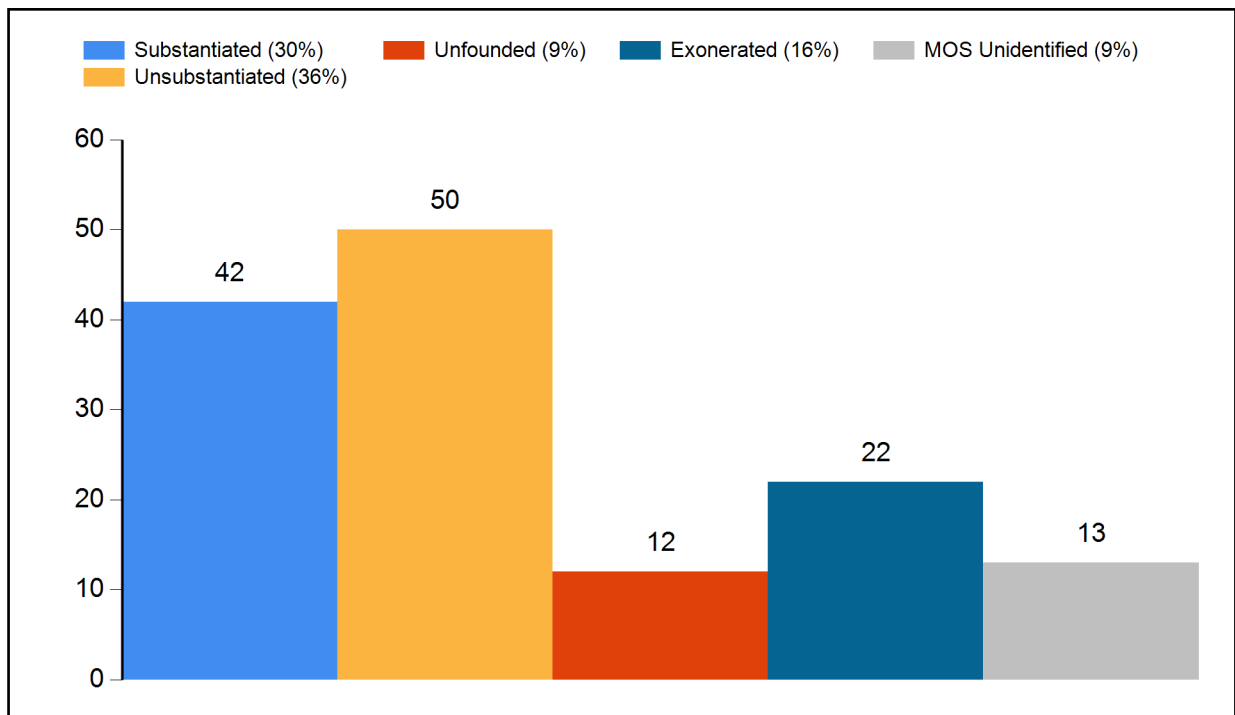
A civilian was laying across multiple seats on a bench in a subway station when two officers told them to leave the station. The civilian refused to do so, instead entering a subway car. The officers pushed the civilian out of the subway car and led them from the station. Although the officers failed to use their body-worn camera, cell phone footage captured the incident. As per MTA rules, civilians are not permitted to take up more than one seat on a platform and are subject to ejection if they do so. Therefore, the officers were justified in stopping the civilian to eject them. The Patrol Guide permits officers to use reasonable force to gain compliance. Because the civilian refused to leave the station, the officers were permitted to use force to gain compliance. As the force use was minimal, the CCRB determined that no misconduct occurred. Therefore, all the allegations were exonerated.

5. Officer Unidentified

Two civilians were walking in the park when they were approached by four officers, one of whom pointed a gun at them. The officers frisked the civilians, informing them they had to check them due to a report of gun shots. The officers then left without providing their Right to Know Act business cards. NYPD records confirmed the report of the gun shots, which occurred nearby the incident location. However, no NYPD documents were generated for this interaction. The two civilians providing differing descriptions of the officers, one saying they were all in plainclothes while another said that some were in uniform. Due to the report of gun shots and that the incident occurred near the border between two precincts, a large number of officers from various commands would have responded. Without more information and due to the failure of the officers to provide their business cards, the CCRB could not identify the subject officers and the allegations were closed as "officer unidentified".

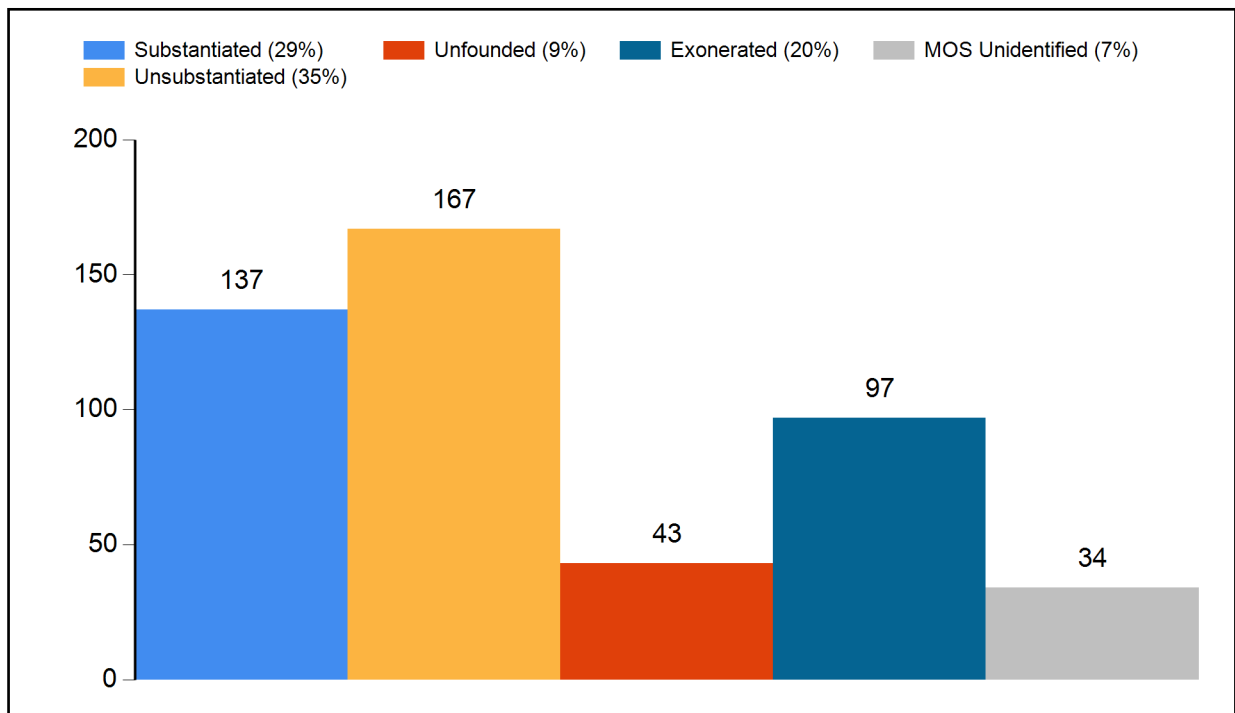
Dispositions - Full Investigations

Figure 21: Disposition Counts of Full Investigations (May 2020)



Due to the reconsideration process, counts are subject to change.

Figure 22: Disposition Counts of Full Investigations (YTD 2020)



Due to the reconsideration process, counts are subject to change.

Dispositions - All CCRB Cases

In addition to full investigations, CCRB cases can be closed through mediation and truncation. The following table lists all the CCRB case closures for the current month and year-to-date.

Figure 23: Disposition of Cases (2019 vs 2020)

	May 2019		May 2020		YTD 2019		YTD 2020	
	Count	% of Total	Count	% of Total	Count	% of Total	Count	% of Total
Full Investigations								
Substantiated	35	25%	42	30%	133	22%	137	29%
Exonerated	36	26%	22	16%	133	22%	97	20%
Unfounded	9	6%	12	9%	51	8%	43	9%
Unsubstantiated	50	35%	50	36%	242	40%	167	35%
MOS Unidentified	11	8%	13	9%	48	8%	34	7%
Total - Full Investigations	141		139		607		478	
Mediation Closures	Count	% of Total	Count	% of Total	Count	% of Total	Count	% of Total
Mediated	20	23%	0	NaN%	75	36%	29	100%
Mediation Attempted	68	77%	0	NaN%	136	64%	0	0%
Total - ADR Closures	88		0		211		29	
Resolved Case Total	229	53%	139	57%	818	36%	507	41%
Truncations / Other Closures	Count	% of Total	Count	% of Total	Count	% of Total	Count	% of Total
Complaint withdrawn	53	26%	22	21%	314	22%	146	20%
Complainant/Alleged Victim/Witness uncooperative	79	39%	49	48%	694	48%	365	50%
Complainant/Alleged Victim/Witness unavailable	35	17%	13	13%	248	17%	121	16%
Alleged Victim unidentified	2	1%	1	1%	28	2%	10	1%
Closed - Pending Litigation*	33	16%	17	17%	162	11%	88	12%
Miscellaneous	1	0%	1	1%	5	0%	3	0%
Administrative closure**	0	0%	0	0%	5	0%	3	0%
Total - Other Case Dispositions	203		103		1456		736	
Total - Closed Cases	432		242		2274		1243	

* Closed - Pending Litigation is a truncation category added in August 2017. It indicates that the complaint was truncated due to the complainant/alleged victim's attorney.

**Administrative closure is a special category that deals with NYPD's Internal Affairs Bureau-referred cases or spin off cases with no complainant/alleged victim, and in which CCRB attempts to locate or identify a complainant/alleged victim has yielded no results.

Dispositions - FADO Allegations

“Allegations” are different than “cases.” A case or complaint is based on an incident and may contain one or more allegations of police misconduct. The allegation substantiation rate is 11% for the month of May 2020, and the allegation substantiation rate is 13% year-to-date. The type of allegation the CCRB is most likely to substantiate is Discourtesy – substantiating 16% of such allegations during May 2020, and 18% for the year.

Figure 24: Disposition of Allegations (2019 vs 2020)

	May 2019		May 2020		YTD 2019		YTD 2020	
	Count	%of Total	Count	%of Total	Count	%of Total	Count	%of Total
Fully Investigated Allegations								
Substantiated	66	12%	84	11%	332	12%	301	13%
Unsubstantiated	201	36%	276	36%	893	33%	773	33%
Unfounded	31	6%	75	10%	234	9%	240	10%
Exonerated	189	34%	248	32%	953	35%	800	34%
MOS Unidentified	74	13%	82	11%	322	12%	243	10%
Total - Full Investigations	561		765		2734		2357	
Mediation Closures	Count	%of Total	Count	%of Total	Count	%of Total	Count	%of Total
Mediated	60	21%	0	NaN%	168	30%	76	100%
Mediation Attempted	227	79%	0	NaN%	389	70%	0	0%
Total - ADR Closures	287		0		557		76	
Truncations / Other Closures	Count	%of Total	Count	%of Total	Count	%of Total	Count	%of Total
Complaint withdrawn	125	22%	72	23%	815	19%	403	19%
Complainant/Alleged Victim/Witness uncooperative	259	45%	136	43%	2192	51%	1073	51%
Complainant/Alleged Victim/Witness unavailable	73	13%	32	10%	586	14%	292	14%
Alleged Victim unidentified	10	2%	2	1%	92	2%	23	1%
Closed - Pending Litigation	102	18%	58	18%	578	13%	264	13%
Miscellaneous	2	0%	15	5%	35	1%	30	1%
Administrative closure	0	0%	0	0%	8	0%	7	0%
Total - Other Case Dispositions	571		315		4306		2092	
Total - Closed Allegations	1420		1080		7598		4525	

Figure 25: Disposition of Allegations By FADO Category (May 2020)

	Substantiated	Unsubstantiated	Exonerated	Unfounded	Officers Unidentified	Total
Force	3 2%	36 24%	66 43%	31 20%	16 11%	152 100%
Abuse of Authority	66 13%	183 36%	174 34%	31 6%	56 11%	510 100%
Discourtesy	14 16%	46 54%	8 9%	10 12%	7 8%	85 100%
Offensive Language	1 6%	11 61%	0 0%	3 17%	3 17%	18 100%
Total	84 11%	276 36%	248 32%	75 10%	82 11%	765 100%

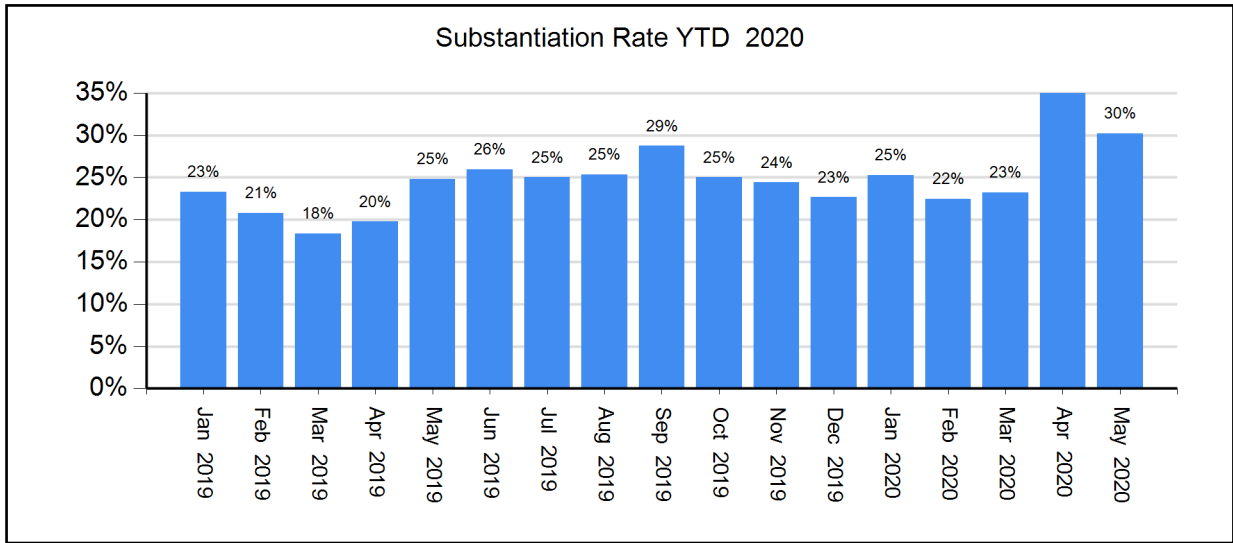
Figure 26: Disposition of Allegations By FADO Category (YTD 2020)

	Substantiated	Unsubstantiated	Exonerated	Unfounded	Officers Unidentified	Total
Force	13 3%	126 29%	181 42%	80 18%	36 8%	436 100%
Abuse of Authority	237 15%	512 32%	589 36%	115 7%	166 10%	1619 100%
Discourtesy	45 18%	112 45%	30 12%	35 14%	29 12%	251 100%
Offensive Language	6 12%	23 45%	0 0%	10 20%	12 24%	51 100%
Total	301 13%	773 33%	800 34%	240 10%	243 10%	2357 100%

Substantiation Rates

The May 2020 case substantiation rate was 30%.

Figure 27: Percentage of Cases Substantiated (January 2019 - May 2020)

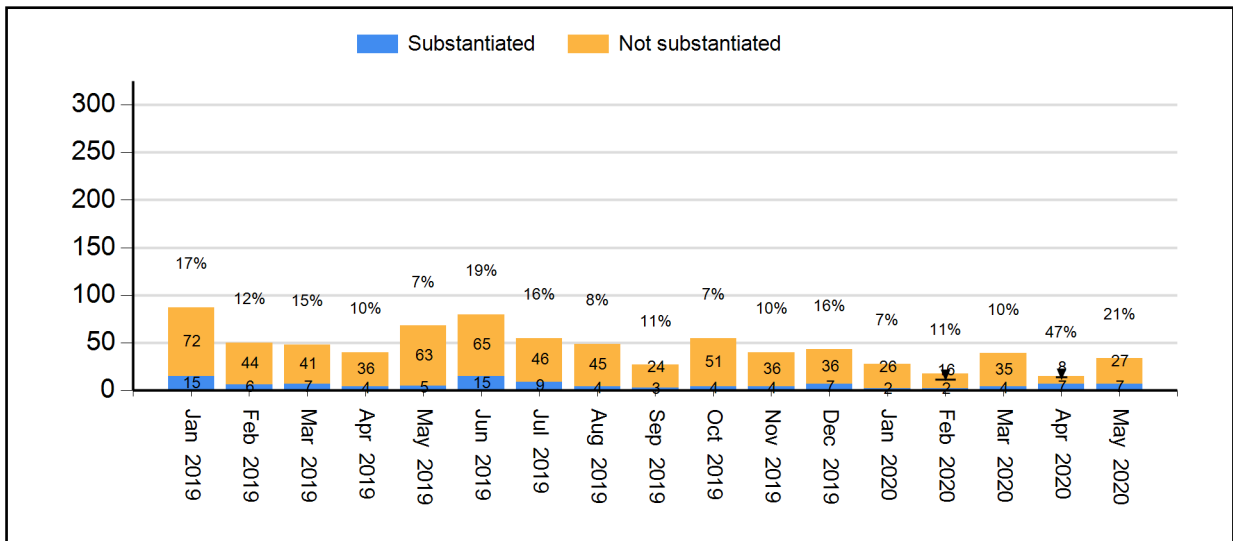


Due to the reconsideration process, counts are subject to change.

Substantiation Rates and Video

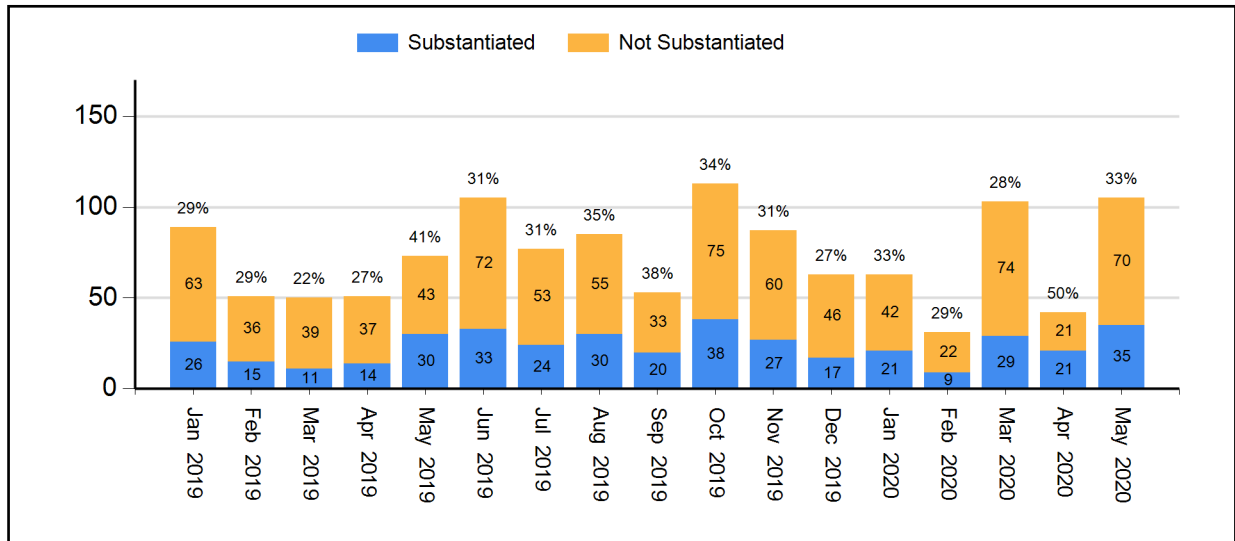
In general, investigations relying on video evidence from security cameras or personal devices result in much higher substantiation rates.

Figure 28: Substantiation Rates for Full Investigations without Video (Jan 2020 - May 2020) (% substantiated shown)



Due to the reconsideration process, counts are subject to change.

Figure 29: Substantiation Rates for Full Investigations with Video (Jan 2020 - May 2020)
 (% substantiated shown)



Due to the reconsideration process, counts are subject to change.

Board Discipline Recommendations for Substantiated Complaints

After a CCRB investigative team has completed its investigation and recommended the substantiation of a complaint against an officer, a panel of three Board members determines whether to substantiate the allegation and make a disciplinary recommendation.

- “Charges and Specifications” are the most severe form of discipline. A decision to assign Charges commences a process that may result in an administrative trial in the NYPD Trial Room. An officer may lose vacation days, be suspended, or be terminated from the Department if the officer is found guilty.
- “Instructions” or “Formalized Training” are the least severe discipline, often recommended for officers who misunderstand a policy. This determination results in training at the command level (Instructions) or training at the Police Academy or NYPD Legal Bureau (Formalized Training).
- “Command Discipline” is recommended for misconduct that is moderately serious, but does not rise to the level of that associated with Charges. An officer can lose up to ten vacation days as a result of a Command Discipline.
- When the Board has recommended Instructions, Formalized Training or Command Discipline, the case is sent to the NYPD Commissioner to impose training and/or other penalties. Cases where the Board recommends charges are prosecuted by the CCRB’s Administrative Prosecution Unit.

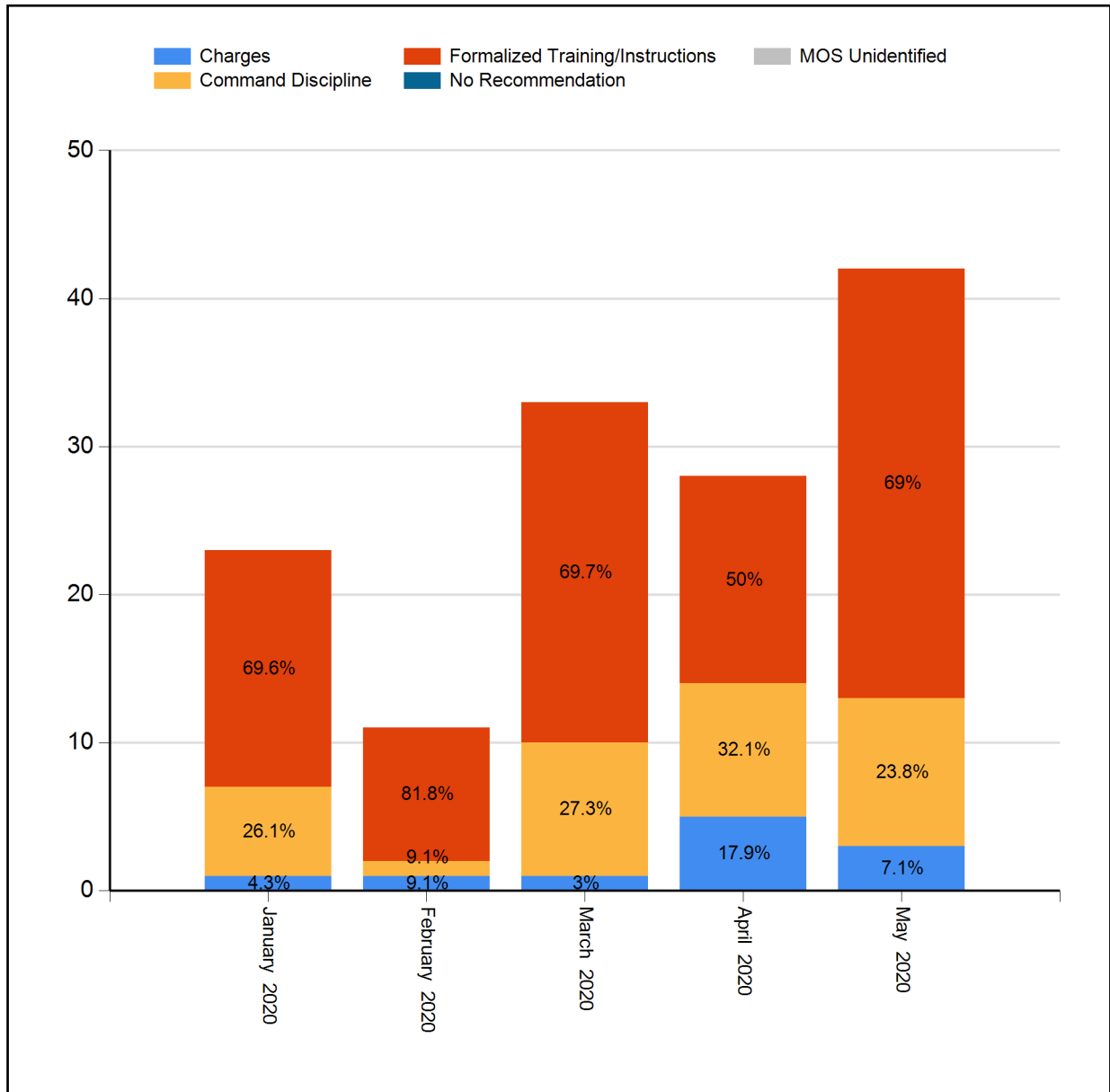
Figure 30: Board Discipline Recommendations For Substantiated Complaints*
(May 2019, May 2020, YTD 2019, YTD 2020)

Disposition	May 2019		May 2020		YTD 2019		YTD 2020	
	Count	%of Total	Count	%of Total	Count	%of Total	Count	%of Total
Charges	3	9%	3	7%	23	17%	11	8%
Command Discipline	9	26%	10	24%	54	41%	35	26%
Formalized Training	14	40%	15	36%	29	22%	40	29%
Instructions	9	26%	14	33%	27	20%	51	37%
MOS Unidentified	0	0%	0	0%	0	0%	0	0%
Total	35		42		133		137	

Due to the reconsideration process, counts are subject to change.

* A complaint containing a number of substantiated allegations against a number of different officers will typically generate a variety of different disciplinary recommendations. To determine the disciplinary recommendation associated with the complaint as a whole, the CCRB uses the most severe disciplinary recommendation made. The order of severity is: 1) Charges 2) Command Discipline 3) Formalized Training 4) Instructions.

Figure 31: Board Discipline Recommendations For Substantiated Complaints* (2020)



Due to the reconsideration process, counts are subject to change.

* A complaint containing a number of substantiated allegations against a number of different officers will typically generate a variety of different disciplinary recommendations. To determine the disciplinary recommendation associated with the complaint as a whole, the CCRB uses the most severe disciplinary recommendation made. The order of severity is: 1) Charges 2) Command Discipline 3) Formalized Training 4) Instructions.

Board Discipline Recommendations for Officers with Substantiated Allegations

A substantiated CCRB complaint may generate multiple substantiated allegations against multiple officers. Each substantiated allegation will carry its own discipline recommendation from the CCRB Board.

The following table presents the number of officers against whom discipline recommendations have been made as a result of a substantiated CCRB complaint. Where there are multiple substantiated allegations with multiple disciplinary recommendations for an officer in a complaint, the most severe disciplinary recommendation is used to determine the overall recommendation for that officer.

**Figure 32: Board Discipline Recommendations for Officers with Substantiated Allegations*
(May 2019, May 2020, YTD 2019, YTD 2020)**

Disposition	May 2019		May 2020		YTD 2019		YTD 2020	
	Count	%of Total	Count	%of Total	Count	%of Total	Count	%of Total
Charges	3	7%	4	6.7%	33	17.8%	16	8.1%
Command Discipline	10	23.3%	11	18.3%	74	40%	48	24.4%
Formalized Training	15	34.9%	21	35%	39	21.1%	55	27.9%
Instructions	15	34.9%	24	40%	39	21.1%	78	39.6%
MOS Unidentified	0	0%	0	0%	0	0%	0	0%
Total	43		60		185		197	

Due to the reconsideration process, counts are subject to change.

* The counts in this table reflect the number of distinct MOS with a substantiated allegation in each complaint.

Figure 33: Substantiated Allegations By Borough and NYPD Precinct (May 2020)

The figures in this table reflect all substantiated allegations for each MOS.

Board Disposition	FADO Category	Allegation	Precinct of Occurrence	Borough of Occurrence
Substantiated (Command Lvl Instructions)	Abuse of Authority	Refusal to provide name	1	Manhattan
Substantiated (Formalized Training)	Abuse of Authority	Threat re: removal to hospital	7	Manhattan
Substantiated (Command Lvl Instructions)	Abuse of Authority	Forcible Removal to Hospital	13	Manhattan
Substantiated (Command Discipline A)	Abuse of Authority	Search (of person)	14	Manhattan
Substantiated (Command Discipline A)	Abuse of Authority	Forcible Removal to Hospital	14	Manhattan
Substantiated (Formalized Training)	Discourtesy	Action	14	Manhattan
Substantiated (Formalized Training)	Discourtesy	Action	14	Manhattan
Substantiated (Command Lvl Instructions)	Abuse of Authority	Refusal to provide shield number	25	Manhattan
Substantiated (Command Lvl Instructions)	Discourtesy	Word	25	Manhattan
Substantiated (Formalized Training)	Abuse of Authority	Refusal to provide name	26	Manhattan
Substantiated (Formalized Training)	Abuse of Authority	Refusal to provide shield number	26	Manhattan
Substantiated (Formalized Training)	Discourtesy	Word	26	Manhattan
Substantiated (Command Discipline A)	Abuse of Authority	Threat of force (verbal or physical)	30	Manhattan
Substantiated (Command Discipline A)	Discourtesy	Word	30	Manhattan
Substantiated (Command Lvl Instructions)	Abuse of Authority	Entry of Premises	40	Bronx
Substantiated (Formalized Training)	Abuse of Authority	Threat of arrest	42	Bronx
Substantiated (Formalized Training)	Abuse of Authority	Frisk	42	Bronx
Substantiated (Formalized Training)	Abuse of Authority	Frisk	42	Bronx
Substantiated (Formalized Training)	Abuse of Authority	Vehicle search	44	Bronx
Substantiated (Formalized Training)	Abuse of Authority	Search of Premises	44	Bronx
Substantiated (Formalized Training)	Discourtesy	Word	44	Bronx
Substantiated (Formalized Training)	Discourtesy	Word	44	Bronx
Substantiated (Command Discipline A)	Discourtesy	Word	44	Bronx
Substantiated (Charges)	Abuse of Authority	Strip-searched	47	Bronx
Substantiated (Command Lvl Instructions)	Abuse of Authority	Threat re: removal to hospital	47	Bronx
Substantiated (Command Discipline A)	Abuse of Authority	Search of Premises	47	Bronx
Substantiated (Charges)	Abuse of Authority	Failure to provide RTKA card	47	Bronx
Substantiated (Charges)	Abuse of Authority	Failure to provide RTKA card	47	Bronx
Substantiated (Formalized Training)	Abuse of Authority	Threat of summons	48	Bronx
Substantiated (Formalized Training)	Abuse of Authority	Threat of arrest	48	Bronx
Substantiated (Formalized Training)	Abuse of Authority	Other	48	Bronx
Substantiated (Formalized Training)	Abuse of Authority	Other	48	Bronx
Substantiated (Formalized Training)	Abuse of Authority	Stop	48	Bronx
Substantiated (Formalized Training)	Abuse of Authority	Stop	48	Bronx
Substantiated (Command Lvl Instructions)	Abuse of Authority	Failure to provide RTKA card	48	Bronx
Substantiated (Command Lvl Instructions)	Abuse of Authority	Failure to provide RTKA card	48	Bronx
Substantiated (Formalized Training)	Abuse of Authority	Entry of Premises	50	Bronx
Substantiated (Formalized Training)	Abuse of Authority	Threat of force (verbal or physical)	50	Bronx
Substantiated (Command Discipline A)	Discourtesy	Word	50	Bronx
Substantiated (Command Discipline A)	Discourtesy	Action	50	Bronx
Substantiated (Formalized Training)	Discourtesy	Word	60	Brooklyn

Board Disposition	FADO Category	Allegation	Precinct of Occurrence	Borough of Occurrence
Substantiated (Formalized Training)	Abuse of Authority	Entry of Premises	67	Brooklyn
Substantiated (Formalized Training)	Abuse of Authority	Entry of Premises	67	Brooklyn
Substantiated (Formalized Training)	Abuse of Authority	Threat of force (verbal or physical)	67	Brooklyn
Substantiated (Formalized Training)	Abuse of Authority	Threat of force (verbal or physical)	67	Brooklyn
Substantiated (Command Lvl Instructions)	Abuse of Authority	Failure to provide RTKA card	67	Brooklyn
Substantiated (Command Lvl Instructions)	Abuse of Authority	Failure to provide RTKA card	67	Brooklyn
Substantiated (Command Lvl Instructions)	Abuse of Authority	Threat of arrest	70	Brooklyn
Substantiated (Command Discipline A)	Abuse of Authority	Other	70	Brooklyn
Substantiated (Command Discipline A)	Abuse of Authority	Forcible Removal to Hospital	70	Brooklyn
Substantiated (Command Lvl Instructions)	Abuse of Authority	Photography/Videography	70	Brooklyn
Substantiated (Command Discipline A)	Abuse of Authority	Entry of Premises	73	Brooklyn
Substantiated (Command Discipline A)	Abuse of Authority	Search of Premises	73	Brooklyn
Substantiated (Command Lvl Instructions)	Abuse of Authority	Refusal to provide name	73	Brooklyn
Substantiated (Command Lvl Instructions)	Abuse of Authority	Refusal to provide shield number	73	Brooklyn
Substantiated (Formalized Training)	Abuse of Authority	Refusal to process civilian complaint	77	Brooklyn
Substantiated (Command Lvl Instructions)	Abuse of Authority	Failure to provide RTKA card	78	Brooklyn
Substantiated (Command Lvl Instructions)	Abuse of Authority	Failure to provide RTKA card	78	Brooklyn
Substantiated (Charges)	Abuse of Authority	Entry of Premises	79	Brooklyn
Substantiated (Charges)	Abuse of Authority	Search of Premises	79	Brooklyn
Substantiated (Charges)	Abuse of Authority	Failure to provide RTKA card	79	Brooklyn
Substantiated (Formalized Training)	Abuse of Authority	Threat of force (verbal or physical)	88	Brooklyn
Substantiated (Command Lvl Instructions)	Abuse of Authority	Vehicle search	90	Brooklyn
Substantiated (Command Lvl Instructions)	Abuse of Authority	Vehicle search	90	Brooklyn
Substantiated (Command Lvl Instructions)	Abuse of Authority	Frisk	90	Brooklyn
Substantiated (Command Lvl Instructions)	Abuse of Authority	Question	90	Brooklyn
Substantiated (Command Lvl Instructions)	Discourtesy	Word	90	Brooklyn
Substantiated (Command Discipline A)	Abuse of Authority	Search of recording device	94	Brooklyn
Substantiated (Command Discipline A)	Abuse of Authority	Electronic device information deletion	94	Brooklyn
Substantiated (Command Lvl Instructions)	Abuse of Authority	Vehicle stop	102	Queens
Substantiated (Charges)	Abuse of Authority	Other	102	Queens
Substantiated (Charges)	Force	Vehicle	102	Queens
Substantiated (Command Lvl Instructions)	Abuse of Authority	Failure to provide RTKA card	104	Queens
Substantiated (Command Lvl Instructions)	Abuse of Authority	Failure to provide RTKA card	104	Queens
Substantiated (Command Lvl Instructions)	Abuse of Authority	Failure to provide RTKA card	104	Queens
Substantiated (Command Lvl Instructions)	Abuse of Authority	Failure to provide RTKA card	104	Queens
Substantiated (Command Lvl Instructions)	Abuse of Authority	Failure to provide RTKA card	104	Queens
Substantiated (Formalized Training)	Offensive Language	Other	106	Queens
Substantiated (Command Discipline A)	Discourtesy	Word	109	Queens
Substantiated (Command Discipline A)	Discourtesy	Word	109	Queens
Substantiated (Formalized Training)	Abuse of Authority	Forcible Removal to Hospital	121	Staten Island
Substantiated (Formalized Training)	Force	Physical force	121	Staten Island
Substantiated (Formalized Training)	Force	Physical force	121	Staten Island
Substantiated (Command Discipline A)	Abuse of Authority	Entry of Premises	123	Staten Island

Truncations

A “truncation” is a case that is not fully investigated, either because the complainant/alleged victim withdraws the complaint; is uncooperative with the investigation; is not available for the investigative team to interview; or is never identified. The CCRB constantly seeks to lower the number of truncations.

Figure 34: Truncated Allegations (May 2020)

	Withdrawn	Uncooperative	Unavailable	Civilian Unidentified	Pending Litigation*	Total
Force	18	37	19	0	41	115
Abuse of Authority	45	84	11	2	16	158
Discourtesy	4	13	1	0	1	19
Offensive Language	5	2	1	0	0	8
Total	72	136	32	2	58	300

Figure 35: Truncated CCRB Complaints (May 2020)

	Withdrawn	Uncooperative	Unavailable	Civilian Unidentified	Pending Litigation*	Total
Total	22	49	13	1	17	102

Figure 36: Truncated Allegations (YTD 2020)

	Withdrawn	Uncooperative	Unavailable	Civilian Unidentified	Pending Litigation*	Total
Force	67	256	105	6	159	593
Abuse of Authority	289	708	161	16	91	1265
Discourtesy	35	90	21	0	11	157
Offensive Language	12	19	5	1	3	40
Total	403	1073	292	23	264	2055

Figure 37: Truncated CCRB Complaints (YTD 2020)

	Withdrawn	Uncooperative	Unavailable	Civilian Unidentified	Pending Litigation*	Total
Total	146	365	121	10	88	730

*Pending Litigation is a truncation category added in August 2017. It indicates that the complaint was truncated due to the complainant/alleged victim's attorney.

Complaints Against Officers Assigned to Police Service Areas

The Police Service Areas (PSA) are commands that police New York City Housing Developments throughout the five boroughs. PSA complaints are defined as complaints that contain at least one FADO allegation against an officer assigned to a PSA command.

Figure 38: PSA Complaints Closed as % of Total Complaints Closed

	May 2019	May 2020	YTD 2019	YTD 2020
PSA Complaints	18	12	78	62
Total Complaints	432	242	2274	1243
PSA Complaints as % of Total	4.2%	5.0%	3.4%	5.0%

A single PSA complaint may contain allegations against multiple officers assigned to multiple PSA commands. The following table breaks out the different PSAs and shows the number of officers assigned to each PSA against whom FADO allegations have been made.

Figure 39: Closed Complaints Against Officers Assigned to a PSA

	May 2019	May 2020	YTD 2019	YTD 2020
PSA 1	9	2	20	9
PSA 2	3	6	19	13
PSA 3	0	7	6	16
PSA 4	3	6	33	11
PSA 5	3	1	14	11
PSA 6	2	1	14	15
PSA 7	3	7	9	35
PSA 8	3	0	12	8
PSA 9	4	0	10	7
Total	30	30	137	125

Complaints typically contain more than one allegation. The following table shows the allegations made against officers assigned to PSA commands broken out by FADO type.

Figure 40: Closed Allegations Against Officers Assigned to a PSA by FADO Type

	May 2019		May 2020		YTD 2019		YTD 2020	
	Count	% of Total	Count	% of Total	Count	% of Total	Count	% of Total
Force (F)	12	29%	10	29%	55	31%	51	32%
Abuse of Authority (A)	26	62%	22	63%	98	56%	86	55%
Discourtesy (D)	3	7%	2	6%	15	9%	16	10%
Offensive Language (O)	1	2%	1	3%	8	5%	4	3%
Total	42	100%	35	101%	176	101%	157	100%

Dispositions of Officers Assigned to PSAs

The following tables show the Board disposition of officers assigned to a PSA with a FADO allegation made against them.

Figure 41: Disposition of PSA Officers (2019 vs 2020)

	May 2019		May 2020		YTD 2019		YTD 2020	
	Count	%of Total	Count	%of Total	Count	%of Total	Count	%of Total
Full Investigations								
Substantiated	2	20%	2	12%	8	14%	14	23%
Exonerated	0	0%	6	35%	18	32%	25	41%
Unfounded	0	0%	1	6%	4	7%	5	8%
Unsubstantiated	8	80%	8	47%	26	46%	17	28%
MOS Unidentified	0	0%	0	0%	0	0%	0	0%
Total - Full Investigations	10		17		56		61	
Mediation Closures	Count	%of Total	Count	%of Total	Count	%of Total	Count	%of Total
Mediated	3	23%	0	0%	4	25%	2	100%
Mediation Attempted	10	77%	0	0%	12	75%	0	0%
Total - ADR Closures	13		0		16		2	
Resolved Case Total	23	77%	17	57%	72	53%	63	50%
Truncations / Other Closures	Count	%of Total	Count	%of Total	Count	%of Total	Count	%of Total
Complaint withdrawn	0	0%	0	0%	10	15%	6	10%
Complainant/Alleged Victim/Witness uncooperative	6	86%	7	54%	35	54%	40	65%
Complainant/Alleged Victim/Witness unavailable	1	14%	6	46%	10	15%	10	16%
Alleged Victim unidentified	0	0%	0	0%	1	2%	0	0%
Closed - Pending Litigation*	0	0%	0	0%	9	14%	6	10%
Miscellaneous	0	0%	0	0%	0	0%	0	0%
Administrative closure*	0	0%	0	0%	0	0%	0	0%
Total - Other Case Dispositions	7		13		65		62	
Total - Closed Cases	30		30		137		125	

* Closed - Pending Litigation is a truncation category added in August 2017. It indicates that the complaint was truncated due to the complainant/alleged victim's attorney.

**Administrative closure is a special category that deals with NYPD's Internal Affairs Bureau-referred cases or spin off cases with no complainant/alleged victim, and in which CCRB attempts to locate or identify a complainant/alleged victim has yielded no results.

Mediation Unit

Whenever mediation between a complainant/alleged victim and subject officer is suitable, it is offered by CCRB investigators. If the complainant/alleged victim and subject officer both agree to participate, a neutral, third-party mediator facilitates a conversation between the parties. “Mediation Attempted” refers to a situation in which an officer agrees to mediate and the complainant becomes unavailable (after the complainant initially agreed to mediation). The chart below indicates the number of mediations and attempted mediations in May and this year.

Figure 42: Mediated Complaints Closed

	May 2020			YTD 2020		
	Mediated	Mediation Attempted	Total	Mediated	Mediation Attempted	Total
Mediated Complaints	0	0	0	29	0	29

Figure 43: Mediated FADO Allegations Closed

	May 2020			YTD 2020		
	Mediated	Mediation Attempted	Total	Mediated	Mediation Attempted	Total
Force	0	0	0	1	0	1
Abuse of Authority	0	0	0	61	0	61
Discourtesy	0	0	0	11	0	11
Offensive Language	0	0	0	3	0	3
Total	0	0	0	76	0	76

Figure 44: Mediated Complaints By Borough (May 2020)

	Mediations
	0
Bronx	0
Brooklyn	0
Manhattan	0
Queens	0
Staten Island	0

Figure 45: Mediated Allegations By Borough (May 2020)

	Mediations
	0
Bronx	0
Brooklyn	0
Manhattan	0
Queens	0
Staten Island	0

**Figure 46: Mediated Complaints By Precinct
(May 2020 - YTD 2020)**

Precinct	May 2020	YTD 2020	Precinct	May 2020	YTD 2020
19	0	1	62	0	1
23	0	1	67	0	1
24	0	1	71	0	1
28	0	2	75	0	1
34	0	1	78	0	3
43	0	1	81	0	1
44	0	1	84	0	1
45	0	1	103	0	1
47	0	1	104	0	1
50	0	2	107	0	1
52	0	1	110	0	1
61	0	1	121	0	1
			122	0	1

**Figure 47: Mediated Allegations By Precinct
(May 2020 - YTD 2020)**

Precinct	May 2020	YTD 2020	Precinct	May 2020	YTD 2020
19	0	5	62	0	1
23	0	1	67	0	2
24	0	1	71	0	9
28	0	4	75	0	8
34	0	2	78	0	4
43	0	3	81	0	3
44	0	1	84	0	1
45	0	1	103	0	4
47	0	5	104	0	1
50	0	2	107	0	2
52	0	9	110	0	1
61	0	2	121	0	3
			122	0	1

Administrative Prosecution Unit

The CCRB’s Administrative Prosecution Unit (APU) prosecutes police misconduct cases when the Board has recommended charges, in the NYPD Trial Room. The APU is also able to offer pleas to officers who admit guilt rather than going to trial. Following a plea agreement or the conclusion of a disciplinary trial, cases are sent to the Police Commissioner for final penalties.

Figure 48: Administrative Prosecution Unit Case Closures

Disposition Category	Prosecution Disposition	May 2020	YTD 2020
Disciplinary Action	Not guilty after trial but Discipline Imposed	0	0
	Guilty after trial	1	5
	Trial verdict dismissed by PC, Comm. Disc. A imposed	0	0
	Trial verdict dismissed by PC, Comm. Disc. B imposed	0	0
	Trial verdict dismissed by PC, Formalized Training imposed	0	0
	Trial verdict dismissed by PC, Instructions imposed	0	0
	Trial verdict reversed by PC, Final verdict Guilty	0	0
	Resolved by plea	1	3
	Plea set aside, Comm. Disc. B	0	0
	Plea set aside, Comm. Disc. A	0	0
	Plea set aside, Formalized Training	0	0
	Plea set aside, Instructions	0	0
	*Retained, with discipline	0	5
	Disciplinary Action Total		2
No Disciplinary Action	Not guilty after trial	4	9
	Trial verdict reversed by PC, Final verdict Not Guilty	0	3
	Plea set aside, Without discipline	0	0
	**Retained, without discipline	0	0
	Dismissed by APU	0	0
	SOL Expired in APU	0	0
	No Disciplinary Action Total		4
Not Adjudicated	Charges not filed	0	0
	Deceased	0	0
	Other	0	1
	***Previously adjudicated, with discipline	0	0
	***Previously adjudicated, without discipline	0	0
	†Reconsidered by CCRB Board	0	0
	Retired	0	0
	SOL Expired prior to APU	0	0
	Not Adjudicated Total		0
	Total Closures	6	26

*Retained cases are those in which the Department kept jurisdiction pursuant to Section 2 of the April 2, 2012 Memorandum of Understanding between the NYPD and the CCRB.

** When the Department keeps jurisdiction pursuant to Section 2 and does not impose any discipline on the officer, it is the equivalent of a category referred to as "Department Unable to Prosecute" (DUP). Cases are referred to as DUP when the department decides that it will not discipline an officer against whom the Board recommended discipline other than charges.

*** In some cases, the Department conducts its own investigation and prosecution prior to the completion of the CCRB's investigation. In those cases, the APU does not conduct a second prosecution.

† Under the Board's reconsideration process, an officer who has charges recommended as the penalty for a substantiated allegation may have the recommended penalty changed to something other than charges or have the disposition changed to something other than substantiated. In those cases, the APU ceases its prosecution.

NYPD Discipline

Under the New York City Charter, the Police Commissioner makes the final decision regarding discipline and the outcome of disciplinary trials.

The first chart reflects NYPD-imposed discipline for cases brought by the APU (Charges).

The chart on the following page reflects cases referred to the Police Commissioner where the Board recommended Command Discipline, Formalized Training or Instructions.

Figure 49: NYPD Discipline Imposed for Adjudicated APU Cases

Discipline*	May 2020	YTD 2020
Terminated	0	0
Suspension for or loss of vacation time of 31 or more days and/or Dismissal Probation	0	0
Suspension for or loss of vacation time of 21 to 30 days	0	0
Suspension for or loss of vacation time of 11 to 20 days	1	3
Suspension for or loss of vacation time of 1 to 10 days	1	5
Command Discipline B	0	2
Command Discipline A	0	3
Formalized Training**	0	0
Instructions***	0	0
Warned & Admonished/Reprimanded	0	0
Disciplinary Action† Total	2	13
No Disciplinary Action†	4	12
Adjudicated Total	6	25
Discipline Rate	33%	52%
Not Adjudicated† Total	0	1
Total Closures	6	26

*Where more than one penalty is imposed on a respondent, it is reported under the more severe penalty.

** Formalized training is conducted by the Police Academy, the NYPD Legal Bureau, or other NYPD Unit.

*** Instructions are conducted at the command level.

† The case closure types that define the "Disciplinary Action", "No Disciplinary Action" and "Not Adjudicated" categories are listed in Figure 43 on the previous page.

Figure 50: NYPD Discipline Imposed for Non-APU Cases

Disposition	Disposition Type*	May 2020	YTD 2020
Disciplinary Action	Terminated	0	0
	Suspension for or loss of vacation time of 31 or more days and/or Dismissal Probation	0	0
	Suspension for or loss of vacation time of 21 to 30 days	0	0
	Suspension for or loss of vacation time of 11 to 20 days	0	0
	Suspension for or loss of vacation time of 1 to 10 days	0	0
	Command Discipline B	5	17
	Command Discipline A	6	38
	Formalized Training**	12	45
	Instructions***	31	89
	Warned & admonished/Reprimanded	0	0
	Total	54	189
No Disciplinary Action	Filed ††	0	2
	SOL Expired	0	0
	Department Unable to Prosecute†††	0	22
	No Finding ††††	1	4
	Total	1	28
	Discipline Rate	98%	87%
	DUP Rate	0%	10%

*Where the respondent is found guilty of charges, and the penalty imposed would fall into more than one of the above listed categories, it is reported under the more severe penalty.

** Formalized training is conducted by the Police Academy, the NYPD Legal Bureau, or other NYPD Unit.

*** Instructions are conducted at the command level.

† Trial outcomes in non-APU cases typically involve MOS who turned down command discipline, prompting the police department to proceed with charges.

†† "Filed" is a term used when the police department is not required to take action against the subject officer because the officer has resigned or retired from the department, or has been terminated.

††† When the department decides that it will not discipline an officer against whom the Board recommended discipline other than charges, those cases are referred to as "Department Unable to Prosecute," or DUP.

†††† "No Finding" refers to cases which the department reports as "Administratively Closed."

Figure 51: NYPD Discipline Imposed for Allegations - Non-APU Cases (May 2020)

Board Disposition	FADO Type	Allegation	Precinct	Borough	NYPD Discipline
Substantiated (Formalized Training)	F	Pepper spray	1	Manhattan	Instructions
Substantiated (Formalized Training)	F	Physical force	1	Manhattan	Instructions
Substantiated (Formalized Training)	F	Nonlethal restraining device	1	Manhattan	Instructions
Substantiated (Formalized Training)	D	Word	1	Manhattan	Instructions
Substantiated (Formalized Training)	D	Word	1	Manhattan	Instructions
Substantiated (Formalized Training)	D	Word	1	Manhattan	Instructions
Substantiated (Command Lvl Instructions)	A	Refusal to provide name	1	Manhattan	Instructions
Substantiated (Command Lvl Instructions)	A	Refusal to provide shield number	1	Manhattan	Instructions
Substantiated (Formalized Training)	A	Threat of arrest	18	Manhattan	Formalized Training
Substantiated (Formalized Training)	A	Threat of arrest	18	Manhattan	Formalized Training
Substantiated (Command Discipline A)	A	Threat of arrest	26	Manhattan	Command Discipline A
Substantiated (Formalized Training)	D	Word	26	Manhattan	Instructions
Substantiated (Formalized Training)	D	Word	26	Manhattan	Instructions
Substantiated (Command Discipline B)	F	Physical force	28	Manhattan	Command Discipline B
Substantiated (Command Discipline B)	A	Threat of arrest	28	Manhattan	Command Discipline B
Substantiated (Command Lvl Instructions)	A	Refusal to process civilian complaint	28	Manhattan	Instructions
Substantiated (Command Discipline B)	A	Interference with recording	28	Manhattan	Command Discipline B
Substantiated (Command Discipline B)	A	Search of recording device	28	Manhattan	Command Discipline B
Substantiated (Command Discipline B)	A	Electronic device information deletion	28	Manhattan	Command Discipline B
Substantiated (Command Lvl Instructions)	D	Word	32	Manhattan	Instructions
Substantiated (Command Lvl Instructions)	E	Gender	32	Manhattan	Instructions
Substantiated (Command Discipline A)	D	Action	33	Manhattan	Command Discipline A
Substantiated (Formalized Training)	A	Entry of Premises	40	Bronx	Formalized Training
Substantiated (Command Discipline A)	D	Word	40	Bronx	Command Discipline A
Substantiated (Command Lvl Instructions)	D	Word	40	Bronx	Instructions
Substantiated (Command Lvl Instructions)	D	Word	40	Bronx	Instructions
Substantiated (Command Lvl Instructions)	D	Action	40	Bronx	Instructions
Substantiated (Command Lvl Instructions)	E	Other	40	Bronx	Instructions
Substantiated (Command Discipline A)	F	Physical force	44	Bronx	Command Discipline A
Substantiated (Command Discipline B)	A	Threat of arrest	44	Bronx	Command Discipline B

Board Disposition	FADO Type	Allegation	Precinct	Borough	NYPD Discipline
Substantiated (Command Discipline B)	A	Refusal to process civilian complaint	44	Bronx	Command Discipline B
Substantiated (Formalized Training)	D	Word	44	Bronx	Instructions
Substantiated (Command Lvl Instructions)	D	Word	44	Bronx	Instructions
Substantiated (Command Discipline B)	A	Interference with recording	44	Bronx	Command Discipline B
Substantiated (Command Lvl Instructions)	A	Failure to provide RTKA card	46	Bronx	Instructions
Substantiated (Command Lvl Instructions)	F	Physical force	47	Bronx	Formalized Training
Substantiated (Command Lvl Instructions)	D	Word	47	Bronx	Instructions
Substantiated (Formalized Training)	A	Threat re: removal to hospital	48	Bronx	Instructions
Substantiated (Formalized Training)	A	Refusal to provide shield number	48	Bronx	No Discipline
Substantiated (Command Lvl Instructions)	A	Failure to provide RTKA card	50	Bronx	Instructions
Substantiated (Command Lvl Instructions)	A	Failure to provide RTKA card	50	Bronx	Instructions
Substantiated (Command Discipline A)	A	Entry of Premises	61	Brooklyn	Command Discipline A
Substantiated (Command Discipline B)	F	Physical force	66	Brooklyn	Command Discipline B
Substantiated (Command Discipline B)	A	Threat of force (verbal or physical)	66	Brooklyn	Command Discipline B
Substantiated (Command Discipline B)	D	Word	66	Brooklyn	Command Discipline B
Substantiated (Command Discipline B)	A	Refusal to provide shield number	66	Brooklyn	Command Discipline A
Substantiated (Formalized Training)	A	Entry of Premises	67	Brooklyn	Formalized Training
Substantiated (Formalized Training)	A	Threat of force (verbal or physical)	67	Brooklyn	Formalized Training
Substantiated (Formalized Training)	A	Search of Premises	67	Brooklyn	Formalized Training
Substantiated (Command Discipline B)	A	Threat of arrest	71	Brooklyn	Formalized Training
Substantiated (Command Discipline B)	A	Retaliatory summons	71	Brooklyn	Formalized Training
Substantiated (Command Lvl Instructions)	D	Word	71	Brooklyn	Instructions
Substantiated (Command Lvl Instructions)	A	Failure to provide RTKA card	75	Brooklyn	Instructions
Substantiated (Command Lvl Instructions)	A	Failed to Obtain Language Interpretation	75	Brooklyn	Instructions
Substantiated (Command Lvl Instructions)	A	Failure to provide RTKA card	77	Brooklyn	Instructions
Substantiated (Command Lvl Instructions)	A	Failure to provide RTKA card	77	Brooklyn	Instructions
Substantiated (Command Discipline B)	A	Retaliatory arrest	78	Brooklyn	Command Discipline B
Substantiated (Command Discipline B)	A	Stop	78	Brooklyn	Command Discipline B
Substantiated (Command Discipline B)	A	Interference with recording	78	Brooklyn	Command Discipline B

Board Disposition	FADO Type	Allegation	Precinct	Borough	NYPD Discipline
Substantiated (Command Discipline B)	A	Interference with recording	78	Brooklyn	Command Discipline B
Substantiated (Command Lvl Instructions)	A	Failure to provide RTKA card	79	Brooklyn	Instructions
Substantiated (Command Lvl Instructions)	A	Failure to provide RTKA card	79	Brooklyn	Instructions
Substantiated (Command Lvl Instructions)	A	Failure to provide RTKA card	79	Brooklyn	Instructions
Substantiated (Command Lvl Instructions)	A	Refusal to obtain medical treatment	90	Brooklyn	Instructions
Substantiated (Command Lvl Instructions)	D	Word	90	Brooklyn	Instructions
Substantiated (Command Lvl Instructions)	D	Word	90	Brooklyn	Instructions
Substantiated (Formalized Training)	A	Refusal to process civilian complaint	103	Queens	Instructions
Substantiated (Command Lvl Instructions)	A	Search (of person)	103	Queens	Formalized Training
Substantiated (Formalized Training)	A	Vehicle search	106	Queens	Formalized Training
Substantiated (Command Lvl Instructions)	A	Refusal to provide name	108	Queens	Instructions
Substantiated (Command Lvl Instructions)	A	Refusal to provide name	108	Queens	Instructions
Substantiated (Command Lvl Instructions)	A	Refusal to provide shield number	108	Queens	Instructions
Substantiated (Command Lvl Instructions)	A	Refusal to provide shield number	108	Queens	Instructions
Substantiated (Formalized Training)	A	Entry of Premises	110	Queens	Formalized Training
Substantiated (Formalized Training)	A	Entry of Premises	110	Queens	Formalized Training
Substantiated (Formalized Training)	A	Entry of Premises	110	Queens	Formalized Training
Substantiated (Formalized Training)	A	Search of Premises	110	Queens	Formalized Training
Substantiated (Command Lvl Instructions)	A	Refusal to process civilian complaint	112	Queens	Instructions
Substantiated (Formalized Training)	A	Refusal to process civilian complaint	114	Queens	Instructions

Figure 52: NYPD Discipline Imposed for Allegations - APU Adjudicated Cases (May 2020)

Board Disposition	FADO Type	Allegation	Precinct	Borough	NYPD Discipline
Substantiated (Charges)	F	Physical force	14	Manhattan	Forfeit vacation 3 day(s)
Substantiated (Charges)	A	Threat of arrest	14	Manhattan	Forfeit vacation 3 day(s)
Substantiated (Charges)	D	Word	14	Manhattan	Forfeit vacation 3 day(s)
Substantiated (Charges)	A	Interference with recording	14	Manhattan	Forfeit vacation 3 day(s)
Substantiated (Charges)	F	Nonlethal restraining device	47	Bronx	Forfeit vacation 15 day(s)
Substantiated (Charges)	A	Strip-searched	68	Brooklyn	No Discipline (Not guilty after trial)
Substantiated (Charges)	A	Strip-searched	68	Brooklyn	No Discipline (Not guilty after trial)
Substantiated (Charges)	A	Strip-searched	68	Brooklyn	No Discipline (Not guilty after trial)
Substantiated (Charges)	A	Strip-searched	68	Brooklyn	No Discipline (Not guilty after trial)
Substantiated (Charges)	F	Gun Pointed	88	Brooklyn	No Discipline (Not guilty after trial)
Substantiated (Charges)	F	Gun Pointed	88	Brooklyn	No Discipline (Not guilty after trial)
Substantiated (Charges)	A	Other	88	Brooklyn	No Discipline (Not guilty after trial)
Substantiated (Charges)	A	Other	88	Brooklyn	No Discipline (Not guilty after trial)
Substantiated (Charges)	D	Word	88	Brooklyn	No Discipline (Not guilty after trial)

Appendix

Over the years, the CCRB has made many types of data publicly available. In reorganizing the Monthly Report, we do not intend to remove any valuable information from the public domain. However, the Agency believes that some information is essential to place in the main body of the Monthly Report, while more granular charts and figures are better suited to the Appendix. We welcome you to contact the CCRB at www.nyc.gov or 212-912-7235 if you are having difficulty finding information on CCRB data that was formerly available.

Figure 53: CCRB Open Docket - Age of CCRB Cases Based On Incident Date

	May 2020		April 2020		Change	% Change
	Count	% of Total	Count	% of Total		
Cases 0-4 Months	1583	56.7%	1433	55.1%	150	10.5%
Cases 5-7 Months	503	18.0%	467	18.0%	36	7.7%
Cases 8 Months	115	4.1%	135	5.2%	-20	-14.8%
Cases 9 Months	124	4.4%	128	4.9%	-4	-3.1%
Cases 10 Months	119	4.3%	111	4.3%	8	7.2%
Cases 11 Months	95	3.4%	81	3.1%	14	17.3%
Cases 12 Months	71	2.5%	68	2.6%	3	4.4%
Cases 13 Months	56	2.0%	55	2.1%	1	1.8%
Cases 14 Months	44	1.6%	31	1.2%	13	41.9%
Cases 15 Months	23	0.8%	29	1.1%	-6	-20.7%
Cases 16 Months	22	0.8%	22	0.8%	0	0.0%
Cases 17 Months	7	0.3%	10	0.4%	-3	-30.0%
Cases 18 Months	5	0.2%	2	0.1%	3	150.0%
Cases Over 18 Months	23	0.8%	28	1.1%	-5	-17.9%
NA	0	0.0%	0	0.0%	0	NA
Total	2790	100.0%	2600	100.0%	190	7.3%

Figure 54: CCRB Open Docket - Age of CCRB Cases Based On CCRB Received Date

	May 2020		April 2020		Change	% Change
	Count	% of Total	Count	% of Total		
Cases 0-4 Months	1735	62.2%	1598	61.5%	137	8.6%
Cases 5-7 Months	487	17.5%	428	16.5%	59	13.8%
Cases 8 Months	99	3.5%	141	5.4%	-42	-29.8%
Cases 9 Months	128	4.6%	108	4.2%	20	18.5%
Cases 10 Months	96	3.4%	93	3.6%	3	3.2%
Cases 11 Months	81	2.9%	78	3.0%	3	3.8%
Cases 12 Months	62	2.2%	49	1.9%	13	26.5%
Cases 13 Months	32	1.1%	39	1.5%	-7	-17.9%
Cases 14 Months	30	1.1%	27	1.0%	3	11.1%
Cases 15 Months	20	0.7%	14	0.5%	6	42.9%
Cases 16 Months	3	0.1%	10	0.4%	-7	-70.0%
Cases 17 Months	5	0.2%	5	0.2%	0	0.0%
Cases 18 Months	3	0.1%	2	0.1%	1	50.0%
Cases Over 18 Months	9	0.3%	8	0.3%	1	12.5%
NA	0	0.0%	0	0.0%	0	NA
Total	2790	100.0%	2600	100.0%	190	7.3%

Figure 55: CCRB Investigations Docket - Age of CCRB Cases Based On Incident Date

	May 2020		April 2020		Change	% Change
	Count	% of Total	Count	% of Total		
Cases 0-4 Months	908	65.4%	724	61.7%	184	25.4%
Cases 5-7 Months	188	13.5%	174	14.8%	14	8.0%
Cases 8 Months	50	3.6%	62	5.3%	-12	-19.4%
Cases 9 Months	56	4.0%	51	4.3%	5	9.8%
Cases 10 Months	46	3.3%	43	3.7%	3	7.0%
Cases 11 Months	37	2.7%	32	2.7%	5	15.6%
Cases 12 Months	31	2.2%	27	2.3%	4	14.8%
Cases 13 Months	22	1.6%	20	1.7%	2	10.0%
Cases 14 Months	14	1.0%	10	0.9%	4	40.0%
Cases 15 Months	8	0.6%	10	0.9%	-2	-20.0%
Cases 16 Months	9	0.6%	7	0.6%	2	28.6%
Cases 17 Months	5	0.4%	2	0.2%	3	150.0%
Cases 18 Months	2	0.1%	0	0.0%	2	NA
Cases Over 18 Months	13	0.9%	12	1.0%	1	8.3%
NA	0	0.0%	0	0.0%	0	NA
Total	1389	100.0%	1174	100.0%	215	18.3%

Figure 56: CCRB DA Hold Docket - Age of CCRB Cases Based On Incident Date

	May 2020	
	Count	% of Total
Cases 0-4 Months	3	50.0%
Cases 5-7 Months	0	0.0%
Cases 8 Months	0	0.0%
Cases 9 Months	0	0.0%
Cases 10 Months	1	16.7%
Cases 11 Months	0	0.0%
Cases 12 Months	0	0.0%
Cases 13 Months	1	16.7%
Cases 14 Months	0	0.0%
Cases 15 Months	0	0.0%
Cases 16 Months	0	0.0%
Cases 17 Months	0	0.0%
Cases 18 Months	0	0.0%
Cases Over 18 Months	1	16.7%
NA	0	0.0%
Total	6	100.0%

Figure 57: Disposition of Force Allegations (YTD 2020)

Force Allegation	Substantiated		Exonerated		Unsubstantiated		Unfounded		Officer Unidentified		Miscellaneous	
	Count	%	Count	%	Count	%	Count	%	Count	%	Count	%
Gun Pointed	0	0%	7	28%	7	28%	7	28%	4	16%	0	0%
Gun fired	0	0.0%	0	0.0%	0	0.0%	0	0.0%	0	0.0%	0	0.0%
Nightstick as club (incl asp & baton)	0	0%	2	50%	2	50%	0	0%	0	0%	0	0%
Gun as club	0	0%	0	0%	1	100%	0	0%	0	0%	0	0%
Radio as club	1	100%	0	0%	0	0%	0	0%	0	0%	0	0%
Flashlight as club	0	0.0%	0	0.0%	0	0.0%	0	0.0%	0	0.0%	0	0.0%
Police shield	0	0.0%	0	0.0%	0	0.0%	0	0.0%	0	0.0%	0	0.0%
Vehicle	1	16.7%	0	0%	3	50%	1	16.7%	1	16.7%	0	0%
Other blunt instrument as a club	0	0%	0	0%	0	0%	1	50%	1	50%	0	0%
Hit against inanimate object	0	0%	1	10%	5	50%	3	30%	1	10%	0	0%
Chokehold	0	0%	0	0%	6	46.2%	5	38.5%	2	15.4%	0	0%
Pepper spray	0	0%	0	0%	7	100%	0	0%	0	0%	0	0%
Physical force	11	3.4%	153	47.8%	74	23.1%	58	18.1%	24	7.5%	0	0%
Handcuffs too tight	0	0%	0	0%	3	100%	0	0%	0	0%	0	0%
Nonlethal restraining device	0	0%	18	81.8%	2	9.1%	2	9.1%	0	0%	0	0%
Animal	0	0.0%	0	0.0%	0	0.0%	0	0.0%	0	0.0%	0	0.0%
Other	0	0%	0	0%	1	50%	1	50%	0	0%	0	0%
Restricted Breathing	0	0%	0	0%	15	75%	2	10%	3	15%	0	0%
Total	13	3%	181	41.5%	126	28.9%	80	18.3%	36	8.3%	0	0%

Figure 58: Disposition of Abuse of Authority Allegations (YTD 2020)

Abuse of Authority Allegation	Substantiated		Exonerated		Unsubstantiated		Unfounded		Officer Unidentified		Miscellaneous	
	Count	%	Count	%	Count	%	Count	%	Count	%	Count	%
Gun Drawn	0	0%	5	71.4%	2	28.6%	0	0%	0	0%	0	0%
Entry of Premises	25	15.2%	111	67.7%	17	10.4%	3	1.8%	8	4.9%	0	0%
Strip-searched	8	38.1%	2	9.5%	7	33.3%	4	19%	0	0%	0	0%
Vehicle stop	1	1.5%	38	58.5%	22	33.8%	0	0%	4	6.2%	0	0%
Vehicle search	8	8%	44	44%	38	38%	5	5%	5	5%	0	0%
Threat of summons	1	5.3%	12	63.2%	6	31.6%	0	0%	0	0%	0	0%
Threat of arrest	10	7.9%	67	52.8%	31	24.4%	10	7.9%	9	7.1%	0	0%
Threat to notify ACS	0	0%	0	0%	2	66.7%	0	0%	1	33.3%	0	0%
Threat of force (verbal or physical)	14	22.2%	11	17.5%	25	39.7%	7	11.1%	6	9.5%	0	0%
Threat to damage/seize property	0	0%	10	50%	5	25%	1	5%	4	20%	0	0%
Property damaged	4	11.4%	6	17.1%	9	25.7%	3	8.6%	13	37.1%	0	0%
Refusal to process civilian complaint	7	28%	0	0%	12	48%	0	0%	6	24%	0	0%
Retaliatory arrest	7	100%	0	0%	0	0%	0	0%	0	0%	0	0%
Retaliatory summons	1	25%	1	25%	2	50%	0	0%	0	0%	0	0%
Refusal to obtain medical treatment	2	9.5%	0	0%	10	47.6%	6	28.6%	3	14.3%	0	0%
Improper dissemination of medical info	0	0.0%	0	0.0%	0	0.0%	0	0.0%	0	0.0%	0	0.0%
Other	6	35.3%	6	35.3%	4	23.5%	1	5.9%	0	0%	0	0%
Seizure of property	2	5.7%	24	68.6%	6	17.1%	0	0%	3	8.6%	0	0%
Refusal to show search warrant	0	0%	1	4.5%	17	77.3%	2	9.1%	2	9.1%	0	0%
Frisk	13	14%	29	31.2%	35	37.6%	1	1.1%	15	16.1%	0	0%
Search (of person)	4	6%	13	19.4%	35	52.2%	1	1.5%	14	20.9%	0	0%
Stop	10	10.6%	50	53.2%	19	20.2%	0	0%	15	16%	0	0%
Question	5	11.1%	16	35.6%	11	24.4%	2	4.4%	11	24.4%	0	0%
Refusal to show arrest warrant	0	0%	1	14.3%	4	57.1%	1	14.3%	1	14.3%	0	0%
Interference with recording	7	24.1%	7	24.1%	5	17.2%	6	20.7%	4	13.8%	0	0%
Search of recording device	2	20%	0	0%	6	60%	2	20%	0	0%	0	0%
Electronic device information deletion	1	33.3%	0	0%	2	66.7%	0	0%	0	0%	0	0%
Forcible Removal to Hospital	5	5.4%	80	87%	3	3.3%	3	3.3%	1	1.1%	0	0%
Threat re: removal to hospital	3	37.5%	1	12.5%	4	50%	0	0%	0	0%	0	0%

Threat re: immigration status	0	0.0%	0	0.0%	0	0.0%	0	0.0%	0	0.0%	0	0.0%
Disseminated immigration status	0	0.0%	0	0.0%	0	0.0%	0	0.0%	0	0.0%	0	0.0%
Questioned immigration status	0	0%	2	50%	0	0%	2	50%	0	0%	0	0%
Search of Premises	12	14.8%	45	55.6%	19	23.5%	2	2.5%	3	3.7%	0	0%
Sex Miscon (Sexual Harassment, Verbal)	0	0%	0	0%	5	62.5%	1	12.5%	2	25%	0	0%
Sex Miscon (Sexual Harassment, Gesture)	0	0.0%	0	0.0%	0	0.0%	0	0.0%	0	0.0%	0	0.0%
Sexual Misconduct (Sexual Humiliation)	4	44.4%	0	0%	4	44.4%	1	11.1%	0	0%	0	0%
Sex Miscon (Sexual/Romantic Proposition)	0	0%	0	0%	2	66.7%	0	0%	1	33.3%	0	0%
Sex Miscon (Sexually Motivated Arrest)	0	0.0%	0	0.0%	0	0.0%	0	0.0%	0	0.0%	0	0.0%
Sex Miscon (Sexually Motivated Stop)	0	0.0%	0	0.0%	0	0.0%	0	0.0%	0	0.0%	0	0.0%
Sex Miscon (Sexually Motivated Frisk)	0	0.0%	0	0.0%	0	0.0%	0	0.0%	0	0.0%	0	0.0%
Sex Miscon (Sexually Motivated Search)	0	0.0%	0	0.0%	0	0.0%	0	0.0%	0	0.0%	0	0.0%
Sex Miscon (Sexually Motiv Strip-Search)	0	0.0%	0	0.0%	0	0.0%	0	0.0%	0	0.0%	0	0.0%
Sex Miscon (Sexually Motiv Vehicle Stop)	0	0.0%	0	0.0%	0	0.0%	0	0.0%	0	0.0%	0	0.0%
Sex Miscon (Sexually Motiv Photo/Video)	0	0.0%	0	0.0%	0	0.0%	0	0.0%	0	0.0%	0	0.0%
Sex Miscon (Sexually Motivated Summons)	0	0.0%	0	0.0%	0	0.0%	0	0.0%	0	0.0%	0	0.0%
Photography/Videography	1	7.1%	5	35.7%	4	28.6%	2	14.3%	2	14.3%	0	0%
Body Cavity Searches	0	0%	1	16.7%	3	50%	2	33.3%	0	0%	0	0%
Refusal to provide name	9	10.6%	0	0%	51	60%	19	22.4%	6	7.1%	0	0%
Refusal to provide shield number	11	12.8%	0	0%	47	54.7%	19	22.1%	8	9.3%	1	1.2%
Failure to provide RTKA card	53	44.5%	1	0.8%	37	31.1%	9	7.6%	19	16%	0	0%
Failed to Obtain Language Interpretation	1	50%	0	0%	1	50%	0	0%	0	0%	0	0%
Sex Miscon (Sexually Motivated Question)	0	0.0%	0	0.0%	0	0.0%	0	0.0%	0	0.0%	0	0.0%
Total	237	14.6%	589	36.4%	512	31.6%	115	7.1%	166	10.2%	1	0.1%

Figure 59: Disposition of Discourtesy Allegations (YTD 2020)

Discourtesy Allegation	Substantiated		Exonerated		Unsubstantiated		Unfounded		Officer Unidentified		Miscellaneous	
	Count	%	Count	%	Count	%	Count	%	Count	%	Count	%
Word	39	17.9%	29	13.3%	98	45%	28	12.8%	24	11%	0	0%
Gesture	0	0%	0	0%	1	50%	0	0%	1	50%	0	0%
Demeanor/tone	0	0%	0	0%	2	100%	0	0%	0	0%	0	0%
Action	5	18.5%	0	0%	11	40.7%	7	25.9%	4	14.8%	0	0%
Other	1	50%	1	50%	0	0%	0	0%	0	0%	0	0%
Total	45	17.9%	30	12%	112	44.6%	35	13.9%	29	11.6%	0	0%

Figure 60: Disposition of Offensive Language Allegations (YTD 2020)

Offensive Language Allegation	Substantiated		Exonerated		Unsubstantiated		Unfounded		Officer Unidentified		Miscellaneous	
	Count	%	Count	%	Count	%	Count	%	Count	%	Count	%
Race	0	0%	0	0%	7	58.3%	2	16.7%	3	25%	0	0%
Ethnicity	2	28.6%	0	0%	1	14.3%	1	14.3%	3	42.9%	0	0%
Religion	0	0%	0	0%	2	100%	0	0%	0	0%	0	0%
Sexual orientation	0	0%	0	0%	3	75%	1	25%	0	0%	0	0%
Physical disability	1	33.3%	0	0%	0	0%	0	0%	2	66.7%	0	0%
Other	1	14.3%	0	0%	2	28.6%	2	28.6%	2	28.6%	0	0%
Gender Identity	0	0.0%	0	0.0%	0	0.0%	0	0.0%	0	0.0%	0	0.0%
Gender	2	12.5%	0	0%	8	50%	4	25%	2	12.5%	0	0%
Total	6	11.8%	0	0%	23	45.1%	10	19.6%	12	23.5%	0	0%

Figure 61: Administrative Prosecutions Unit Open Docket (May 2020)

Case Stage	Cases	Percent
Trial commenced	0	0%
Awaiting filing of charges	6	6%
Charges filed, awaiting service	25	26%
Charges served, CORD/SoEH/DCS pending	45	47%
Charges served, Conference Date Requested	2	2%
Calendared for court appearance	9	9%
Case Off Calendar - Subsequent Appearance Pending	5	5%
Trial scheduled	2	2%
Plea agreed - paperwork pending	2	2%
Total	96	100%

CORD is the CO's Report on MOS facing discipline.
 SoEH is the Summary of Employment History.
 DCS is the Disciplinary Cover Sheet.

Figure 62: Administrative Prosecutions Unit Cases Awaiting Final Disposition (May 2020)

Case Stage	Cases	Percent
Disposition modified, awaiting final disp.	3	18%
Plea filed - awaiting approval by PC	6	35%
Verdict rendered - awaiting approval by PC	8	47%
Verdict rendered - Fogel response due	0	0%
Trial completed, awaiting verdict	0	0%
Total	17	100%

A Fogel response is a letter to the Trial Commissioner with comments from the CCRB on the Trial Commissioner's report and recommendation.

Figure 63: Officers With CCRB Complaints Closed in 2020 by Command

Patrol Services Bureau	Substantiated MOS May 2020	Substantiated MOS YTD 2020	Total MOS May 2020	Total MOS YTD 2020
Patrol Borough Manhattan South Total	2	7	30	103
Patrol Borough Manhattan North Total	3	7	34	116
Patrol Borough Bronx Total	18	41	61	214
Patrol Borough Brooklyn South Total	9	32	39	215
Patrol Borough Brooklyn North Total	7	30	54	189
Patrol Borough Queens South Total	1	6	17	119
Patrol Borough Queens North Total	0	9	6	88
Patrol Borough Staten Island Total	3	11	16	53
Special Operations Division Total	0	4	2	13
Other Patrol Services Bureau Commands Total	0	0	2	2
Total	43	147	261	1112
Other Bureaus				
Traffic Control Division Total	0	1	0	13
Transit Bureau Total	3	9	15	75
Housing Bureau Total	2	13	27	124
Organized Crime Control Bureau Total	7	10	27	60
Detective Bureau Total	2	9	9	45
Other Bureaus Total	2	5	14	43
Total	16	47	92	360
Other Commands				
Deputy Commissioners and Miscellaneous Commands Total	0	1	9	24
Undetermined	1	2	2	18
Total	60	197	364	1514

Table shows MOS command as recorded at the time of complaint.

Figure 64A: Officers With CCRB Complaints Closed in 2020 by Command - Patrol Borough Manhattan South

Manhattan South	Substantiated MOS May 2020	Substantiated MOS YTD 2020	Total MOS May 2020	Total MOS YTD 2020
001 Precinct	1	2	2	10
005 Precinct	0	1	1	4
006 Precinct	0	0	0	8
007 Precinct	0	0	3	7
009 Precinct	0	1	0	12
010 Precinct	0	0	7	8
013 Precinct	1	1	8	13
Midtown South Precinct	0	2	7	23
017 Precinct	0	0	0	8
Midtown North Precinct	0	0	1	6
Precincts Total	2	7	29	99
Patrol Borough Manhattan South Task Force	0	0	1	2
Patrol Borough Manhattan South HQ	0	0	0	1
Patrol Borough Manhattan South Anti-Crime Unit	0	0	0	1
Patrol Borough Manhattan South Total	2	7	30	103

Table shows MOS command as recorded at the time of complaint.

Figure 64B: Officers With CCRB Complaints Closed in 2020 by Command - Patrol Borough Manhattan North

Manhattan North	Substantiated MOS May 2020	Substantiated MOS YTD 2020	Total MOS May 2020	Total MOS YTD 2020
019 Precinct	0	0	4	11
020 Precinct	0	1	0	1
023 Precinct	0	0	4	11
024 Precinct	0	0	2	7
025 Precinct	1	1	10	17
026 Precinct	2	2	2	10
Central Park Precinct	0	0	0	2
028 Precinct	0	0	0	16
030 Precinct	0	0	3	8
032 Precinct	0	0	4	8
033 Precinct	0	0	3	6
034 Precinct	0	3	2	19
Precincts Total	3	7	34	116
Patrol Borough Manhattan North Task Force	0	0	0	0
Patrol Borough Manhattan North HQ	0	0	0	0
Patrol Borough Manhattan North Anti-Crime Unit	0	0	0	0
Manhattan North Impact Response Team	0	0	0	0
Patrol Borough Manhattan North Total	3	7	34	116

Table shows MOS command as recorded at the time of complaint.

Figure 64C: Officers With CCRB Complaints Closed in 2020 by Command - Patrol Borough Bronx

Bronx	Substantiated MOS May 2020	Substantiated MOS YTD 2020	Total MOS May 2020	Total MOS YTD 2020
040 Precinct	0	3	1	15
041 Precinct	0	0	5	7
042 Precinct	0	1	0	8
043 Precinct	0	1	4	18
044 Precinct	4	13	12	52
045 Precinct	0	0	5	13
046 Precinct	0	2	0	10
047 Precinct	4	8	7	26
048 Precinct	6	8	8	19
049 Precinct	0	1	0	5
050 Precinct	2	2	4	8
052 Precinct	0	0	11	27
Precincts Total	16	39	57	208
Patrol Borough Bronx Task Force	2	2	3	3
Patrol Borough Bronx HQ	0	0	0	2
Patrol Borough Bronx Anti-Crime Unit	0	0	1	1
Bronx Impact Response Team	0	0	0	0
Patrol Borough Bronx Total	18	41	61	214

Table shows MOS command as recorded at the time of complaint.

Figure 64D: Officers With CCRB Complaints Closed in 2020 by Command - Patrol Borough Brooklyn South

Brooklyn South	Substantiated MOS May 2020	Substantiated MOS YTD 2020	Total MOS May 2020	Total MOS YTD 2020
060 Precinct	1	1	2	11
061 Precinct	0	5	2	14
062 Precinct	0	6	2	13
063 Precinct	0	0	3	12
066 Precinct	0	0	1	11
067 Precinct	2	4	7	42
068 Precinct	0	0	4	15
069 Precinct	1	4	4	11
070 Precinct	3	7	6	37
071 Precinct	0	0	0	16
072 Precinct	0	0	4	9
076 Precinct	0	2	0	6
078 Precinct	2	3	4	15
Precincts Total	9	32	39	212
Patrol Borough Brooklyn South Task Force	0	0	0	1
Patrol Borough Brooklyn South HQ	0	0	0	0
Patrol Borough Brooklyn South Anti-Crime Unit	0	0	0	2
Brooklyn South Impact Response Team	0	0	0	0
Patrol Borough Brooklyn South Total	9	32	39	215

Table shows MOS command as recorded at the time of complaint.

Figure 64E: Officers With CCRB Complaints Closed in 2020 by Command - Patrol Borough Brooklyn North

Brooklyn North	Substantiated MOS May 2020	Substantiated MOS YTD 2020	Total MOS May 2020	Total MOS YTD 2020
073 Precinct	1	4	11	36
075 Precinct	0	10	5	37
077 Precinct	1	5	6	23
079 Precinct	0	1	9	18
081 Precinct	0	1	0	2
083 Precinct	0	1	2	12
084 Precinct	0	0	0	15
088 Precinct	1	2	3	5
090 Precinct	3	5	10	30
094 Precinct	1	1	8	11
Precincts Total	7	30	54	189
Patrol Borough Brooklyn North Task Force	0	0	0	0
Patrol Borough Brooklyn North HQ	0	0	0	0
Patrol Borough Brooklyn North Anti-Crime Unit	0	0	0	0
Brooklyn North Impact Response Team	0	0	0	0
Patrol Borough Brooklyn North Total	7	30	54	189

Table shows MOS command as recorded at the time of complaint.

Figure 64F: Officers With CCRB Complaints Closed in 2020 by Command - Patrol Borough Queens South

Queens South	Substantiated MOS May 2020	Substantiated MOS YTD 2020	Total MOS May 2020	Total MOS YTD 2020
100 Precinct	0	0	5	7
101 Precinct	0	0	0	11
102 Precinct	0	0	4	7
103 Precinct	0	2	2	41
105 Precinct	0	1	1	9
106 Precinct	1	2	4	14
107 Precinct	0	0	0	6
113 Precinct	0	1	1	19
Precincts Total	1	6	17	114
Patrol Borough Queens South Task Force	0	0	0	3
Patrol Borough Queens South HQ	0	0	0	0
Patrol Borough Queens South Anti-Crime Unit	0	0	0	2
Queens South Impact Response Team	0	0	0	0
Patrol Borough Queens South Total	1	6	17	119

Table shows MOS command as recorded at the time of complaint.

Figure 64G: Officers With CCRB Complaints Closed in 2020 by Command - Patrol Borough Queens North

Queens North	Substantiated MOS May 2020	Substantiated MOS YTD 2020	Total MOS May 2020	Total MOS YTD 2020
104 Precinct	0	1	0	16
108 Precinct	0	1	0	5
109 Precinct	0	0	0	5
110 Precinct	0	0	3	10
111 Precinct	0	0	0	0
112 Precinct	0	0	0	9
114 Precinct	0	0	1	15
115 Precinct	0	7	2	24
Precincts Total	0	9	6	84
Patrol Borough Queens North Task Force	0	0	0	0
Patrol Borough Queens North HQ	0	0	0	2
Patrol Borough Queens North Anti-Crime Unit	0	0	0	2
Patrol Borough Queens North Total	0	9	6	88

Table shows MOS command as recorded at the time of complaint.

Figure 64H: Officers With CCRB Complaints Closed in 2020 by Command - Patrol Borough Staten Island

Staten Island	Substantiated MOS May 2020	Substantiated MOS YTD 2020	Total MOS May 2020	Total MOS YTD 2020
120 Precinct	0	3	0	18
122 Precinct	0	0	6	10
123 Precinct	1	1	2	6
121 Precinct	2	5	6	12
Precincts Total	3	9	14	46
Patrol Borough Staten Island Task Force	0	2	0	2
Patrol Borough Staten Island HQ	0	0	0	3
Patrol Borough Staten Island Anti-Crime Unit	0	0	0	0
Staten Island Housing Unit	0	0	0	0
Staten Island Court Section	0	0	2	2
Staten Island Impact Response Team	0	0	0	0
Patrol Borough Staten Island Total	3	11	16	53

Table shows MOS command as recorded at the time of complaint.

Figure 64I: Officers With CCRB Complaints Closed in 2020 by Command - Special Operations Division

Special Operations	Substantiated MOS May 2020	Substantiated MOS YTD 2020	Total MOS May 2020	Total MOS YTD 2020
Emergency Services Unit and Squads 1-10	0	0	2	5
Harbor Unit	0	0	0	0
Aviation Unit	0	0	0	0
Canine Team	0	0	0	0
Mounted Unit	0	0	0	0
2 SOD Strategic Response Group	0	4	0	8
Special Operations Division Headquarters	0	0	0	0
Special Operations Division Total	0	4	2	13

Table shows MOS command as recorded at the time of complaint.

Figure 64J: Officers With CCRB Complaints Closed in 2020 by Command - Other Patrol Services Bureau Commands

Other Patrol Services Bureau Commands	Substantiated MOS May 2020	Substantiated MOS YTD 2020	Total MOS May 2020	Total MOS YTD 2020
Chiefs Office	0	0	2	2
Special Operations Division Taxi Unit	0	0	0	0
Other Patrol Services Bureau Commands Total	0	0	2	2

Table shows MOS command as recorded at the time of complaint.

Figure 64K: Officers With CCRB Complaints Closed in 2020 by Command - Traffic Control Division

Traffic Control Division	Substantiated MOS May 2020	Substantiated MOS YTD 2020	Total MOS May 2020	Total MOS YTD 2020
Traffic Control Division - Headquarters Command	0	0	0	0
Manhattan Traffic Task Force	0	1	0	7
Brooklyn Traffic Task Force	0	0	0	0
Bronx Traffic Task Force	0	0	0	0
Queens Traffic Task Force	0	0	0	0
Surface Transportation Enforcement Division (STED)	0	0	0	1
Bus Unit	0	0	0	1
Traffic Control Parking Enforcement District	0	0	0	0
Traffic Control Tow Units	0	0	0	0
Traffic Control Summons Enforcement	0	0	0	0
Traffic Command Intersection Control	0	0	0	0
Traffic Control Intelligence Unit	0	0	0	0
Highway District	0	0	0	0
Highway Unit #1	0	0	0	0
Highway Unit #2	0	0	0	1
Highway Unit #3	0	0	0	1
Highway Unit #4	0	0	0	0
Highway Unit #5	0	0	0	1
Highway Safety Enforcement Unit	0	0	0	0
Movie and TV Unit	0	0	0	1
Traffic Control Division Total	0	1	0	13

Table shows MOS command as recorded at the time of complaint.

Figure 64L: Officers With CCRB Complaints Closed in 2020 by Command - Transit Bureau

Transit Bureau	Substantiated MOS May 2020	Substantiated MOS YTD 2020	Total MOS May 2020	Total MOS YTD 2020
Transit Bureau Headquarters	0	0	0	0
Transit Bureau Authority Liaison	0	0	0	0
Transit Bureau Inspections	0	0	0	0
Transit Bureau Spec. Invest. Unit	0	0	0	0
Transit Bureau Crime Analysis	0	0	0	0
Transit Bureau Patrol Operations	0	0	0	0
Transit Bureau Manhattan	0	0	0	0
Transit Bureau Bronx	0	0	0	0
Transit Bureau Queens	0	0	0	0
Transit Bureau Brooklyn	0	0	0	0
TB DT01	1	2	1	7
TB DT02	0	0	0	1
TB DT03	0	0	1	4
TB DT04	0	0	0	7
TB DT11	0	2	0	4
TB DT12	0	0	0	5
TB DT20	0	1	0	5
TB DT23	0	0	0	2
TB DT30	0	0	0	3
TB DT32	0	2	5	13
TB DT33	0	0	1	4
TB DT34	0	0	1	1
Transit Bureau Manhattan Task Force	2	2	5	12
Transit Bureau Bronx Task Force	0	0	0	0
Transit Bureau Queens Task Force	0	0	0	0
Transit Bureau Brooklyn Task Force	0	0	0	0
Transit Bureau Homeless Outreach Unit	0	0	0	1
Transit Division Canine Unit	0	0	0	0
Transit Bureau Vandal Unit	0	0	0	0
Transit Bureau Special Operations Unit	0	0	0	0
TB Anti-Terrorism	0	0	1	6
Transportation Bureau and Transit Other Commands	0	0	0	0
Transit Bureau Total	3	9	15	75

Table shows MOS command as recorded at the time of complaint.

Figure 64M: Officers With CCRB Complaints Closed in 2020 by Command - Housing Bureau

Housing Bureau	Substantiated MOS May 2020	Substantiated MOS YTD 2020	Total MOS May 2020	Total MOS YTD 2020
Housing Bureau (Office of the Chief Command Center)	0	0	0	0
Housing Bureau Special Operations Section	0	0	0	0
PSA 1	0	3	2	10
PSA 2	0	3	6	11
PSA 3	0	1	3	11
PSA 4	1	1	6	11
PSA 5	0	0	1	11
PSA 6	0	1	1	13
PSA 7	1	3	7	35
PSA 8	0	0	0	8
PSA 9	0	0	0	7
Housing Bureau Brooklyn/Staten Island	0	0	0	2
Housing Bureau Manhattan	0	0	0	0
Housing Bureau Bronx/Queens	0	0	0	0
Housing Bureau Investigations	0	0	0	0
Housing Bureau Elevator Vandalism Unit	0	0	0	0
Housing Bureau Operations and Misc. Commands	0	0	0	0
Housing Bureau Total	2	13	27	124
Housing Borough Brooklyn Impact Response Team	0	1	1	4
Housing Borough Manhattan Impact Response Team	0	0	0	0
Housing Borough Bronx/Queens Impact Response Team	0	0	0	1
Housing Bureau Total	2	13	27	124

Table shows MOS command as recorded at the time of complaint.

Figure 64N: Officers With CCRB Complaints Closed in 2020 by Command - Organized Crime Control Bureau

Organized Crime Control Bureau	Substantiated MOS May 2020	Substantiated MOS YTD 2020	Total MOS May 2020	Total MOS YTD 2020
Queens Narcotics	7	10	10	22
Manhattan North Narcotics	0	0	5	6
Manhattan South Narcotics	0	0	0	2
Bronx Narcotics	0	0	1	7
Staten Island Narcotics	0	0	2	8
Brooklyn North Narcotics	0	0	4	9
Brooklyn South Narcotics	0	0	4	4
Narcotics Headquarters	0	0	0	0
Auto Crime Division	0	0	0	0
Vice Enforcement Division	0	0	0	0
Drug Enforcement Task Force	0	0	0	0
Organized Crime Headquarters	0	0	1	2
Organized Crime Control Bureau Total	7	10	27	60

Table shows MOS command as recorded at the time of complaint.

Figure 640: Officers With CCRB Complaints Closed in 2020 by Command - Detective Bureau

Detective Bureau	Substantiated MOS May 2020	Substantiated MOS YTD 2020	Total MOS May 2020	Total MOS YTD 2020
Detective Bureau Headquarters	0	0	0	0
Central Investigation and Resource Division	0	0	0	0
Special Investigations Division	0	0	2	2
Special Victims Division	0	1	0	3
Forensic Investigations Division	0	0	0	0
Fugitive Enforcement Division	0	0	0	0
Gang Division	0	3	2	9
Detective Borough Bronx	0	0	2	6
Detective Borough Manhattan	0	0	0	6
Detective Borough Brooklyn	0	2	0	11
Detective Borough Queens	2	3	3	7
Detective Borough Staten Island	0	0	0	1
DB Queens North Operations	0	0	0	0
DB Queens South Operations	0	0	0	0
Detective Bureau Total	2	9	9	45

Table shows MOS command as recorded at the time of complaint.

Figure 64P: Officers With CCRB Complaints Closed in 2020 by Command - Other Bureaus

Other Bureaus	Substantiated MOS May 2020	Substantiated MOS YTD 2020	Total MOS May 2020	Total MOS YTD 2020
Internal Affairs Bureau				
Internal Affairs Bureau	0	0	0	2
Criminal Justice Bureau				
Court Division	2	5	13	38
Court Bureau	0	0	0	0
Court LMSI	0	0	0	0
Court Unit	0	0	0	0
Criminal Justice Headquarters	0	0	0	0
Support Services Bureau				
Property Clerk Division	0	0	0	0
Fleet Services	0	0	0	0
Central Records Division	0	0	0	0
Personnel Bureau				
Applicant Processing Division	0	0	0	1
Health Services	0	0	1	1
Personnel Bureau Headquarters	0	0	0	1
Other Bureaus Total	2	5	14	43

Table shows MOS command as recorded at the time of complaint.

Figure 64Q: Officers With CCRB Complaints Closed in 2020 by Command - Deputy Commissioners and Miscellaneous Commands

Deputy Commissioners and Miscellaneous Commands	Substantiated MOS May 2020	Substantiated MOS YTD 2020	Total MOS May 2020	Total MOS YTD 2020
Deputy Commissioner Legal Matters - License Division	0	0	0	0
Deputy Commissioner Legal Matters - Legal Bureau	0	0	0	0
DC Training	0	0	0	0
Deputy Commissioner Training - Police Academy	0	0	0	0
Deputy Commissioner Training - Police Academy Training	0	0	3	5
Deputy Commissioner Training - In-service Training Section	0	0	0	1
Deputy Commissioner Management and Budget	0	0	0	0
Police Commissioner Office	0	0	0	0
Community Affairs Division	0	0	0	0
Chief of Community Affairs	0	0	0	1
Community Affairs Juvenile Section	0	0	0	0
School Safety Bronx/Manhattan	0	0	0	0
School Safety Queens/Brooklyn	0	0	0	0
Office of Equal Employment	0	0	0	0
Deputy Commissioner Operations	0	0	0	0
DC Operations Financial Mgmt.	0	0	0	0
Intelligence Division	0	1	5	16
Chief of Department	0	0	0	0
Department Advocate	0	0	0	0
Deputy Commissioner Public Information	0	0	0	0
Crime Prevention	0	0	0	0
First Deputy Commissioner	0	0	0	0
Office of Management, Analysis and Planning	0	0	0	0
Quality Assurance Division	0	0	0	0
Deputy Commissioner Counterterrorism	0	0	1	1
Chief of Department Evaluation Section	0	0	0	0
Deputy Commissioners and Miscellaneous Commands Total	0	1	9	24

Table shows MOS command as recorded at the time of complaint.