



BILL DE BLASIO
MAYOR

CIVILIAN COMPLAINT REVIEW BOARD
100 CHURCH STREET 10th FLOOR
NEW YORK, NEW YORK 10007 ♦ TELEPHONE (212) 912-7235
www.nyc.gov/ccrb



FREDERICK DAVIE
CHAIR

Executive Director's Monthly Report
November 2021
(Statistics for October 2021)

Contents

Executive Summary	2
Glossary	3
Complaints Received	4
CCRB Cases Received By Borough and Precinct	5
Allegations Received	7
CCRB Docket	10
Body Worn Camera Footage Requests	12
Closed Cases	13
Resolving Cases	13
Dispositions / Case Abstracts	14
Dispositions - Full Investigations	16
Dispositions - All CCRB Cases	17
Dispositions - Allegations	18
Substantiation Rates	21
Substantiation Rates and Video	22
Disposition for Substantiated Complaints	23
Board Discipline Recommendations for Substantiated Officers	24
Unable to Investigate / Withdrawn	27
Complaints by PSA	28
Mediation Unit	30
Administrative Prosecution Unit	32
NYPD Discipline	33
Appendix	38

Executive Summary

The Civilian Complaint Review Board (“CCRB”) is an independent municipal Agency that investigates complaints of NYPD misconduct. Every month, the CCRB prepares an Executive Director report for its public meeting. Data for October 2021 included the following highlights:

- 1) Of the cases in the CCRB active investigations docket, 35% have been open for 4 months or fewer, and 49% have been open for 7 months or fewer (page 10). In October, the CCRB opened 314 new cases (page 4), and currently has a total open docket of 3,483 cases (page 11).
- 2) The CCRB substantiated allegations in 41% of its fully investigated cases (page 16).
- 3) The CCRB fully investigated 25% of the cases it closed in October (page 13) and resolved (fully investigated, mediated or attempted mediation) 35% of the cases it closed (page 17). The Agency was unable to investigate /withdrawn 45% of the cases received (page 13).
- 4) For October, investigations using video evidence resulted in substantiated allegations in 44% of cases - compared to 0% of cases in which video was not available (page 21-22).
- 5) The Monthly Report includes a breakdown of complaints and substantiations by NYPD precinct and borough of occurrence (pages 5-6, 25-26).
- 6) In October the Police Commissioner finalized 4 decision(s) against police officers in Administrative Prosecution Unit (APU) cases (page 32). The CCRB's APU prosecutes the most serious allegations of misconduct. The APU conducted 20 trials against members of the NYPD year-to-date; 5 trials were conducted against respondent officers in October.

Finally, the Monthly Report contains a Table of Contents, Glossary, and Appendix, all meant to assist readers in navigating this report. The CCRB is committed to producing monthly reports that are valuable to the public, and welcomes feedback on how to make its data more accessible.

Glossary

In this glossary we have included a list of terms that regularly appear in our reports.

Allegation: An allegation is a specific act of misconduct. The same “complaint” can have multiple allegations – excessive force and discourteous language, for example. Each allegation is reviewed separately during an investigation.

APU: The Administrative Prosecution Unit is the division of the CCRB that has prosecuted “charges” cases since April 2013, after the signing of a 2012 Memorandum of Understanding between the CCRB and NYPD.

Board Panel: The “Board” of the CCRB has 15 members. Following a completed investigation by the CCRB staff, three Board members, sitting as a Board Panel, will make a finding on whether misconduct occurred and will make a recommendation on what level of penalty should follow.

Case/Complaint: For the purposes of CCRB data, a “case” or “complaint” is defined as any incident within the Agency’s jurisdiction, brought to resolution by the CCRB.

Disposition: The Board’s finding as to the outcome of a case (i.e. if misconduct occurred).

FADO: Under the City Charter, the CCRB has jurisdiction to investigate the following categories of police misconduct: Force, Abuse of Authority, Discourtesy, and Offensive Language, collectively known as “FADO”.

Intake: CCRB’s intake team initially handles complaints from the public. Intake takes complaints that come via live phone calls, voicemails, an online complaint form, or in-person.

Investigation: CCRB investigators gather evidence and interview witnesses to prepare reports on misconduct allegations. An investigation ends when a closing report is prepared detailing the evidence and legal analysis, and the case is given to the Board for disposition.

Mediation: A complainant may mediate his or her case with the subject officer, in lieu of an investigation, with the CCRB providing a neutral, third-party mediator.

Unable to Investigate / Withdrawn: When the CCRB is unable to obtain a sworn statement from the complainant/alleged victim, the case is closed as unable to investigate. When the complainant/alleged victim asks that their complaint be withdrawn, the case is closed as withdrawn.

Closed Pending Litigation: Sometimes when a complainant is involved in criminal or civil litigation, their attorney advises against making sworn statements until the conclusion of the court case. When a complainant declines to cooperate with an investigation on the advice of their attorney, the complaint disposition is "Closed Pending Litigation."

Complaints Received

The CCRB’s Intake team processes misconduct complaints from the public and referrals from the NYPD. Under the New York City Charter, the CCRB’s jurisdiction is limited to allegations of misconduct related to Force, Abuse of Authority, Discourtesy and Offensive Language. All other complaints are referred to the appropriate agency. Figure 1 refers to all complaints that the CCRB receives and Figures 2 and 3 refer to new cases that remain with the Agency. In October 2021, the CCRB initiated 314 new complaints.

Figure 1: Total Intake by Month (January 2020 - October 2021)

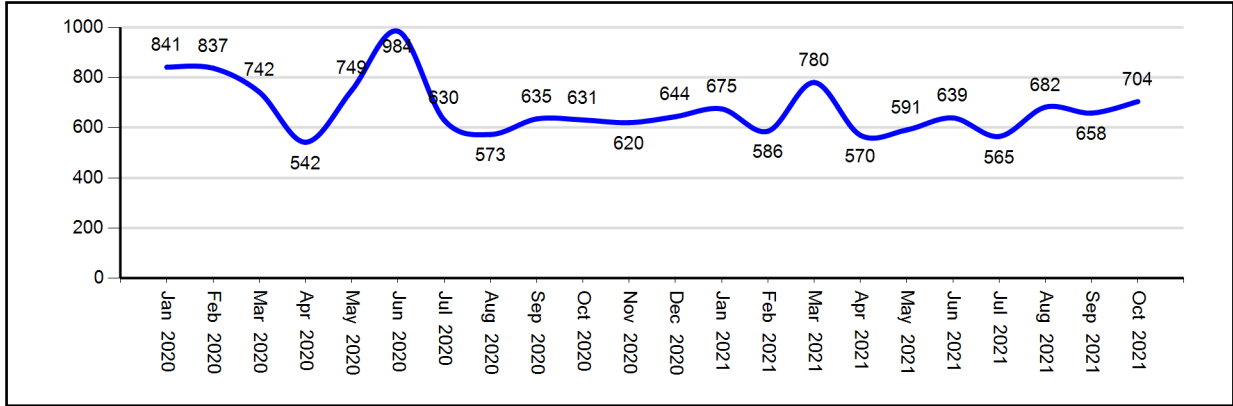


Figure 2: New CCRB Complaints by Month (January 2020 - October 2021)

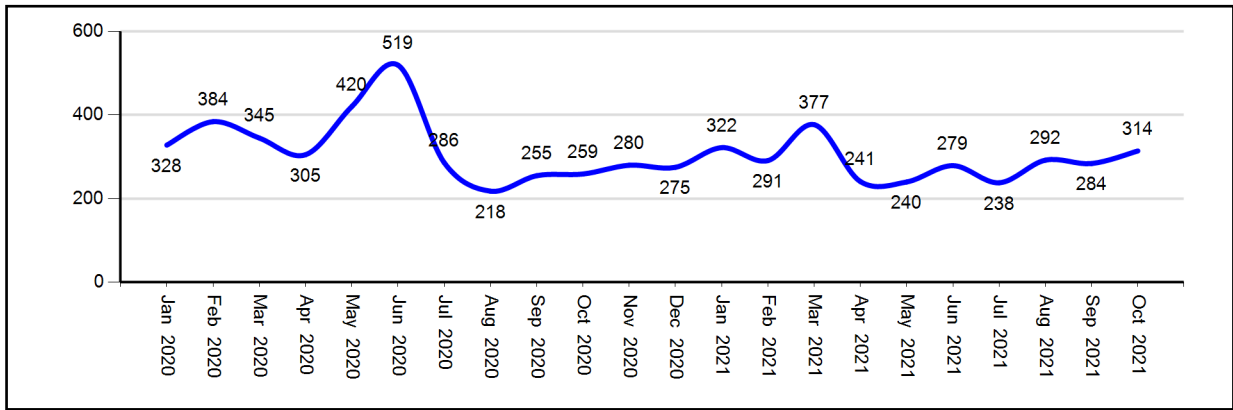
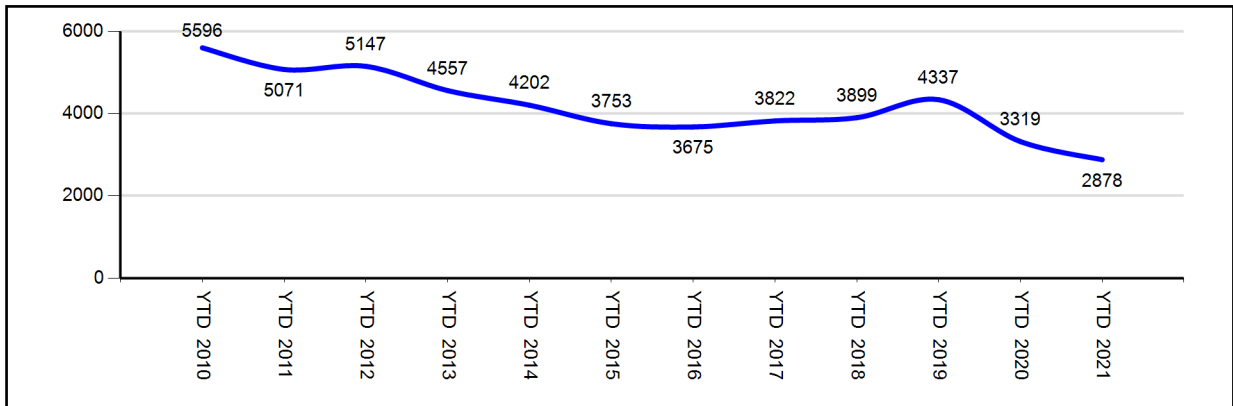


Figure 3: New CCRB Complaints by Year (YTD 2010 - YTD 2021)



CCRB Cases Received by Borough and Precinct

Of the five boroughs, the largest number of misconduct complaints stemmed from incidents occurring in Brooklyn, followed by Manhattan. The 114th Precinct had the highest number at 16 incidents.

Figure 4: CCRB Complaints Received By Borough of Occurrence (October 2021)

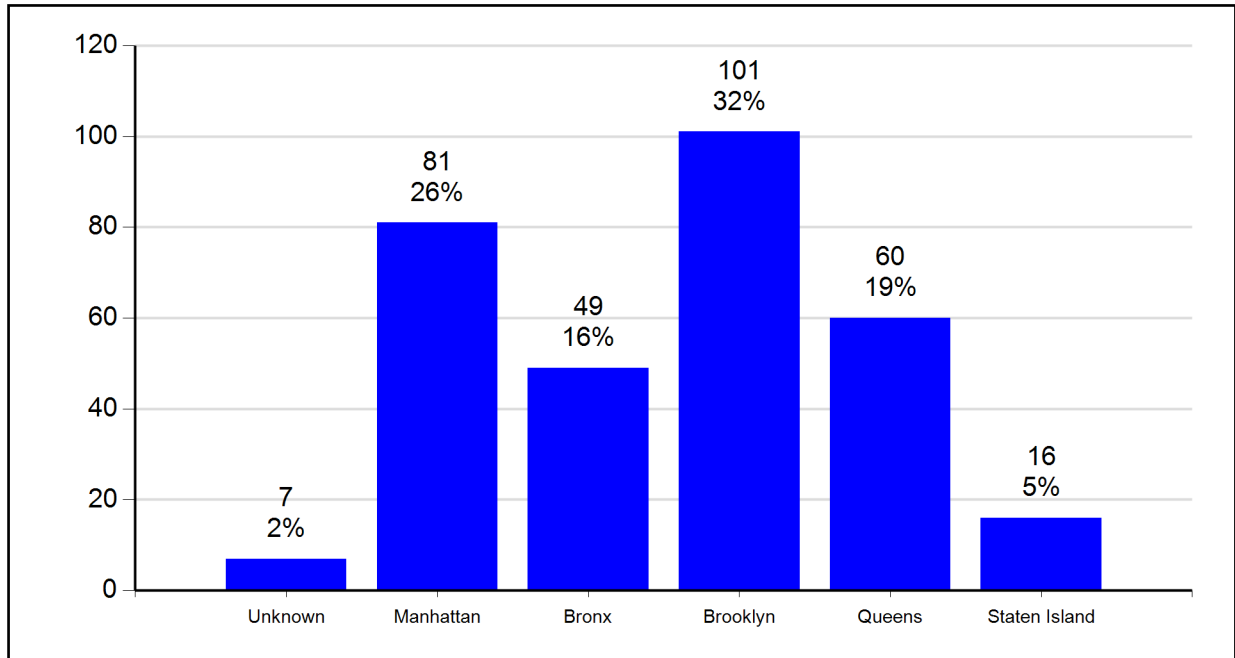


Figure 5: CCRB Complaints Received By Borough of Occurrence (YTD 2021)

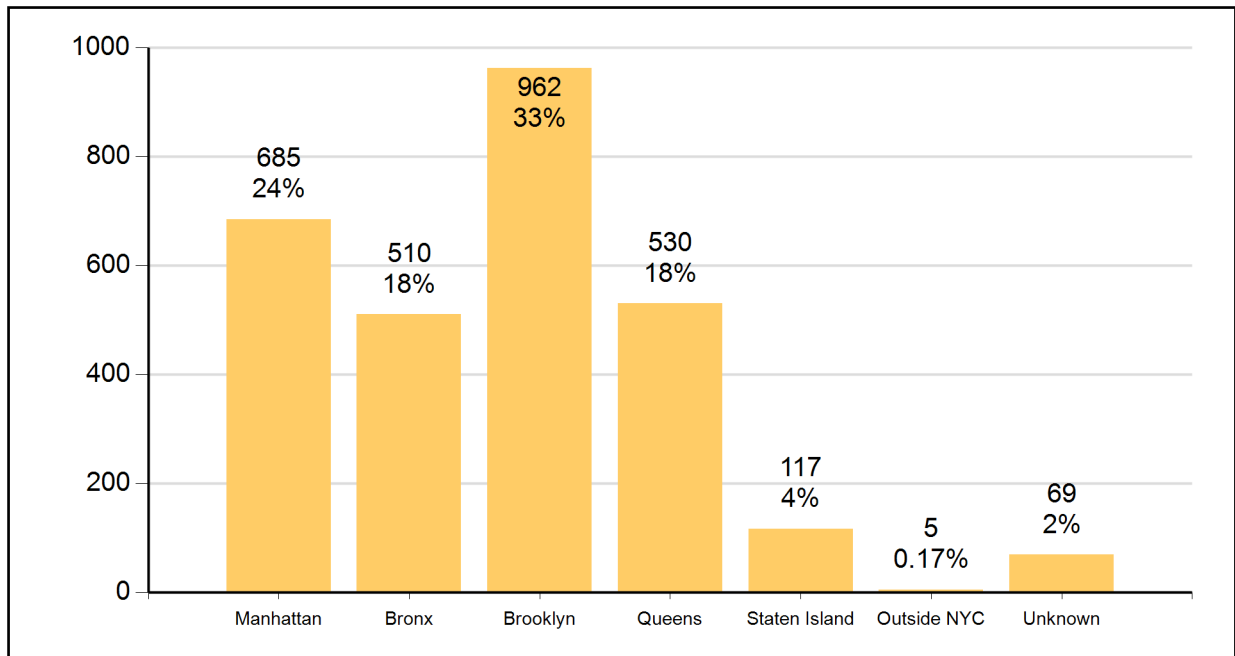


Figure 6: CCRB Complaints Received By Precinct of Occurrence (October 2021)

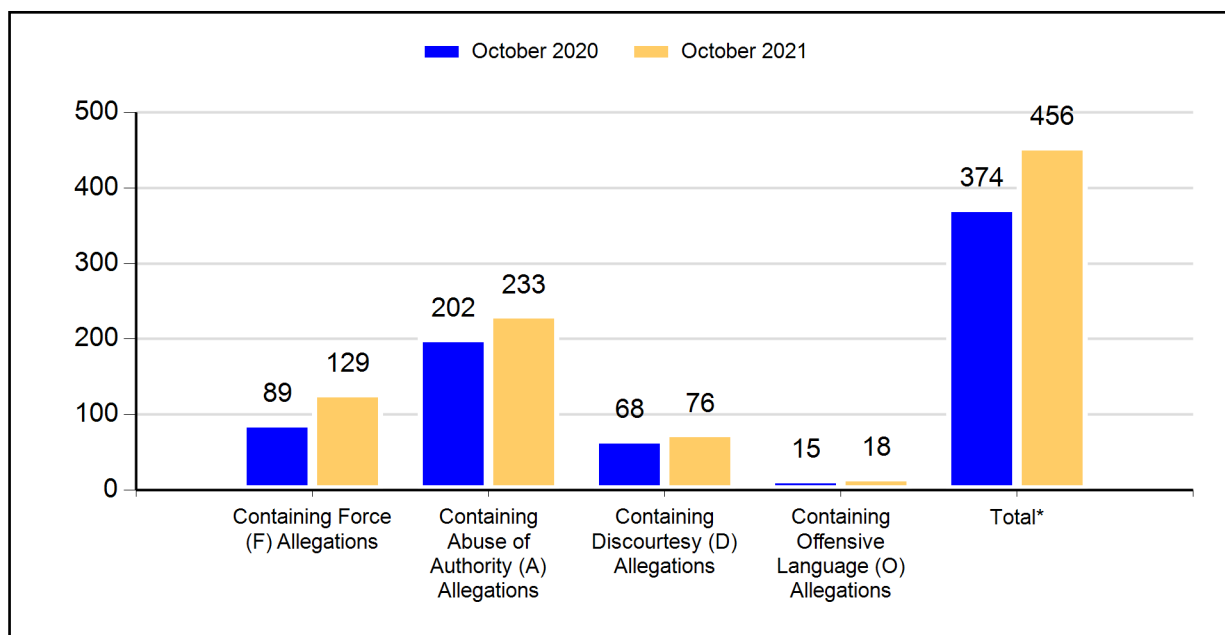
NYPD Precinct of Occurrence*	Number of Complaints	NYPD Precinct of Occurrence*	Number of Complaints
1	4	67	13
5	7	69	3
6	8	70	2
7	2	71	4
9	3	72	3
10	4	73	5
13	2	75	6
14	9	76	3
17	1	77	7
18	3	78	4
19	2	79	3
20	2	81	1
23	7	83	3
24	1	84	5
25	3	88	5
28	5	90	7
30	3	94	4
32	8	100	1
33	5	101	1
40	5	102	1
41	1	103	7
42	6	105	4
43	5	106	3
44	6	107	4
45	2	108	4
46	3	109	2
47	3	110	1
48	4	111	1
49	2	112	4
50	2	113	8
52	7	114	16
60	3	115	3
61	8	120	8
62	1	121	4
63	3	122	1
66	5	123	3
		Unknown	15

*These figures track where an incident occurred, not necessarily the Command of the officer. Please review Figures 65A-65Q for Command Level data for cases closed in 2021.

Allegations Received

As described in the previous section, the CCRB has jurisdiction over four categories of NYPD misconduct. In comparing October 2020 to October 2021, the number of complaints containing an allegation of Force is up, Abuse of Authority complaints are up, Discourtesy are up and Offensive Language are up. Figures for the year-to-date comparison show that in 2021, complaints containing an allegation of Force are down, Abuse of Authority are down, Discourtesy are down and Offensive Language are down.

Figure 7: CCRB Complaints Received By Type of Allegation (October 2020 vs. October 2021)



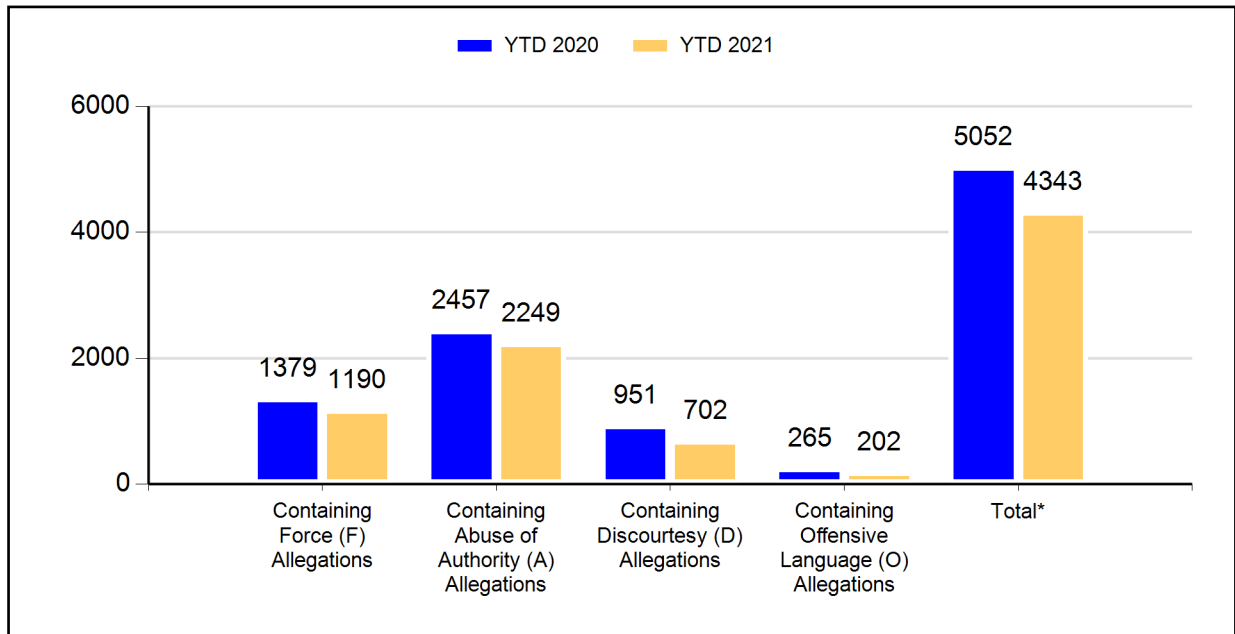
*This is the total of distinct FADO allegation types in complaints received.

Figure 8: CCRB Complaints Received By Type of Allegation (% of Complaints)

	October 2020		October 2021		Change	% Change
	Count	% of Total Complaints	Count	% of Total Complaints		
Force (F)	89	34%	129	41%	40	45%
Abuse of Authority (A)	202	78%	233	74%	31	15%
Discourtesy (D)	68	26%	76	24%	8	12%
Offensive Language (O)	15	6%	18	6%	3	20%
Total FADO Allegations	374		456		82	22%
Total Complaints	259		314		55	21%

Note: the number of allegations in recently received complaints typically grows somewhat as the complaints are investigated.

Figure 9: CCRB Complaints Received By Type of Allegation (YTD 2020 vs. YTD 2021)



*This is the total of distinct FADO allegation types in complaints received.

Figure 10: CCRB Complaints Received By Type of Allegation YTD (% of Complaints)

	YTD 2020		YTD 2021		Change	% Change
	Count	% of Total Complaints	Count	% of Total Complaints		
Force (F)	1379	42%	1190	41%	-189	-14%
Abuse of Authority (A)	2457	74%	2249	78%	-208	-8%
Discourtesy (D)	951	29%	702	24%	-249	-26%
Offensive Language (O)	265	8%	202	7%	-63	-24%
Total FADO Allegations	5052		4343		-709	-14%
Total Complaints	3319		2878		-441	-13%

Note: the number of allegations in recently received complaints typically grows somewhat as the complaints are investigated.

Figure 11: Total Allegations (% of Total Allegations)

	October 2020		October 2021		Change	% Change
	Count	% of Total Allegations	Count	% of Total Allegations		
Force (F)	204	19%	298	28%	94	46%
Abuse of Authority (A)	761	70%	657	61%	-104	-14%
Discourtesy (D)	97	9%	106	10%	9	9%
Offensive Language (O)	26	2%	20	2%	-6	-23%
Total Allegations	1088		1081		-7	-1%
Total Complaints	259		314		55	21%

Figure 12: Total Allegations YTD (% of Total Allegations)

	YTD 2020		YTD 2021		Change	% Change
	Count	% of Total Allegations	Count	% of Total Allegations		
Force (F)	3870	26%	2877	25%	-993	-26%
Abuse of Authority (A)	8914	61%	7426	64%	-1488	-17%
Discourtesy (D)	1577	11%	1047	9%	-530	-34%
Offensive Language (O)	358	2%	270	2%	-88	-25%
Total Allegations	14719		11620		-3099	-21%
Total Complaints	3319		2878		-441	-13%

The number of allegations in recently received complaints typically grows as the complaints are investigated.

CCRB Docket

As of the end of October 2021, 35% of active CCRB cases are fewer than five months old, and 49% active cases have been open for fewer than eight months.

Figure 13: Age of Active Cases Based on Received Date (October 2021)

Case Age Group	Count	% of Total
Cases 0-4 Months	1166	35.0%
Cases 5-7 Months	462	13.9%
Cases 8-11 Months	513	15.4%
Cases 12-18 Months*	829	24.9%
Cases Over 18 Months**	360	10.8%
Total	3330	100%

*12-18 Months: 17 cases that were reopened; 6 cases that were on DA Hold.

**Over18 Months: 24 cases that were reopened; 4 cases that were on DA Hold.

Figure 14: Age of Active Cases Based on Incident Date (October 2021)

	Count	% of Total
Cases 0-4 Months	1001	30.1%
Cases 5-7 Months	445	13.4%
Cases 8-11 Months	533	16.0%
Cases 12-18 Months*	896	26.9%
Cases Over 18 Months**	455	13.7%
Total	3330	100%

*12-18 Months: 16 cases that were reopened; 7 cases that were on DA Hold.

**Over18 Months: 28 cases that were reopened; 4 cases that were on DA Hold.

An active case is here defined as an investigation; cases in mediation are excluded.

Figure 15: Number of Active Investigations (January 2020 - October 2021)

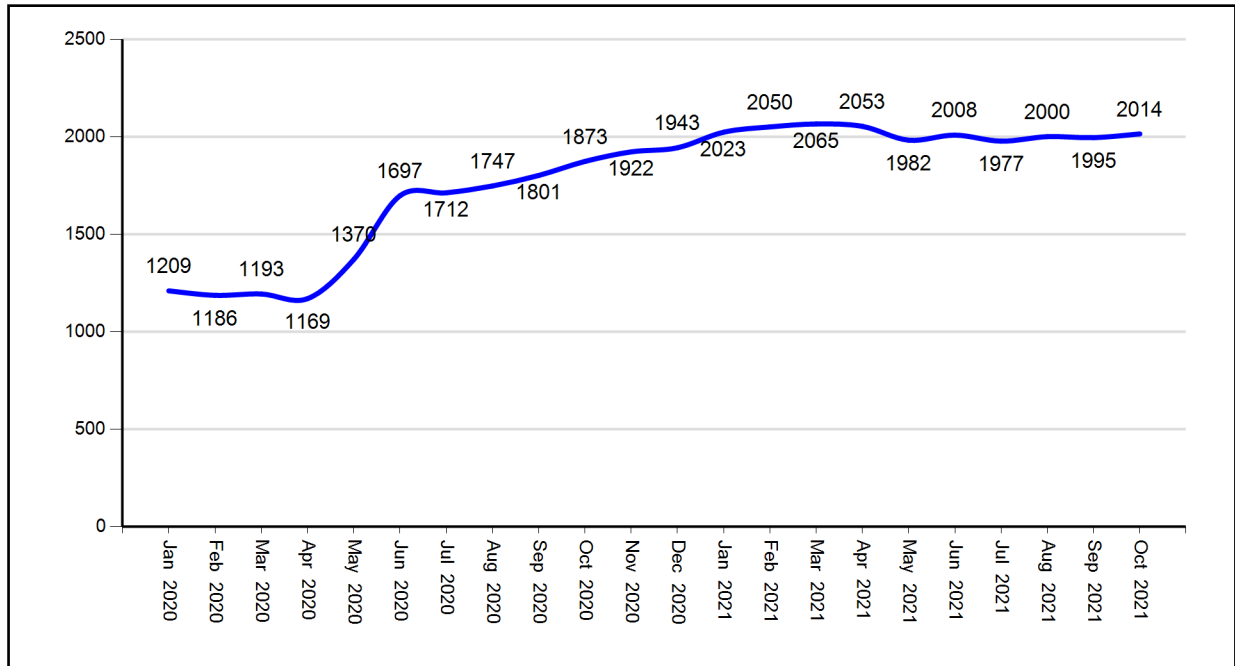


Figure 16: Open Docket Analysis

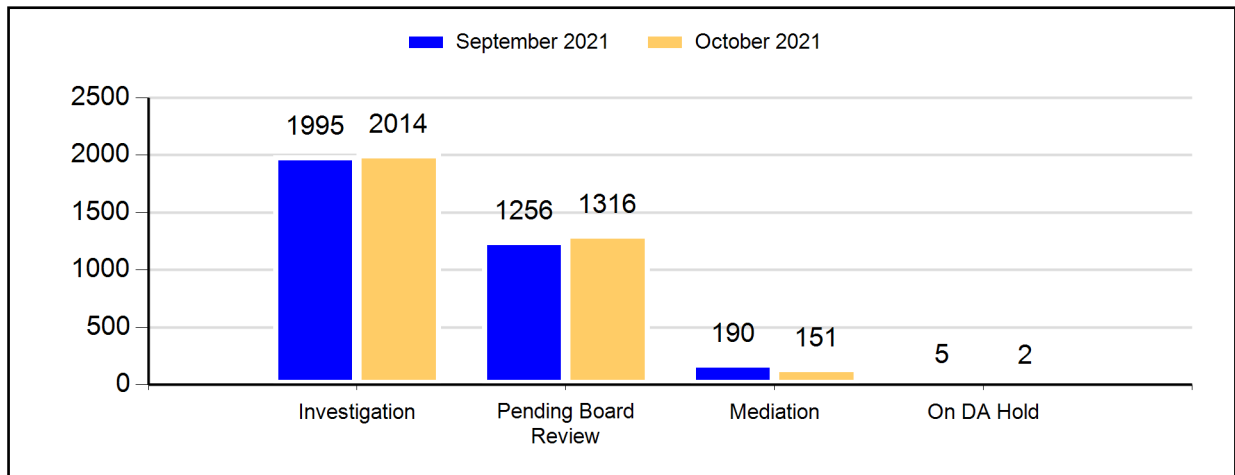


Figure 17: Open Docket Analysis with % Change

	September 2021		October 2021		Change	% Change
	Count	% of Total	Count	% of Total		
Investigations	1995	58%	2014	58%	19	1%
Pending Board Review	1256	36%	1316	38%	60	5%
Mediation	190	6%	151	4%	-39	-21%
On DA Hold	5	0%	2	0%	-3	-60%
Total	3446		3483		37	1%

Body Worn Camera Footage Requests

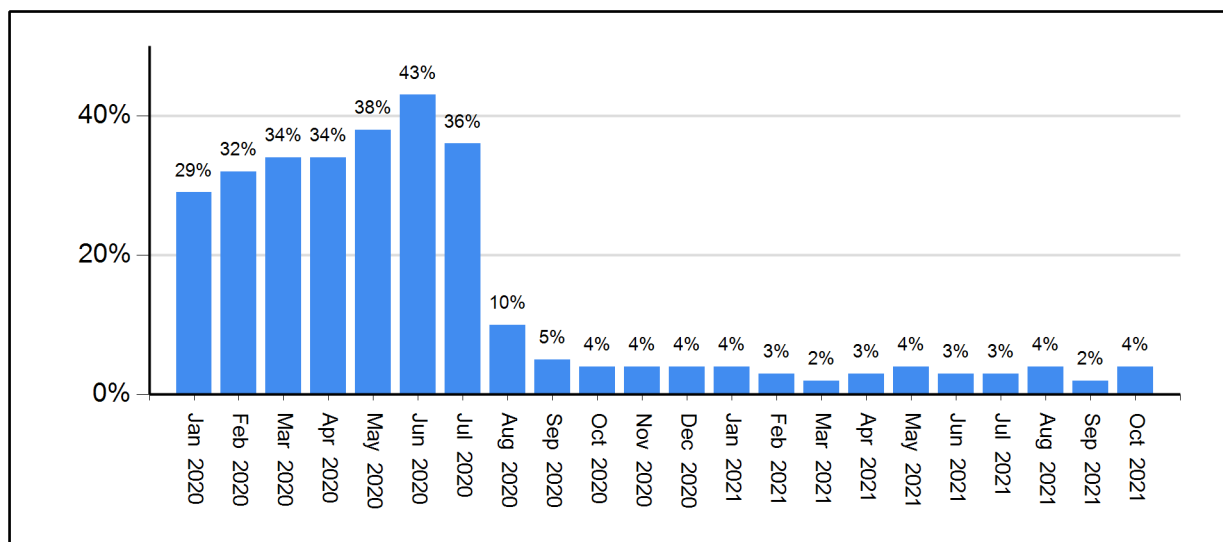
Since the widespread roll out of body worn cameras in 2018, the collection of footage from these cameras has become an integral part of CCRB investigations.

The timeliness of the response to BWC footage requests has a direct impact on the length of time it takes to complete an investigation. The longer it takes to fulfill BWC requests, the longer CCRB investigations remain on the open docket.

Figure 18: Pending Requests for BWC Footage

Days Pending	BWC Requests	% of Total
00 <= Days < 30	53	55.2%
30 <= Days < 60	7	7.3%
60 <= Days < 90	4	4.2%
90 >= Days	32	33.3%
Total	96	100%

Figure 19: Percentage of Open Investigations Docket with Pending BWC Requests (January 2020 - October 2021)

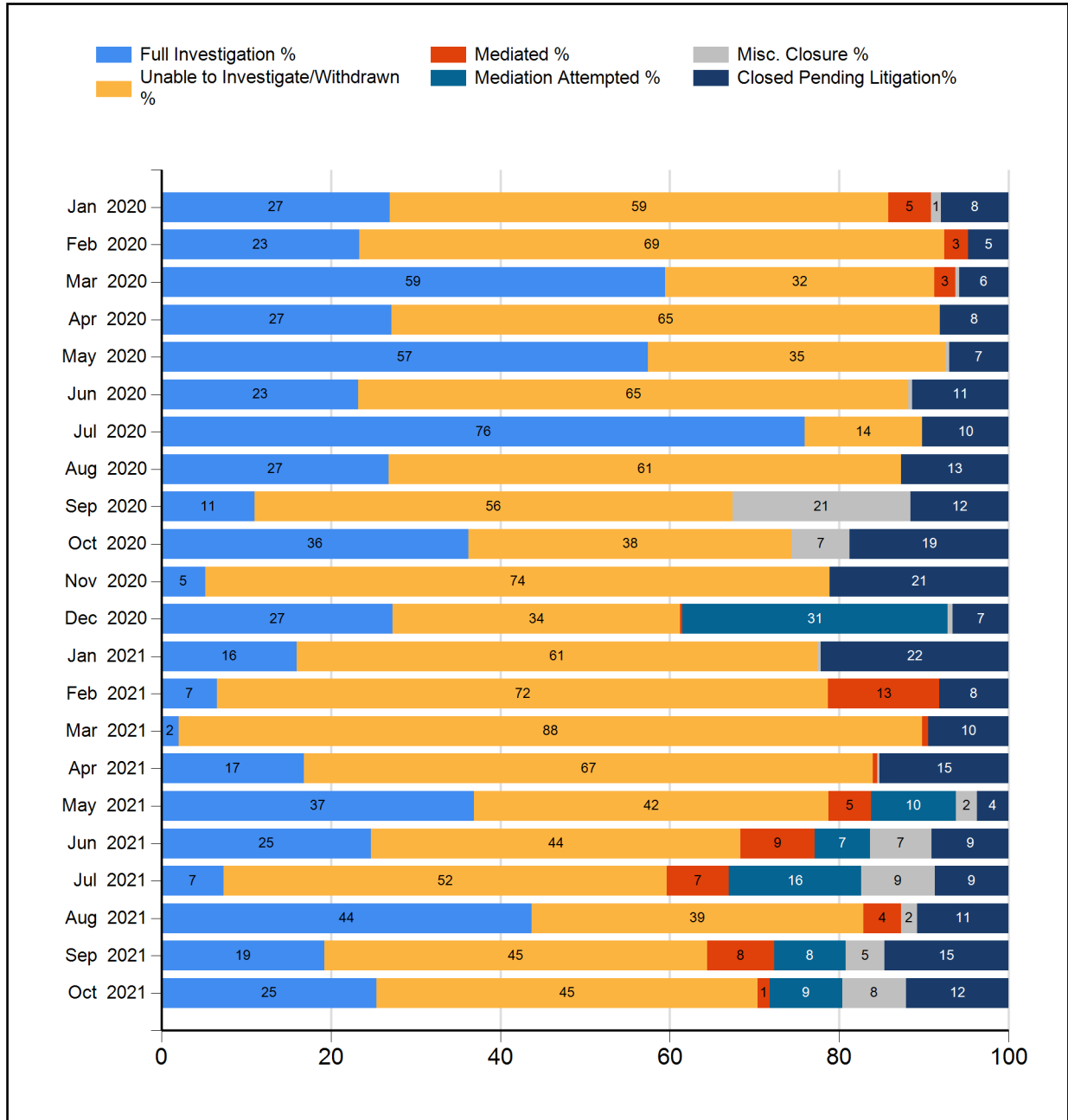


Closed Cases

Resolving Cases

In October 2021, the CCRB fully investigated 25% of the cases it closed, and resolved (fully investigated, mediated or mediation attempted) 35% of the cases it closed.

Figure 20: Case Resolutions (January 2020 - October 2021) (%)



Dispositions

Cases fully investigated by the CCRB generally receive one of five outcomes:

- If the alleged misconduct is found to have occurred, based on the preponderance of the evidence, the allegation is closed as **substantiated**.
- If there is not enough evidence to determine whether or not the alleged misconduct occurred, the allegation is closed as **unable to determine**.*
- If the preponderance of the evidence suggests that the event or alleged act did not occur, the allegation is closed as **unfounded**.
- If the event did occur, but was not improper by a preponderance of evidence, the allegation is closed as **within NYPD guidelines**.**
- If the CCRB was unable to identify any of the officers accused of misconduct, the case is closed as **officer unidentified**.

Additionally, a case might be **mediated**, with the subject officer and complainant discussing the incident in the presence of a neutral third-party moderator, or closed as **mediation attempted**, the designation for a case in which both the officer and the civilian agree to mediate, but the civilian fails to appear twice for the scheduled mediation session or fails to respond to attempts to schedule a mediation session. Finally, a case that cannot be fully investigated because the CCRB was unable to obtain a sworn statement from the complainant/victim is closed as **unable to investigate**.

Case Abstracts

The following case abstracts are taken from complaints closed this month and serve as examples of what the different CCRB dispositions mean in practice:

1. Substantiated

An individual left a grocery store and walked to a street corner and waited to cross the street when subject officer 1 and three other officers pulled up to the individual in an unmarked black sedan. The officers exited the vehicle and subject officer 1 approached the individual and held him in place against the hood of their vehicle. Subject officer 1 and the other officers patted down the individual's torso and arms. When the individual was placed in a police vehicle, he told subject officer 2 "nigger, I'm highly upset" and subject officer 2 responded "first, don't call me that, I'm an officer, you understand? Have a little fucking respect."

For a stop of an individual to be justified, an officer must have reasonable suspicion that the individual is committing, has committed, or is about to commit a crime People v. Debour, 40 N.Y.2d 210 (1976). Similarly, a frisk of an individual must be based on a reasonable suspicion that a particular person has committed, is committing or is about to commit a crime and that the officer is in danger by virtue that the individual is armed. NYPD Patrol Guide 200-02 states that officers are committed to treating every citizen with compassion, courtesy, professionalism, and respect.

Both subject officers were captured on BWC footage – subject officer 1 was observed stopping and frisking the individual and subject officer 2 was captured making the statement to the individual. The investigation found that subject officer 1 had a vague description of an armed suspect by a confidential informant, and that the individual merely standing on a street corner does not give rise to probable cause to stop and frisk him. The investigation found that although the individual was agitated as he was transported in the police vehicle, there was no evidence that he presented any safety concern or stressful factors for subject officer 2 to use profanity. The Board substantiated the Abuse of Authority and Discourtesy allegations.

2. Unable to Determine

An individual stated that two officers came to her home and she invited them inside her home to speak to them. They told her that they received a complaint from her tenant who said that the air conditioner was broken. The individual said that air conditioning was not part of the lease agreement. The subject officer told the individual that she needed to provide air conditioning and asked her to unlock the air conditioning unit. The individual refused. The subject officer told her that if she did not unlock the air conditioner then she would be arrested. The investigation found that the subject officer stated that he only told the individual that cutting off utilities could be an arrestable offense. Without independent testimony or video evidence, the investigation could not determine if the subject officer threatened to arrest the individual if she didn't open the air conditioner lock. The Board closed the Abuse of Authority allegation as Unable to Determine.

3. Unfounded

A minor individual who lived with her mother stated that she was cleaning their apartment when her mother started to physically assault over a fifteen-minute period. The individual's mother then proceeded to call the police and the individual left the building because she wanted to avoid any confrontation. The individual returned home with some friends. When the individual arrived at the apartment, the subject officer asked her to verify her identify. She confirmed her identify then tried to exit the apartment without saying anything else to the subject officer. The subject officer followed her and grabbed her arm and the individual hit him to get him off her. The individual alleged that the subject officer put her in a chokehold. The incident was captured on BWC and it showed the subject officer only holding onto her arm and he did not place the individual in a chokehold. The Board closed the Use of Force allegation as Unfounded.

4. Within NYPD Guidelines

An individual was attending a police protest at a precinct. Officers began to tell protestors to disperse. The individual began to disperse, walking away from the area with some friends. The subject officer approached the individual and the individual turned to face him. The subject officer placed his open palms on her shoulders and pushed her multiple times. The investigation found that a founded safety concern over the large number of protestors who outnumbered the police officers, as well as confirmation that an unidentified individual was inciting others to throw rocks at the line of police officers led to officers telling the protestors to disperse. The subject officer did not touch the individual until she stopped to turn around and the subject officer did not apply enough pressure or force to cause the individual to fall or lose her balance. The individual also described the amount of pressure she felt on her shoulders and it was similar to what the subject officer described. The Board found the subject officer's conduct to be within the Department's guidelines and closed the Use of Force allegation as being Within NYPD Guidelines.

5. Officer Unidentified

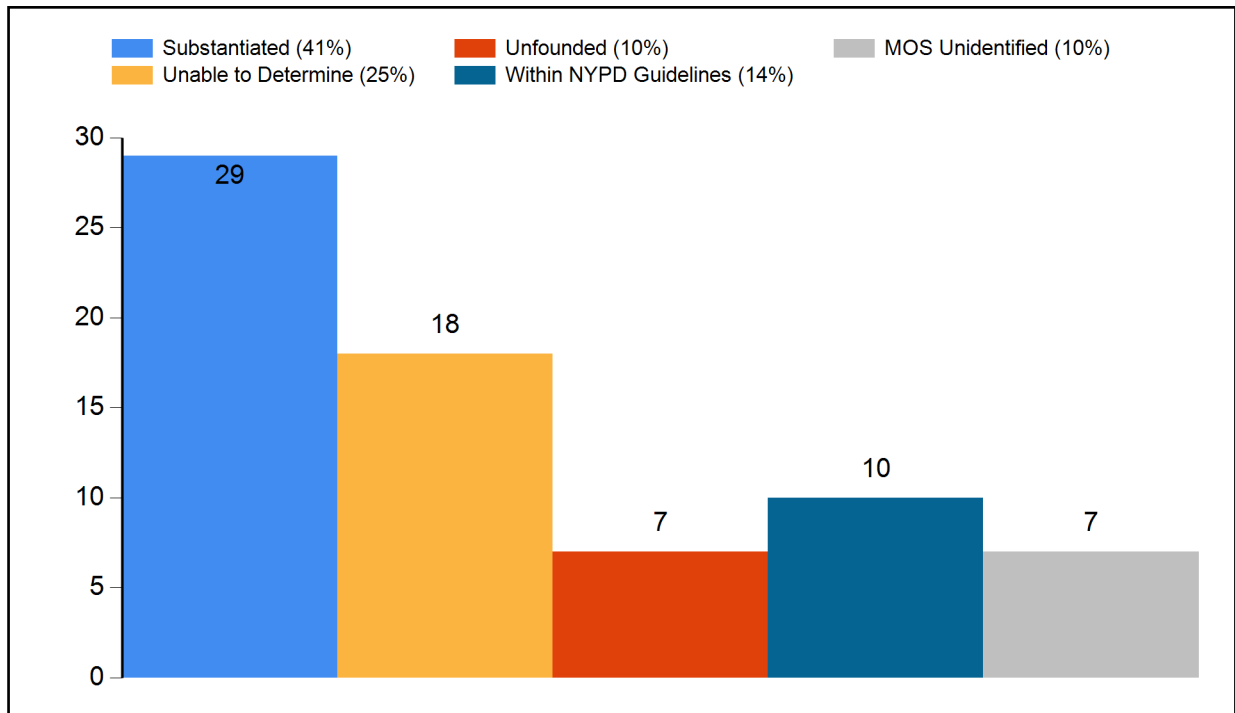
An individual stated that he was eating near a train station when a large crowd of protestors approached his location and he moved to cross the street and walked into a line of eight to ten police officers dressed in riot gear. One of the officers told him to move back and he replied that he was not a protestor and one of the officers told him to "shut the fuck up". Another officer slammed into the individual's back causing him to fall on the sidewalk face down. Another officer used flexicuffs to handcuff the individual. He was taken to a police vehicle where a different group of officers watched him. The individual told them that he had a curfew at his residential facility, and they took him to his residence. The individual was able to give a general physical description of the officers. BWC footage was requested for the incident date and location and of the recovered footage, none of the officers in the footage matched the descriptions given by the individual. The Board closed the Abuse of Authority, Use of Force, and Discourtesy allegations as Officer Unidentified.

* Unable to determine is reported to the Commissioner as Unsubstantiated, meaning that there was insufficient evidence to establish whether or not there was an act of misconduct.

** Within NYPD Guidelines is reported to the Commissioner as Exonerated, meaning there was a preponderance of the evidence that the acts alleged occurred but did not constitute misconduct.

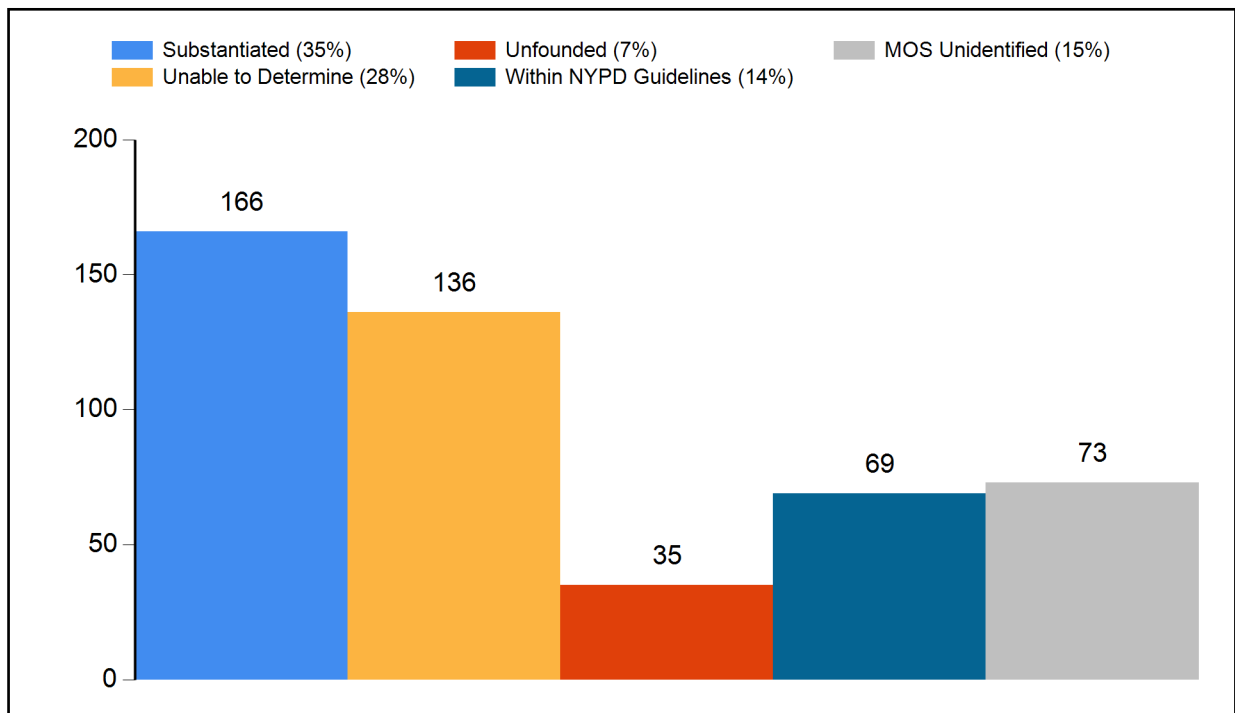
Dispositions - Full Investigations

Figure 21: Disposition Counts of Full Investigations (October 2021)



Due to the reconsideration process, counts are subject to change.

Figure 22: Disposition Counts of Full Investigations (YTD 2021)



Due to the reconsideration process, counts are subject to change.

Dispositions - All CCRB Cases

The following table lists all the CCRB case closures for the current month and year-to-date.

Figure 23: Disposition of Cases (2020 vs 2021)

	Oct 2020		Oct 2021		YTD 2020		YTD 2021	
	Count	% of Total	Count	% of Total	Count	% of Total	Count	% of Total
Full Investigations								
Substantiated	15	26%	29	41%	257	29%	166	35%
Within NYPD Guidelines	11	19%	10	14%	187	21%	69	14%
Unfounded	13	22%	7	10%	84	10%	35	7%
Unable to Determine	12	21%	18	25%	260	30%	136	28%
MOS Unidentified	7	12%	7	10%	88	10%	73	15%
Total - Full Investigations	58		71		876		479	
Mediation Closures	Count	% of Total	Count	% of Total	Count	% of Total	Count	% of Total
Mediated	0	0%	4	14%	29	0%	89	45%
Mediation Attempted	0	0%	24	86%	0	0%	107	0%
Total - ADR Closures	0		28		29		196	
Resolved Case Total	58	36%	99	35%	905	33%	675	30%
Unable to Investigate / Other Closures	Count	% of Total	Count	% of Total	Count	% of Total	Count	% of Total
Complaint withdrawn	18	18%	34	19%	345	19%	311	20%
Unable to Investigate	43	42%	92	51%	1136	62%	896	57%
Closed - Pending Litigation	30	29%	34	19%	271	15%	275	18%
Miscellaneous	2	2%	1	1%	8	0%	13	1%
Administrative closure*	9	9%	20	11%	79	4%	66	4%
Total - Other Case Dispositions	102		181		1839		1561	
Total - Closed Cases	160		280		2744		2236	

*Administrative closure is a special category that deals with NYPD's Internal Affairs Bureau-referred cases or spin off cases with no complainant/alleged victim, and in which CCRB attempts to locate or identify a complainant/alleged victim has yielded no results.

Dispositions - FADO Allegations

“Allegations” are different than “cases.” A case or complaint is based on an incident and may contain one or more allegations of police misconduct. The allegation substantiation rate is 23% for the month of October 2021, and the allegation substantiation rate is 21% year-to-date.

Figure 24: Disposition of Allegations (2020 vs 2021)

	Oct 2020		Oct 2021		YTD 2020		YTD 2021	
	Count	%of Total	Count	%of Total	Count	%of Total	Count	%of Total
Fully Investigated Allegations								
Substantiated	41	16%	99	23%	654	15%	555	21%
Unable to Determine	60	23%	115	26%	1326	30%	701	26%
Unfounded	39	15%	43	10%	475	11%	204	8%
Within NYPD Guidelines	92	35%	101	23%	1508	34%	701	26%
MOS Unidentified	29	11%	77	18%	521	12%	496	19%
Total - Full Investigations	261		435		4484		2657	
Mediation Closures	Count	%of Total	Count	%of Total	Count	%of Total	Count	%of Total
Mediated	0	0%	13	16%	76	100%	230	42%
Mediation Attempted	0	0%	70	84%	0	0%	318	0%
Total - ADR Closures	0		83		76		548	
Unable to Investigate / Other Closures	Count	%of Total	Count	%of Total	Count	%of Total	Count	%of Total
Complaint withdrawn	34	12%	84	16%	920	18%	801	17%
Unable to Investigate	96	33%	234	44%	3204	61%	2471	53%
Closed - Pending Litigation	128	44%	129	25%	940	18%	1064	23%
Miscellaneous	9	3%	7	1%	83	2%	101	2%
Administrative closure	26	9%	72	14%	100	2%	194	4%
Total - Other Case Dispositions	293		526		5247		4631	
Total - Closed Allegations	554		1044		9807		7837	

Figure 25: Disposition of Allegations By FADO Category (October 2021)

	Substantiated	Unable to Determine	Within NYPD Guidelines	Unfounded	Officers Unidentified	Total
Force	15 13%	35 30%	23 19%	12 10%	33 28%	118 100%
Abuse of Authority	58 25%	50 22%	72 31%	23 10%	29 13%	232 100%
Discourtesy	18 27%	22 33%	6 9%	7 10%	14 21%	67 100%
Offensive Language	7 44%	7 44%	0 0%	1 6%	1 6%	16 100%
Total	98 23%	114 26%	101 23%	43 10%	77 18%	433 100%

Figure 26: Disposition of Allegations By FADO Category (YTD 2021)

	Substantiated	Unable to Determine	Within NYPD Guidelines	Unfounded	Officers Unidentified	Total
Force	104 12%	212 25%	227 26%	64 7%	250 29%	857 100%
Abuse of Authority	299 23%	340 26%	407 31%	92 7%	159 12%	1297 100%
Discourtesy	98 25%	116 30%	66 17%	38 10%	72 18%	390 100%
Offensive Language	36 40%	27 30%	1 1%	10 11%	15 17%	89 100%
Total	537 20%	695 26%	701 27%	204 8%	496 19%	2633 100%

Dispositions - Untruthful Statement Allegations

Following the 2019 passage of Ballot Question #2 and the subsequent City Charter Revision, CCRB’s jurisdiction was expanded to include untruthful material statements made by police officers. As a result, CCRB added a new “Untruthful Statement” category of allegations.

There are four specific allegations in the new “Untruthful Statement” category: 1) False official statement, 2) Misleading official statement, 3) Inaccurate official statement and 4) Impeding an investigation.

Figure 27: Disposition of Untruthful Statement Allegations (October 2021)

Untruthful Statement Allegation	Substantiated		Within NYPD Guidelines		Unable to Determine		Unfounded		Administrative Closure		Other	
	Count	%	Count	%	Count	%	Count	%	Count	%	Count	%
False official statement	1	100%	0	0%	0	0%	0	0%	0	0%	0	0%
Misleading official statement	0	0%	0	0%	1	100%	0	0%	0	0%	0	0%
Inaccurate official statement	0	0.0%	0	0.0%	0	0.0%	0	0.0%	0	0.0%	0	0.0%
Impeding an investigation	0	0.0%	0	0.0%	0	0.0%	0	0.0%	0	0.0%	0	0.0%
Total	1	50%	0	0%	1	50%	0	0%	0	0%	0	0%

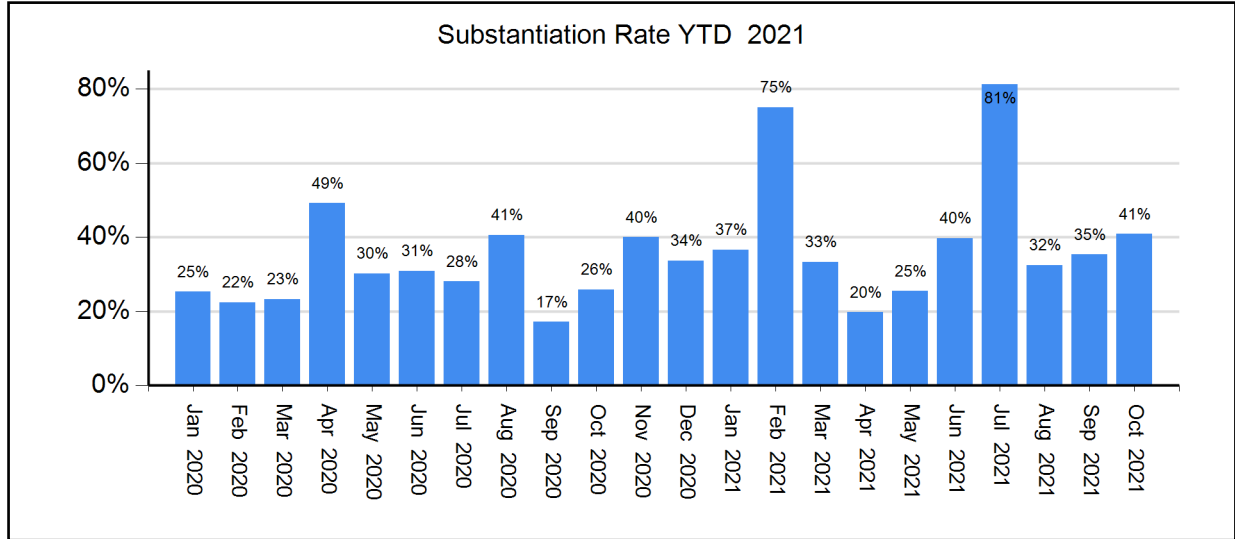
Figure 28: Disposition of Untruthful Statement Allegations (YTD 2021)

Untruthful Statement Allegation	Substantiated		Within NYPD Guidelines		Unable to Determine		Unfounded		Administrative Closure		Other	
	Count	%	Count	%	Count	%	Count	%	Count	%	Count	%
False official statement	11	84.6%	0	0%	2	15.4%	0	0%	0	0%	0	0%
Misleading official statement	5	55.6%	0	0%	4	44.4%	0	0%	0	0%	0	0%
Inaccurate official statement	2	100%	0	0%	0	0%	0	0%	0	0%	0	0%
Impeding an investigation	0	0.0%	0	0.0%	0	0.0%	0	0.0%	0	0.0%	0	0.0%
Total	18	75%	0	0%	6	25%	0	0%	0	0%	0	0%

Substantiation Rates

The October 2021 case substantiation rate was 41%.

Figure 29: Percentage of Cases Substantiated (January 2020 - October 2021)

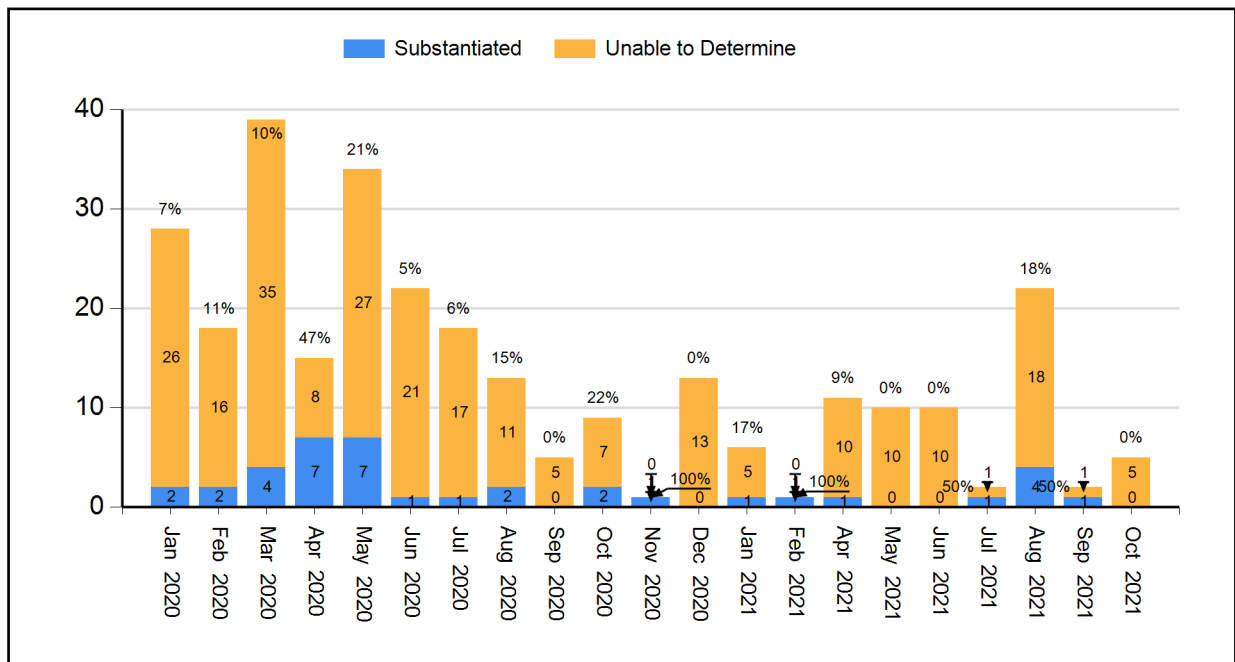


Due to the reconsideration process, counts are subject to change.

Substantiation Rates and Video

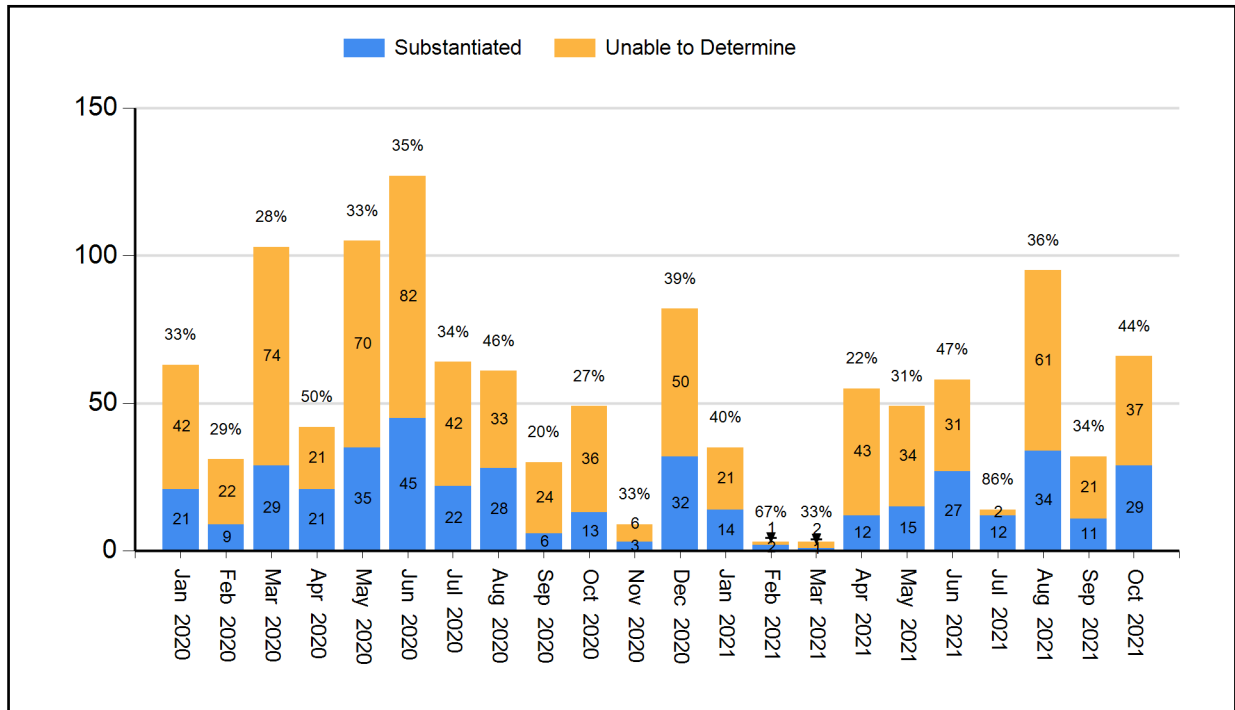
In general, investigations relying on video evidence from security cameras or personal devices result in much higher substantiation rates.

Figure 30: Substantiation Rates for Full Investigations without Video (Jan 2021 - Oct 2021) (% substantiated shown)



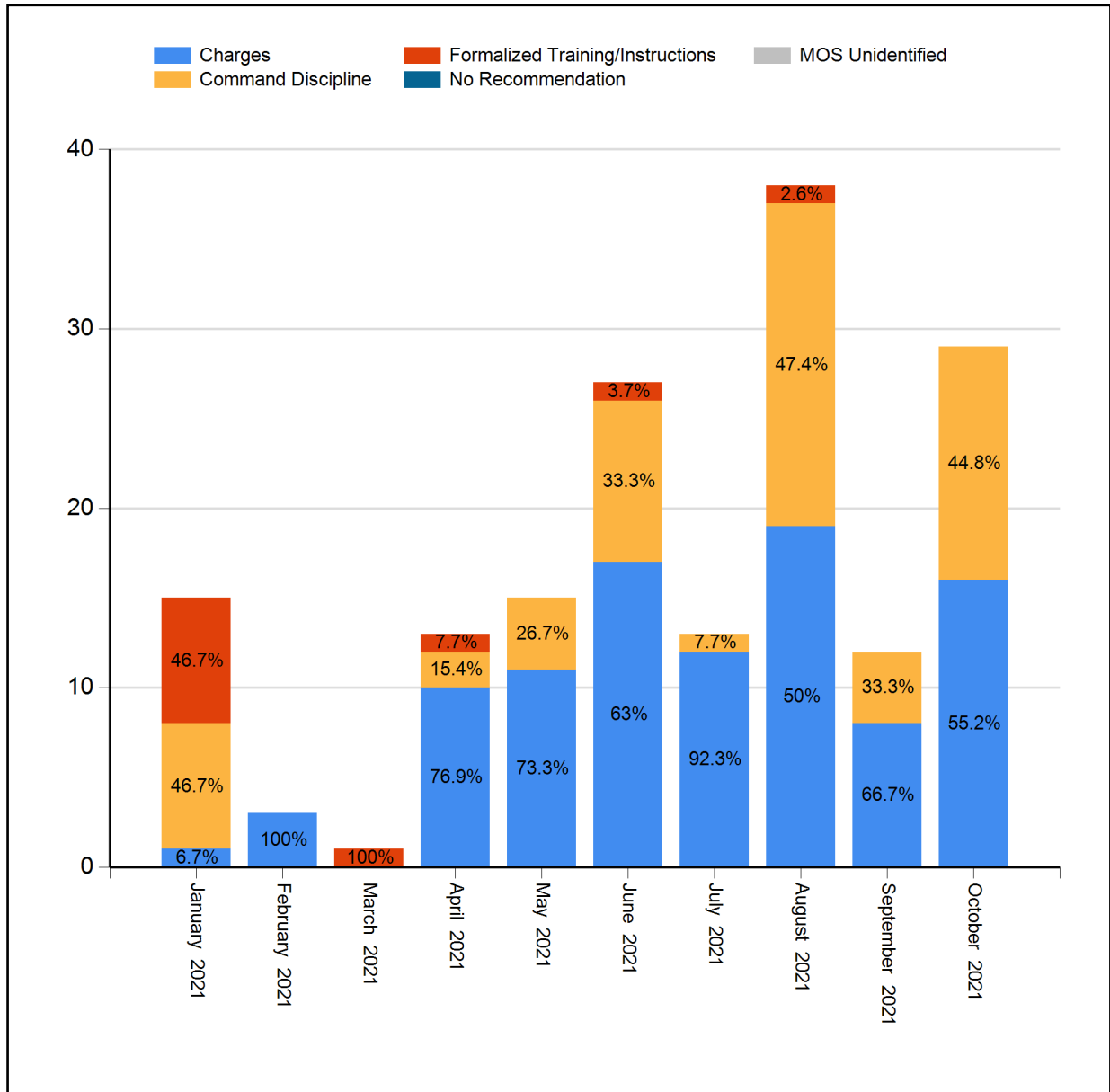
Due to the reconsideration process, counts are subject to change.

**Figure 31: Substantiation Rates for Full Investigations with Video (Jan 2021 - Oct 2021)
(% substantiated shown)**



Due to the reconsideration process, counts are subject to change.

Figure 32: Disposition of Substantiated Complaints* (2021)



Due to the reconsideration process, counts are subject to change.

* A substantiated complaint may contain a number of substantiated allegations with different dispositions. To determine the disposition associated with the complaint as a whole, the CCRB uses the most severe of the substantiated allegation dispositions. The order of severity is: 1) Charges 2) Command Discipline 3) Formalized Training 4) Instructions.

Board Discipline Recommendations for Substantiated Officers

After a CCRB investigative team has completed its investigation, a panel of Board members determines whether to substantiate the allegation(s) and make a disciplinary recommendation against the officer(s).

- “Charges and Specifications” are the most severe form of discipline. A decision to assign Charges commences a process that may result in an administrative trial in the NYPD Trial Room. An officer may lose vacation days, be suspended, or be terminated if the officer is found guilty.
- “Command Discipline B” and "Command Discipline A" are recommended for misconduct that is moderately serious. An officer can lose up to ten vacation days as a result of Command Discipline B and up to five vacation days as a result of Command Discipline A.
- “Formalized Training” and “Instructions*” are the least severe discipline, often recommended for officers who misunderstand a policy. This determination results in training at the Police Academy or NYPD Legal Bureau (Formalized Training) or training at the command level (Instructions*).
- When the Board has recommended Instructions*, Formalized Training or Command Discipline, the case is sent to the NYPD Commissioner to impose training and/or other penalties. Cases where the Board recommends charges are prosecuted by the CCRB’s Administrative Prosecution Unit.

Figure 33: Board Discipline Recommendations for Officers with Substantiated Allegations
(Oct 2020, Oct 2021, YTD 2020, YTD 2021)**

Disposition	October 2020		October 2021		YTD 2020		YTD 2021	
	Count	%	Count	%	Count	%	Count	%
Charges	1	4%	22	42%	30	8%	141	49%
Command Discipline B	4	17%	16	31%	45	12%	50	18%
Command Discipline A	4	17%	14	27%	80	21%	71	25%
Formalized Training	5	22%	0	0%	93	24%	17	6%
Instructions	9	39%	0	0%	142	36%	6	2%
Total	23		52		390		285	

Due to the reconsideration process, counts are subject to change.

*With the adoption of the NYPD Disciplinary Matrix on 03/15/2021, the CCRB no longer issues Instructions as a Board Discipline Recommendation.

** The Board issues a separate Board Discipline Recommendation for each officer in a complaint against whom an allegation is substantiated.

Prior to the CCRB's adoption of the NYPD's Disciplinary Matrix on 03/15/2021, the Board Discipline Recommendation for each officer was determined by the most severe disposition of the allegation(s) substantiated against the officer, with the order of severity as follows: 1. Charges 2. Command Discipline B 3. Command Discipline A 4. Formalized Training 5. Instructions.

Following the adoption of the NYPD Disciplinary Matrix on 03/15/2021, the Board Discipline Recommendation for each officer is determined by the sum of the Matrix penalty days associated with the allegation(s) substantiated against the officer as follows: 1. Charges (penalty days >= 11) 2. Command Discipline B (6 <= penalty days <= 10) 3. Command Discipline A (1 <= penalty days <= 5) 4. Formalized Training (0 < penalty days < 1)

Figure 34: Substantiated Allegations By Borough and NYPD Precinct (October 2021)

The figures in this table reflect all substantiated allegations for each MOS.

Board Disposition	FADO Category	Allegation	Precinct of Occurrence	Borough of Occurrence
Substantiated (Charges)	Force	Pepper spray		Manhattan
Substantiated (Command Discipline A)	Abuse of Authority	Entry of Premises	13	Manhattan
Substantiated (Command Discipline A)	Abuse of Authority	Search of Premises	13	Manhattan
Substantiated (Charges)	Force	Other blunt instrument as a club	13	Manhattan
Substantiated (Charges)	Force	Other blunt instrument as a club	13	Manhattan
Substantiated (Charges)	Force	Other blunt instrument as a club	13	Manhattan
Substantiated (Command Discipline B)	Force	Physical force	19	Manhattan
Substantiated (Charges)	Abuse of Authority	Other	23	Manhattan
Substantiated (Charges)	Abuse of Authority	Frisk	23	Manhattan
Substantiated (Charges)	Abuse of Authority	Stop	23	Manhattan
Substantiated (Charges)	Abuse of Authority	Stop	23	Manhattan
Substantiated (Charges)	Abuse of Authority	Stop	23	Manhattan
Substantiated (Charges)	Discourtesy	Word	23	Manhattan
Substantiated (Charges)	Force	Physical force	23	Manhattan
Substantiated (Charges)	Force	Physical force	23	Manhattan
Substantiated (Charges)	Offensive Language	Sexual orientation	23	Manhattan
Substantiated (Command Discipline A)	Abuse of Authority	Refusal to provide shield number	25	Manhattan
Substantiated (Charges)	Abuse of Authority	Refusal to process civilian complaint	34	Manhattan
Substantiated (Charges)	Abuse of Authority	Threat of force (verbal or physical)	42	Bronx
Substantiated (Charges)	Abuse of Authority	Interference with recording	42	Bronx
Substantiated (Charges)	Abuse of Authority	Failure to provide RTKA card	42	Bronx
Substantiated (Charges)	Abuse of Authority	Failure to provide RTKA card	42	Bronx
Substantiated (Charges)	Abuse of Authority	Failure to provide RTKA card	42	Bronx
Substantiated (Charges)	Discourtesy	Word	42	Bronx
Substantiated (Charges)	Discourtesy	Word	42	Bronx
Substantiated (Charges)	Discourtesy	Word	42	Bronx
Substantiated (Charges)	Offensive Language	Race	42	Bronx
Substantiated (Charges)	Offensive Language	Race	42	Bronx
Substantiated (Charges)	Offensive Language	Gender	42	Bronx
Substantiated (Command Discipline A)	Discourtesy	Action	44	Bronx
Substantiated (Charges)	Abuse of Authority	Entry of Premises	46	Bronx
Substantiated (Charges)	Abuse of Authority	Entry of Premises	46	Bronx
Substantiated (Charges)	Abuse of Authority	Entry of Premises	46	Bronx
Substantiated (Charges)	Abuse of Authority	Entry of Premises	46	Bronx
Substantiated (Charges)	Abuse of Authority	Entry of Premises	46	Bronx
Substantiated (Charges)	Abuse of Authority	Threat of arrest	46	Bronx
Substantiated (Charges)	Abuse of Authority	Search of Premises	46	Bronx
Substantiated (Charges)	Abuse of Authority	Search of Premises	46	Bronx
Substantiated (Charges)	Abuse of Authority	Search of Premises	46	Bronx
Substantiated (Charges)	Abuse of Authority	Search of Premises	46	Bronx
Substantiated (Charges)	Abuse of Authority	Search of Premises	46	Bronx
Substantiated (Charges)	Abuse of Authority	Search of Premises	46	Bronx
Substantiated (Charges)	Abuse of Authority	Frisk	48	Bronx
Substantiated (Charges)	Abuse of Authority	Stop	48	Bronx
Substantiated (Charges)	Discourtesy	Word	48	Bronx
Substantiated (Command Discipline A)	Abuse of Authority	Entry of Premises	50	Bronx
Substantiated (Command Discipline A)	Abuse of Authority	Forcible Removal to Hospital	50	Bronx
Substantiated (Command Discipline B)	Discourtesy	Word	60	Brooklyn
Substantiated (Command Discipline B)	Discourtesy	Word	60	Brooklyn

Board Disposition	FADO Category	Allegation	Precinct of Occurrence	Borough of Occurrence
Substantiated (Command Discipline B)	Force	Restricted Breathing	60	Brooklyn
Substantiated (Charges)	Abuse of Authority	Threat of force (verbal or physical)	62	Brooklyn
Substantiated (Charges)	Abuse of Authority	Threat of force (verbal or physical)	62	Brooklyn
Substantiated (Charges)	Abuse of Authority	Threat of force (verbal or physical)	62	Brooklyn
Substantiated (Charges)	Abuse of Authority	Threat of force (verbal or physical)	62	Brooklyn
Substantiated (Charges)	Abuse of Authority	Threat of force (verbal or physical)	62	Brooklyn
Substantiated (Charges)	Abuse of Authority	Threat of force (verbal or physical)	62	Brooklyn
Substantiated (Charges)	Abuse of Authority	Threat of force (verbal or physical)	62	Brooklyn
Substantiated (Charges)	Abuse of Authority	Frisk	62	Brooklyn
Substantiated (Charges)	Abuse of Authority	Entry of Premises	67	Brooklyn
Substantiated (Charges)	Abuse of Authority	Vehicle stop	67	Brooklyn
Substantiated (Charges)	Abuse of Authority	Search of Premises	67	Brooklyn
Substantiated (Charges)	Discourtesy	Word	67	Brooklyn
Substantiated (Charges)	Force	Physical force	67	Brooklyn
Substantiated (Charges)	Force	Nonlethal restraining device	67	Brooklyn
Substantiated (Charges)	Offensive Language	Gender	67	Brooklyn
Substantiated (Command Discipline B)	Abuse of Authority	Refusal to provide name	68	Brooklyn
Substantiated (Command Discipline B)	Abuse of Authority	Obstructed Shield Number	68	Brooklyn
Substantiated (Command Discipline B)	Abuse of Authority	Refusal to process civilian complaint	69	Brooklyn
Substantiated (Command Discipline B)	Abuse of Authority	Refusal to process civilian complaint	69	Brooklyn
Substantiated (Command Discipline B)	Abuse of Authority	Threat of summons	75	Brooklyn
Substantiated (Charges)	Abuse of Authority	Failure to provide RTKA card	75	Brooklyn
Substantiated (Charges)	Abuse of Authority	Failure to provide RTKA card	75	Brooklyn
Substantiated (Charges)	Discourtesy	Word	75	Brooklyn
Substantiated (Command Discipline B)	Discourtesy	Word	75	Brooklyn
Substantiated (Command Discipline B)	Force	Physical force	75	Brooklyn
Substantiated (Command Discipline B)	Force	Physical force	75	Brooklyn
Substantiated (Charges)	Discourtesy	Word	78	Brooklyn
Substantiated (Charges)	Force	Physical force	78	Brooklyn
Substantiated (Charges)	Force	Physical force	78	Brooklyn
Substantiated (Charges)	Force	Physical force	78	Brooklyn
Substantiated (Charges)	Offensive Language	Gender	78	Brooklyn
Substantiated (Charges)	Discourtesy	Gesture	84	Brooklyn
Substantiated (Charges)	Discourtesy	Other	84	Brooklyn
Substantiated (Charges)	Offensive Language	Other	84	Brooklyn
Substantiated (Command Discipline B)	Abuse of Authority	Failure to provide RTKA card	90	Brooklyn
Substantiated (Command Discipline B)	Abuse of Authority	Failure to provide RTKA card	90	Brooklyn
Substantiated (Command Discipline B)	Abuse of Authority	Failure to provide RTKA card	90	Brooklyn
Substantiated (Charges)	Discourtesy	Word	102	Queens
Substantiated (Command Discipline B)	Discourtesy	Word	102	Queens
Substantiated (Charges)	Discourtesy	Word	102	Queens
Substantiated (Charges)	Untruthful Statement	False official statement	102	Queens
Substantiated (Charges)	Abuse of Authority	Threat of summons	104	Queens
Substantiated (Charges)	Abuse of Authority	Stop	104	Queens
Substantiated (Command Discipline B)	Abuse of Authority	Refusal to provide shield number	108	Queens
Substantiated (Command Discipline B)	Discourtesy	Word	108	Queens
Substantiated (Command Discipline A)	Abuse of Authority	Refusal to provide name	111	Queens
Substantiated (Command Discipline A)	Abuse of Authority	Refusal to provide name	111	Queens
Substantiated (Command Discipline A)	Abuse of Authority	Refusal to provide name	111	Queens
Substantiated (Command Discipline A)	Abuse of Authority	Refusal to provide name	111	Queens
Substantiated (Command Discipline A)	Abuse of Authority	Refusal to provide name	111	Queens

Unable to Investigate and Withdrawn Complaints

When the CCRB is unable to obtain a sworn statement from the complainant/alleged victim, the case is closed as unable to investigate. When the complainant/alleged victim asks that their complaint be withdrawn, the case is closed as withdrawn.

Figure 35: Unable to Investigate and Withdrawn Allegations (October 2021)

	Withdrawn	Unable to Investigate	Total
Untruthful Statement	0	0	0
Force	23	81	104
Abuse of Authority	57	129	186
Discourtesy	4	13	17
Offensive Language	0	11	11
Total	84	234	318

Figure 36: Unable to Investigate and Withdrawn CCRB Complaints (October 2021)

	Withdrawn	Unable to Investigate	Total
Total	34	92	126

Figure 37: Unable to Investigate and Withdrawn Allegations (YTD 2021)

	Withdrawn	Unable to Investigate	Total
Untruthful Statement	0	0	0
Force	158	733	891
Abuse of Authority	543	1468	2011
Discourtesy	85	194	279
Offensive Language	15	76	91
Total	801	2471	3272

Figure 38: Unable to Investigate and Withdrawn CCRB Complaints (YTD 2021)

	Withdrawn	Unable to Investigate	Total
Total	311	896	1207

Complaints Against Officers Assigned to Police Service Areas

The Police Service Areas (PSA) are commands that police New York City Housing Developments throughout the five boroughs. PSA complaints are defined as complaints that contain at least one FADO allegation against an officer assigned to a PSA command.

Figure 39: PSA Complaints Closed as % of Total Complaints Closed

	Oct 2020	Oct 2021	YTD 2020	YTD 2021
PSA Complaints	6	16	130	104
Total Complaints	160	280	2744	2236
PSA Complaints as % of Total	3.8%	5.7%	4.7%	4.7%

A single PSA complaint may contain allegations against multiple officers assigned to multiple PSA commands. The following table breaks out the different PSAs and shows the number of officers assigned to each PSA against whom FADO allegations have been made.

Figure 40: Closed Complaints Against Officers Assigned to a PSA

	Oct 2020	Oct 2021	YTD 2020	YTD 2021
PSA 1	0	6	17	21
PSA 2	0	1	30	34
PSA 3	0	3	29	19
PSA 4	0	0	24	6
PSA 5	0	4	21	24
PSA 6	0	0	23	6
PSA 7	11	11	76	46
PSA 8	1	1	15	22
PSA 9	1	4	14	12
Total	13	30	249	190

Complaints typically contain more than one allegation. The following table shows the allegations made against officers assigned to PSA commands broken out by FADO type.

Figure 41: Closed Allegations Against Officers Assigned to a PSA by FADO Type

	Oct 2020		Oct 2021		YTD 2020		YTD 2021	
	Count	% of Total	Count	% of Total	Count	% of Total	Count	% of Total
Force (F)	7	54%	19	40%	99	31%	105	42%
Abuse of Authority (A)	5	38%	17	36%	169	53%	108	43%
Discourtesy (D)	1	8%	8	17%	42	13%	28	11%
Offensive Language (O)	0	0%	3	6%	11	3%	8	3%
Total	13	100%	47	99%	321	100%	249	99%

Dispositions of Officers Assigned to PSAs

The following tables show the Board disposition of officers assigned to a PSA with a FADO allegation made against them.

Figure 42: Disposition of PSA Officers (2020 vs 2021)

	Oct 2020		Oct 2021		YTD 2020		YTD 2021	
	Count	%of Total	Count	%of Total	Count	%of Total	Count	%of Total
Full Investigations								
Substantiated	2	100%	7	39%	21	20%	11	30%
Within NYPD Guidelines	0	0%	3	17%	35	34%	10	27%
Unfounded	0	0%	3	17%	15	15%	4	11%
Unable to Determine	0	0%	5	28%	28	27%	12	32%
MOS Unidentified	0	0%	0	0%	4	4%	0	0%
Total - Full Investigations	2		18		103		37	
Mediation Closures	Count	%of Total	Count	%of Total	Count	%of Total	Count	%of Total
Mediated	0	0%	0	0%	2	100%	2	14%
Mediation Attempted	0	0%	3	100%	0	0%	12	86%
Total - ADR Closures	0		3		2		14	
Resolved Case Total	2	15%	21	70%	105	42%	51	27%
Unable to Investigate / Other Closures	Count	%of Total	Count	%of Total	Count	%of Total	Count	%of Total
Complaint withdrawn	0	0%	2	22%	24	17%	18	13%
Unable to Investigate	4	36%	2	22%	93	65%	89	64%
Closed - Pending Litigation	4	36%	5	56%	24	17%	28	20%
Miscellaneous	0	0%	0	0%	0	0%	3	2%
Administrative closure*	3	27%	0	0%	3	2%	1	1%
Total - Other Case Dispositions	11		9		144		139	
Total - Closed Cases	13		30		249		190	

*Administrative closure is a special category that deals with NYPD's Internal Affairs Bureau-referred cases or spin off cases with no complainant/alleged victim, and in which CCRB attempts to locate or identify a complainant/alleged victim has yielded no results.

Mediation Unit

Whenever mediation between a complainant/alleged victim and subject officer is suitable, it is offered by CCRB investigators. If the complainant/alleged victim and subject officer both agree to participate, a neutral, third-party mediator facilitates a conversation between the parties. “Mediation Attempted” refers to a situation in which an officer agrees to mediate and the complainant becomes unavailable (after the complainant initially agreed to mediation). The chart below indicates the number of mediations and attempted mediations in October and this year.

Figure 43: Mediated Complaints Closed

	October 2021			YTD 2021		
	Mediated	Mediation Attempted	Total	Mediated	Mediation Attempted	Total
Mediated Complaints	4	24	28	89	107	196

Figure 44: Mediated FADO Allegations Closed

	October 2021			YTD 2021		
	Mediated	Mediation Attempted	Total	Mediated	Mediation Attempted	Total
Force	0	3	3	11	21	32
Abuse of Authority	10	53	63	174	244	418
Discourtesy	2	8	10	34	40	74
Offensive Language	1	6	7	11	13	24
Untruthful Statement	0	0	0	0	0	0
Total	13	70	83	230	318	548

Figure 45: Mediated Complaints By Borough (October 2021)

	Mediations
	0
Bronx	0
Brooklyn	2
Manhattan	0
Queens	1
Staten Island	1

Figure 46: Mediated Allegations By Borough (October 2021)

	Mediations
	0
Bronx	0
Brooklyn	8
Manhattan	0
Queens	3
Staten Island	2

**Figure 47: Mediated Complaints By Precinct
(Oct 2021 - YTD 2021)**

Precinct	Oct 2021	YTD 2021	Precinct	Oct 2021	YTD 2021
5	0	2	63	0	1
9	0	1	68	0	2
10	0	2	70	0	4
14	0	3	71	0	4
17	0	1	72	0	1
18	0	4	73	0	3
19	0	1	75	0	2
23	0	1	76	0	1
25	0	2	77	1	3
28	0	1	79	0	5
32	0	1	81	0	2
34	0	1	84	0	3
40	0	1	88	1	2
41	0	2	90	0	1
42	0	1	100	1	1
44	0	3	102	0	4
45	0	1	103	0	3
47	0	1	104	0	1
48	0	2	105	0	2
50	0	1	113	0	1
52	0	3	115	0	2
61	0	1	120	0	1
62	0	1	122	1	3

**Figure 48: Mediated Allegations By Precinct
(Oct 2021 - YTD 2021)**

Precinct	Oct 2021	YTD 2021	Precinct	Oct 2021	YTD 2021
5	0	5	63	0	2
9	0	7	68	0	3
10	0	2	70	0	6
14	0	9	71	0	16
17	0	5	72	0	4
18	0	9	73	0	6
19	0	4	75	0	4
23	0	1	76	0	3
25	0	3	77	2	16
28	0	4	79	0	16
32	0	2	81	0	7
34	0	1	84	0	6
40	0	1	88	6	7
41	0	10	90	0	1
42	0	3	100	3	3
44	0	6	102	0	9
45	0	1	103	0	5
47	0	1	104	0	2
48	0	5	105	0	3
50	0	2	113	0	14
52	0	5	115	0	4
61	0	1	120	0	1
62	0	1	122	2	4

Administrative Prosecution Unit

The CCRB’s Administrative Prosecution Unit (APU) prosecutes police misconduct cases when the Board has recommended charges, in the NYPD Trial Room. The APU is also able to offer pleas to officers who admit guilt rather than going to trial. Following a plea agreement or the conclusion of a disciplinary trial, cases are sent to the Police Commissioner for final penalties.

Figure 49: Administrative Prosecution Unit Case Closures

Disposition Category	Prosecution Disposition	Oct 2021	YTD 2021
Disciplinary Action	Not guilty after trial but Discipline Imposed	0	0
	Guilty after trial	0	12
	Trial verdict dismissed by PC, Comm. Disc. A imposed	0	0
	Trial verdict dismissed by PC, Comm. Disc. B imposed	0	0
	Trial verdict dismissed by PC, Formalized Training imposed	0	0
	Trial verdict dismissed by PC, Instructions imposed	0	0
	Trial verdict reversed by PC, Final verdict Guilty	0	0
	Resolved by plea	0	4
	Plea set aside, Comm. Disc. B	0	0
	Plea set aside, Comm. Disc. A	0	0
	Plea set aside, Formalized Training	0	0
	Plea set aside, Instructions	0	0
	*Retained, with discipline	0	1
	Disciplinary Action Total		0
No Disciplinary Action	Not guilty after trial	3	5
	Trial verdict reversed by PC, Final verdict Not Guilty	1	1
	Plea set aside, Without discipline	0	0
	**Retained, without discipline	0	1
	Dismissed by APU	0	0
	SOL Expired in APU	0	0
	No Disciplinary Action Total		4
Not Adjudicated	Charges not served	0	0
	Deceased	0	0
	Other	0	1
	***Previously adjudicated, with discipline	0	3
	***Previously adjudicated, without discipline	0	0
	†Reconsidered by CCRB Board	0	0
	Retired	1	6
	SOL Expired prior to APU	0	0
	Not Adjudicated Total		1
	Total Closures	5	34

*Retained cases are those in which the Department kept jurisdiction pursuant to Section 2 of the April 2, 2012 Memorandum of Understanding between the NYPD and the CCRB.

** When the Department keeps jurisdiction pursuant to Section 2 and does not impose any discipline on the officer, it is the equivalent of a category referred to as "Department Unable to Prosecute" (DUP). Cases are referred to as DUP when the department decides that it will not discipline an officer against whom the Board recommended discipline other than charges.

*** In some cases, the Department conducts its own investigation and prosecution prior to the completion of the CCRB's investigation. In those cases, the APU does not conduct a second prosecution.

† Under the Board's reconsideration process, an officer who has charges recommended as the penalty for a substantiated allegation may have the recommended penalty changed to something other than charges or have the disposition changed to something other than substantiated. In those cases, the APU ceases its prosecution.

NYPD Discipline

Under the New York City Charter, the Police Commissioner makes the final decision regarding discipline and the outcome of disciplinary trials.

The first chart reflects NYPD-imposed discipline for cases brought by the APU (Charges).

The chart on the following page reflects cases referred to the Police Commissioner where the Board recommended Command Discipline, Formalized Training or Instructions.

Figure 50: NYPD Discipline Imposed for Adjudicated APU Cases

Discipline*	October 2021	YTD 2021
Terminated	0	0
Suspension for or loss of vacation time of 31 or more days and/or Dismissal Probation	0	2
Suspension for or loss of vacation time of 21 to 30 days	0	0
Suspension for or loss of vacation time of 11 to 20 days	0	2
Suspension for or loss of vacation time of 1 to 10 days	1	13
Command Discipline B	0	0
Command Discipline A	0	0
Formalized Training**	0	0
Instructions***	0	0
Warned & Admonished/Reprimanded	0	0
Disciplinary Action† Total	1	17
No Disciplinary Action†	3	6
Adjudicated Total	4	23
Discipline Rate	25%	74%
Not Adjudicated† Total	1	10
Total Closures	5	33

*Where more than one penalty is imposed on a respondent, it is reported under the more severe penalty.

** Formalized training is conducted by the Police Academy, the NYPD Legal Bureau, or other NYPD Unit.

*** Instructions are conducted at the command level.

† The case closure types that define the "Disciplinary Action", "No Disciplinary Action" and "Not Adjudicated" categories are listed in Figure 43 on the previous page.

Figure 51: NYPD Discipline Imposed for Non-APU Cases

Disposition	Disposition Type*	September 2021	YTD 2021
Disciplinary Action	Terminated	0	0
	Suspension for or loss of vacation time of 31 or more days and/or Dismissal Probation	0	0
	Suspension for or loss of vacation time of 21 to 30 days	0	1
	Suspension for or loss of vacation time of 11 to 20 days	0	0
	Suspension for or loss of vacation time of 1 to 10 days	3	16
	Command Discipline B	2	13
	Command Discipline A	11	54
	Formalized Training**	9	67
	Instructions***	3	42
	Warned & admonished/Reprimanded	0	0
	Total	28	193
No Disciplinary Action	Filed ††	0	5
	SOL Expired	0	1
	Department Unable to Prosecute†††	0	4
	No Finding ††††	2	11
	Total	2	21
	Discipline Rate	93%	90%
	DUP Rate	0%	2%

*Where the respondent is found guilty of charges, and the penalty imposed would fall into more than one of the above listed categories, it is reported under the more severe penalty.

** Formalized training is conducted by the Police Academy, the NYPD Legal Bureau, or other NYPD Unit.

*** Instructions are conducted at the command level.

† Trial outcomes in non-APU cases typically involve MOS who turned down command discipline, prompting the police department to proceed with charges.

†† "Filed" is a term used when the police department is not required to take action against the subject officer because the officer has resigned or retired from the department, or has been terminated.

††† When the department decides that it will not discipline an officer against whom the Board recommended discipline other than charges, those cases are referred to as "Department Unable to Prosecute," or DUP.

†††† "No Finding" refers to cases which the department reports as "Administratively Closed."

Figure 52: NYPD Discipline Imposed for Allegations - Non-APU Cases (September 2021)

Board Disposition	FADO Type	Allegation	Precinct	Borough	NYPD Discipline
Substantiated (Command Discipline A)	D	Word	17	Manhattan	Command Discipline A
Substantiated (Command Discipline B)	F	Physical force	30	Manhattan	Command Discipline B
Substantiated (Command Discipline B)	A	Threat of force (verbal or physical)	30	Manhattan	Command Discipline B
Substantiated (Formalized Training)	A	Failure to provide RTKA card	47	Bronx	Formalized Training
Substantiated (Command Discipline B)	A	Search of Premises	50	Bronx	Command Discipline B
Substantiated (Command Discipline A)	D	Word	52	Bronx	Command Discipline A
Substantiated (Command Discipline A)	D	Word	69	Brooklyn	Command Discipline A
Substantiated (Command Discipline A)	D	Word	69	Brooklyn	Command Discipline A
Substantiated (Command Discipline A)	D	Word	69	Brooklyn	Command Discipline A
Substantiated (Command Discipline A)	D	Word	69	Brooklyn	Command Discipline A
Substantiated (Command Discipline A)	A	Entry of Premises	71	Brooklyn	Command Discipline A
Substantiated (Command Discipline A)	F	Physical force	71	Brooklyn	Instructions
Substantiated (Command Discipline A)	D	Word	71	Brooklyn	Instructions
Substantiated (Command Discipline A)	D	Word	71	Brooklyn	Instructions
Substantiated (Command Discipline A)	A	Search of Premises	71	Brooklyn	Command Discipline A
Substantiated (Formalized Training)	A	Entry of Premises	73	Brooklyn	Formalized Training
Substantiated (Formalized Training)	A	Entry of Premises	73	Brooklyn	Formalized Training
Substantiated (Formalized Training)	A	Entry of Premises	73	Brooklyn	Command Discipline A
Substantiated (Formalized Training)	A	Entry of Premises	73	Brooklyn	Formalized Training
Substantiated (Formalized Training)	A	Entry of Premises	73	Brooklyn	Formalized Training
Substantiated (Command Discipline A)	A	Threat of arrest	73	Brooklyn	Command Discipline A
Substantiated (Command Discipline A)	A	Refusal to show search warrant	73	Brooklyn	Command Discipline A
Substantiated (Command Discipline A)	D	Word	75	Brooklyn	Command Discipline A
Substantiated (Command Discipline A)	A	Stop	75	Brooklyn	No Discipline
Substantiated (Command Discipline A)	D	Word	81	Brooklyn	Command Discipline A
Substantiated (Command Discipline B)	F	Physical force	90	Brooklyn	Forfeit vacation
Substantiated (Command Discipline B)	A	Threat of force (verbal or physical)	90	Brooklyn	Forfeit vacation
Substantiated (Formalized Training)	D	Word	90	Brooklyn	Forfeit vacation
Substantiated (Command Discipline B)	D	Word	90	Brooklyn	Forfeit vacation
Substantiated (Command Discipline B)	E	Gender	90	Brooklyn	Forfeit vacation
Substantiated (Command Discipline A)	F	Pepper spray	100	Queens	Command Discipline A
Substantiated (Command Discipline A)	A	Search (of person)	105	Queens	No Discipline
Substantiated (Command Discipline B)	F	Physical force	110	Queens	Forfeit vacation

Board Disposition	FADO Type	Allegation	Precinct	Borough	NYPD Discipline
Substantiated (Command Lvl Instructions)	A	Threat of force (verbal or physical)	110	Queens	Instructions
Substantiated (Command Discipline B)	A	Search (of person)	110	Queens	Forfeit vacation
Substantiated (Command Discipline B)	A	Forcible Removal to Hospital	112	Queens	Formalized Training
Substantiated (Command Discipline B)	A	Forcible Removal to Hospital	112	Queens	Formalized Training
Substantiated (Command Discipline B)	A	Forcible Removal to Hospital	112	Queens	Formalized Training
Substantiated (Formalized Training)	A	Interference with recording	113	Queens	Formalized Training
Substantiated (Command Discipline A)	D	Word	120	Staten Island	Command Discipline A
Substantiated (Command Discipline A)	D	Word	120	Staten Island	Command Discipline A

Figure 53: NYPD Discipline Imposed for Allegations - APU Adjudicated Cases (October 2021)

Board Disposition	FADO Type	Allegation	Precinct	Borough	NYPD Discipline
Substantiated (Charges)	F	Gun Pointed	26	Outside NYC	No Discipline (Trial verdict reversed by PC, Final verdict Not Guilty)
Substantiated (Charges)	F	Physical force	26	Outside NYC	No Discipline (Not guilty after trial)
Substantiated (Charges)	F	Physical force	26	Outside NYC	No Discipline (Trial verdict reversed by PC, Final verdict Not Guilty)
Substantiated (Charges)	A	Refusal to obtain medical treatment	26	Outside NYC	No Discipline (Not guilty after trial)
Substantiated (Charges)	A	Refusal to obtain medical treatment	26	Outside NYC	No Discipline (Trial verdict reversed by PC, Final verdict Not Guilty)
Substantiated (Charges)	A	Other	26	Outside NYC	No Discipline (Trial verdict reversed by PC, Final verdict Not Guilty)
Substantiated (Charges)	A	Other	26	Outside NYC	No Discipline (Not guilty after trial)
Substantiated (Charges)	A	Entry of Premises	121	Staten Island	No Discipline (Not guilty after trial)
Substantiated (Charges)	F	Physical force	121	Staten Island	No Discipline (Not guilty after trial)
Substantiated (Charges)	F	Nonlethal restraining device	121	Staten Island	No Discipline (Not guilty after trial)
Substantiated (Charges)	A	Threat to damage/seize property	121	Staten Island	No Discipline (Not guilty after trial)
Substantiated (Charges)	D	Word	121	Staten Island	Forfeit vacation 10 day(s)

Appendix

Over the years, the CCRB has made many types of data publicly available. In reorganizing the Monthly Report, we do not intend to remove any valuable information from the public domain. However, the Agency believes that some information is essential to place in the main body of the Monthly Report, while more granular charts and figures are better suited to the Appendix. We welcome you to contact the CCRB at www.nyc.gov or 212-912-7235 if you are having difficulty finding information on CCRB data that was formerly available.

Figure 54: CCRB Open Docket - Age of CCRB Cases Based On Incident Date

	October 2021		September 2021		Change	% Change
	Count	% of Total	Count	% of Total		
Cases 0-4 Months	1001	28.8%	1024	29.8%	-23	-2.2%
Cases 5-7 Months	455	13.1%	455	13.2%	0	0.0%
Cases 8 Months	148	4.3%	178	5.2%	-30	-16.9%
Cases 9 Months	179	5.1%	133	3.9%	46	34.6%
Cases 10 Months	129	3.7%	124	3.6%	5	4.0%
Cases 11 Months	119	3.4%	140	4.1%	-21	-15.0%
Cases 12 Months	137	3.9%	116	3.4%	21	18.1%
Cases 13 Months	113	3.2%	102	3.0%	11	10.8%
Cases 14 Months	101	2.9%	80	2.3%	21	26.3%
Cases 15 Months	78	2.2%	178	5.2%	-100	-56.2%
Cases 16 Months	174	5.0%	220	6.4%	-46	-20.9%
Cases 17 Months	213	6.1%	155	4.5%	58	37.4%
Cases 18 Months	149	4.3%	144	4.2%	5	3.5%
Cases Over 18 Months	485	13.9%	392	11.4%	93	23.7%
NA	0	0.0%	0	0.0%	0	NA
Total	3481	100.0%	3441	100.0%	40	1.2%

Figure 55: CCRB Open Docket - Age of CCRB Cases Based On CCRB Received Date

	October 2021		September 2021		Change	% Change
	Count	% of Total	Count	% of Total		
Cases 0-4 Months	1166	33.5%	1161	33.7%	5	0.4%
Cases 5-7 Months	474	13.6%	499	14.5%	-25	-5.0%
Cases 8 Months	154	4.4%	158	4.6%	-4	-2.5%
Cases 9 Months	152	4.4%	138	4.0%	14	10.1%
Cases 10 Months	135	3.9%	122	3.5%	13	10.7%
Cases 11 Months	114	3.3%	124	3.6%	-10	-8.1%
Cases 12 Months	121	3.5%	117	3.4%	4	3.4%
Cases 13 Months	116	3.3%	92	2.7%	24	26.1%
Cases 14 Months	90	2.6%	93	2.7%	-3	-3.2%
Cases 15 Months	90	2.6%	188	5.5%	-98	-52.1%
Cases 16 Months	180	5.2%	181	5.3%	-1	-0.6%
Cases 17 Months	176	5.1%	135	3.9%	41	30.4%
Cases 18 Months	130	3.7%	136	4.0%	-6	-4.4%
Cases Over 18 Months	383	11.0%	297	8.6%	86	29.0%
NA	0	0.0%	0	0.0%	0	NA
Total	3481	100.0%	3441	100.0%	40	1.2%

Figure 56: CCRB Investigations Docket - Age of CCRB Cases Based On Incident Date

	October 2021		September 2021		Change	% Change
	Count	% of Total	Count	% of Total		
Cases 0-4 Months	791	39.3%	767	38.4%	24	3.1%
Cases 5-7 Months	336	16.7%	323	16.2%	13	4.0%
Cases 8 Months	93	4.6%	117	5.9%	-24	-20.5%
Cases 9 Months	112	5.6%	74	3.7%	38	51.4%
Cases 10 Months	68	3.4%	77	3.9%	-9	-11.7%
Cases 11 Months	72	3.6%	80	4.0%	-8	-10.0%
Cases 12 Months	72	3.6%	52	2.6%	20	38.5%
Cases 13 Months	43	2.1%	47	2.4%	-4	-8.5%
Cases 14 Months	40	2.0%	36	1.8%	4	11.1%
Cases 15 Months	30	1.5%	71	3.6%	-41	-57.7%
Cases 16 Months	61	3.0%	105	5.3%	-44	-41.9%
Cases 17 Months	90	4.5%	59	3.0%	31	52.5%
Cases 18 Months	50	2.5%	47	2.4%	3	6.4%
Cases Over 18 Months	156	7.7%	140	7.0%	16	11.4%
NA	0	0.0%	0	0.0%	0	NA
Total	2014	100.0%	1995	100.0%	19	1.0%

Figure 57: CCRB DA Hold Docket - Age of CCRB Cases Based On Incident Date

	October 2021	
	Count	% of Total
Cases 0-4 Months	0	0.0%
Cases 5-7 Months	0	0.0%
Cases 8 Months	0	0.0%
Cases 9 Months	0	0.0%
Cases 10 Months	0	0.0%
Cases 11 Months	0	0.0%
Cases 12 Months	0	0.0%
Cases 13 Months	0	0.0%
Cases 14 Months	0	0.0%
Cases 15 Months	0	0.0%
Cases 16 Months	1	50.0%
Cases 17 Months	1	50.0%
Cases 18 Months	0	0.0%
Cases Over 18 Months	0	0.0%
NA	0	0.0%
Total	2	100.0%

Figure 58: Disposition of Force Allegations (YTD 2021)

Force Allegation	Substantiated		Within NYPD Guidelines		Unable to Determine		Unfounded		Officer Unidentified		Miscellaneous	
	Count	%	Count	%	Count	%	Count	%	Count	%	Count	%
Gun Pointed	3	6.1%	11	22.4%	16	32.7%	9	18.4%	10	20.4%	0	0%
Gun fired	1	16.7%	5	83.3%	0	0%	0	0%	0	0%	0	0%
Nightstick as club (incl asp & baton)	6	8.6%	9	12.9%	5	7.1%	1	1.4%	49	70%	0	0%
Gun as club	0	0.0%	0	0.0%	0	0.0%	0	0.0%	0	0.0%	0	0.0%
Radio as club	0	0%	0	0%	0	0%	1	100%	0	0%	0	0%
Flashlight as club	0	0.0%	0	0.0%	0	0.0%	0	0.0%	0	0.0%	0	0.0%
Police shield	0	0%	0	0%	2	33.3%	0	0%	4	66.7%	0	0%
Vehicle	1	10%	0	0%	7	70%	0	0%	2	20%	0	0%
Other blunt instrument as a club	4	44.4%	3	33.3%	2	22.2%	0	0%	0	0%	0	0%
Hit against inanimate object	3	16.7%	3	16.7%	7	38.9%	3	16.7%	2	11.1%	0	0%
Chokehold	4	14.8%	0	0%	14	51.9%	5	18.5%	4	14.8%	0	0%
Pepper spray	11	29.7%	3	8.1%	3	8.1%	1	2.7%	19	51.4%	0	0%
Physical force	58	10.5%	183	33.1%	124	22.4%	35	6.3%	147	26.6%	6	1.1%
Handcuffs too tight	0	0%	0	0%	3	60%	2	40%	0	0%	0	0%
Nonlethal restraining device	6	22.2%	9	33.3%	11	40.7%	1	3.7%	0	0%	0	0%
Animal	0	0.0%	0	0.0%	0	0.0%	0	0.0%	0	0.0%	0	0.0%
Other	1	10%	1	10%	1	10%	1	10%	6	60%	0	0%
Restricted Breathing	6	17.1%	0	0%	17	48.6%	5	14.3%	7	20%	0	0%
Total	104	12.1%	227	26.3%	212	24.6%	64	7.4%	250	29%	6	0.7%

Figure 59: Disposition of Abuse of Authority Allegations (YTD 2021)

Abuse of Authority Allegation	Substantiated		Within NYPD Guidelines		Unable to Determine		Unfounded		Officer Unidentified		Miscellaneous	
	Count	%	Count	%	Count	%	Count	%	Count	%	Count	%
Gun Drawn	0	0%	5	35.7%	3	21.4%	1	7.1%	5	35.7%	0	0%
Entry of Premises	37	21.6%	86	50.3%	36	21.1%	1	0.6%	9	5.3%	2	1.2%
Strip-searched	3	33.3%	0	0%	4	44.4%	2	22.2%	0	0%	0	0%
Vehicle stop	2	9.5%	12	57.1%	4	19%	0	0%	3	14.3%	0	0%
Vehicle search	8	19.5%	23	56.1%	9	22%	0	0%	1	2.4%	0	0%
Threat of summons	4	33.3%	7	58.3%	1	8.3%	0	0%	0	0%	0	0%
Threat of arrest	13	10.8%	49	40.8%	32	26.7%	11	9.2%	11	9.2%	4	3.3%
Threat to notify ACS	1	25%	2	50%	1	25%	0	0%	0	0%	0	0%
Threat of force (verbal or physical)	19	18.6%	31	30.4%	17	16.7%	12	11.8%	23	22.5%	0	0%
Threat to damage/seize property	3	20%	6	40%	2	13.3%	2	13.3%	2	13.3%	0	0%
Property damaged	4	6.9%	12	20.7%	21	36.2%	7	12.1%	14	24.1%	0	0%
Refusal to process civilian complaint	11	50%	1	4.5%	5	22.7%	0	0%	5	22.7%	0	0%
Retaliatory arrest	8	80%	0	0%	2	20%	0	0%	0	0%	0	0%
Retaliatory summons	0	0.0%	0	0.0%	0	0.0%	0	0.0%	0	0.0%	0	0.0%
Refusal to obtain medical treatment	4	18.2%	1	4.5%	11	50%	0	0%	6	27.3%	0	0%
Improper dissemination of medical info	0	0.0%	0	0.0%	0	0.0%	0	0.0%	0	0.0%	0	0.0%
Other	7	53.8%	5	38.5%	0	0%	0	0%	1	7.7%	0	0%
Seizure of property	4	16%	17	68%	1	4%	1	4%	2	8%	0	0%
Refusal to show search warrant	3	27.3%	0	0%	4	36.4%	2	18.2%	2	18.2%	0	0%
Frisk	18	37.5%	12	25%	14	29.2%	0	0%	4	8.3%	0	0%
Search (of person)	17	29.3%	10	17.2%	26	44.8%	0	0%	5	8.6%	0	0%
Stop	26	29.2%	29	32.6%	25	28.1%	0	0%	9	10.1%	0	0%
Question	5	23.8%	6	28.6%	5	23.8%	0	0%	5	23.8%	0	0%
Refusal to show arrest warrant	0	0%	0	0%	2	100%	0	0%	0	0%	0	0%
Interference with recording	9	31%	4	13.8%	6	20.7%	3	10.3%	7	24.1%	0	0%
Search of recording device	0	0%	0	0%	0	0%	0	0%	1	100%	0	0%
Electronic device information deletion	0	0%	0	0%	0	0%	0	0%	1	100%	0	0%
Forcible Removal to Hospital	8	11.3%	42	59.2%	11	15.5%	4	5.6%	5	7%	1	1.4%
Threat re: removal to hospital	2	16.7%	4	33.3%	4	33.3%	2	16.7%	0	0%	0	0%

Threat re: immigration status	0	0%	0	0%	1	100%	0	0%	0	0%	0	0%
Disseminated immigration status	0	0.0%	0	0.0%	0	0.0%	0	0.0%	0	0.0%	0	0.0%
Questioned immigration status	0	0.0%	0	0.0%	0	0.0%	0	0.0%	0	0.0%	0	0.0%
Search of Premises	23	29.1%	28	35.4%	21	26.6%	1	1.3%	6	7.6%	0	0%
Sex Miscon (Sexual Harassment, Verbal)	0	0.0%	0	0.0%	0	0.0%	0	0.0%	0	0.0%	0	0.0%
Sex Miscon (Sexual Harassment, Gesture)	0	0.0%	0	0.0%	0	0.0%	0	0.0%	0	0.0%	0	0.0%
Sexual Misconduct (Sexual Humiliation)	0	0.0%	0	0.0%	0	0.0%	0	0.0%	0	0.0%	0	0.0%
Sex Miscon (Sexual/Romantic Proposition)	0	0%	0	0%	0	0%	0	0%	1	100%	0	0%
Sex Miscon (Sexually Motivated Arrest)	0	0.0%	0	0.0%	0	0.0%	0	0.0%	0	0.0%	0	0.0%
Sex Miscon (Sexually Motivated Stop)	0	0.0%	0	0.0%	0	0.0%	0	0.0%	0	0.0%	0	0.0%
Sex Miscon (Sexually Motivated Frisk)	0	0.0%	0	0.0%	0	0.0%	0	0.0%	0	0.0%	0	0.0%
Sex Miscon (Sexually Motivated Search)	0	0.0%	0	0.0%	0	0.0%	0	0.0%	0	0.0%	0	0.0%
Sex Miscon (Sexually Motiv Strip-Search)	0	0.0%	0	0.0%	0	0.0%	0	0.0%	0	0.0%	0	0.0%
Sex Miscon (Sexually Motiv Vehicle Stop)	0	0.0%	0	0.0%	0	0.0%	0	0.0%	0	0.0%	0	0.0%
Sex Miscon (Sexually Motiv Photo/Video)	0	0.0%	0	0.0%	0	0.0%	0	0.0%	0	0.0%	0	0.0%
Sex Miscon (Sexually Motivated Summons)	0	0.0%	0	0.0%	0	0.0%	0	0.0%	0	0.0%	0	0.0%
Photography/Videography	2	28.6%	3	42.9%	0	0%	1	14.3%	1	14.3%	0	0%
Body Cavity Searches	1	100%	0	0%	0	0%	0	0%	0	0%	0	0%
Refusal to provide name	8	15.1%	2	3.8%	21	39.6%	14	26.4%	8	15.1%	0	0%
Refusal to provide shield number	10	13%	2	2.6%	31	40.3%	22	28.6%	12	15.6%	0	0%
Failure to provide RTKA card	33	45.2%	8	11%	20	27.4%	5	6.8%	7	9.6%	0	0%
Failed to Obtain Language Interpretation	2	66.7%	0	0%	0	0%	0	0%	1	33.3%	0	0%
Sex Miscon (Sexually Motivated Question)	0	0.0%	0	0.0%	0	0.0%	0	0.0%	0	0.0%	0	0.0%
Obstructed Shield Number	4	57.1%	0	0%	0	0%	1	14.3%	2	28.6%	0	0%
Obstructed Rank Designation	0	0.0%	0	0.0%	0	0.0%	0	0.0%	0	0.0%	0	0.0%

Sex Miscon (Humiliation: fail to cover)	0	0.0%	0	0.0%	0	0.0%	0	0.0%	0	0.0%	0	0.0%
Untruthful Statement	0	0.0%	0	0.0%	0	0.0%	0	0.0%	0	0.0%	0	0.0%
Sexual Miscon (Inappropriate Touching)	0	0.0%	0	0.0%	0	0.0%	0	0.0%	0	0.0%	0	0.0%
Sexual Miscon (Forcible Touching)	0	0.0%	0	0.0%	0	0.0%	0	0.0%	0	0.0%	0	0.0%
Sexual Miscon (Rape)	0	0.0%	0	0.0%	0	0.0%	0	0.0%	0	0.0%	0	0.0%
Sexual Miscon (Sexual Assault)	0	0.0%	0	0.0%	0	0.0%	0	0.0%	0	0.0%	0	0.0%
Sexual Miscon (On-duty Sexual Activity)	0	0.0%	0	0.0%	0	0.0%	0	0.0%	0	0.0%	0	0.0%
Sexual Miscon (Penetrative Sex. Contact)	0	0.0%	0	0.0%	0	0.0%	0	0.0%	0	0.0%	0	0.0%
Unlawful Arrest	0	0.0%	0	0.0%	0	0.0%	0	0.0%	0	0.0%	0	0.0%
Unlawful Summons	0	0.0%	0	0.0%	0	0.0%	0	0.0%	0	0.0%	0	0.0%
Total	299	22.9%	407	31.2%	340	26.1%	92	7.1%	159	12.2%	7	0.5%

Figure 60: Disposition of Discourtesy Allegations (YTD 2021)

Discourtesy Allegation	Substantiated		Within NYPD Guidelines		Unable to Determine		Unfounded		Officer Unidentified		Miscellaneous	
	Count	%	Count	%	Count	%	Count	%	Count	%	Count	%
Word	83	24.6%	64	19%	96	28.5%	27	8%	66	19.6%	1	0.3%
Gesture	1	25%	0	0%	3	75%	0	0%	0	0%	0	0%
Demeanor/tone	0	0%	0	0%	1	50%	0	0%	1	50%	0	0%
Action	13	28.3%	2	4.3%	16	34.8%	10	21.7%	5	10.9%	0	0%
Other	1	50%	0	0%	0	0%	1	50%	0	0%	0	0%
Total	98	25.1%	66	16.9%	116	29.7%	38	9.7%	72	18.4%	1	0.3%

Figure 61: Disposition of Offensive Language Allegations (YTD 2021)

Offensive Language Allegation	Substantiated		Within NYPD Guidelines		Unable to Determine		Unfounded		Officer Unidentified		Miscellaneous	
	Count	%	Count	%	Count	%	Count	%	Count	%	Count	%
Race	5	33.3%	0	0%	3	20%	3	20%	4	26.7%	0	0%
Ethnicity	0	0%	0	0%	2	50%	0	0%	2	50%	0	0%
Religion	1	50%	0	0%	0	0%	0	0%	1	50%	0	0%
Sexual orientation	4	57.1%	0	0%	1	14.3%	0	0%	2	28.6%	0	0%
Physical disability	0	0%	1	50%	1	50%	0	0%	0	0%	0	0%
Other	9	40.9%	0	0%	7	31.8%	3	13.6%	3	13.6%	0	0%
Gender Identity	0	0%	0	0%	2	100%	0	0%	0	0%	0	0%
Gender	17	48.6%	0	0%	11	31.4%	4	11.4%	3	8.6%	0	0%
Total	36	40.4%	1	1.1%	27	30.3%	10	11.2%	15	16.9%	0	0%

Figure 62: Administrative Prosecutions Unit Open Docket (October 2021)

Case Stage	Cases	Percent
Trial commenced	0	0%
Awaiting filing of charges	18	9%
Case Re-Opened at ED's Request/Returned to Investigations	2	1%
Charges filed, awaiting service	37	19%
Charges served, CORD/SoEH/DCS pending	123	62%
Charges served, Conference Date Requested	1	1%
Calendared for court appearance	4	2%
Case Off Calendar - Subsequent Appearance Pending	4	2%
Trial scheduled	5	3%
Plea agreed - paperwork pending	2	1%
Previously adjudicated	3	2%
Total	199	100%

CORD is the CO's Report on MOS facing discipline.
 SoEH is the Summary of Employment History.
 DCS is the Disciplinary Cover Sheet.

Figure 63: Administrative Prosecutions Unit Cases Awaiting Final Disposition (October 2021)

Case Stage	Cases	Percent
Disposition modified, awaiting final disp.	0	0%
Plea filed - awaiting approval by PC	3	19%
Verdict rendered - awaiting approval by PC	10	63%
Verdict rendered - Fogel response due	0	0%
Trial completed, awaiting verdict	3	19%
Total	16	100%

A Fogel response is a letter to the Trial Commissioner with comments from the CCRB on the Trial Commissioner's report and recommendation.

Figure 64: Officers With CCRB Complaints Closed in 2021 by Command

Patrol Services Bureau	Substantiated MOS Oct 2021	Substantiated MOS YTD 2021	Total MOS Oct 2021	Total MOS YTD 2021
Patrol Borough Manhattan South Total	1	18	14	138
Patrol Borough Manhattan North Total	2	20	35	188
Patrol Borough Bronx Total	6	61	60	419
Patrol Borough Brooklyn South Total	14	35	46	292
Patrol Borough Brooklyn North Total	6	58	62	421
Patrol Borough Queens South Total	3	5	35	216
Patrol Borough Queens North Total	9	14	27	138
Patrol Borough Staten Island Total	0	6	4	84
Special Operations Division Total	0	2	3	24
Other Patrol Services Bureau Commands Total	1	1	2	3
Total	42	220	288	1923
Other Bureaus				
Traffic Control Division Total	0	2	1	30
Transit Bureau Total	1	7	13	107
Housing Bureau Total	4	8	26	167
Organized Crime Control Bureau Total	1	3	9	62
Detective Bureau Total	3	13	13	76
Other Bureaus Total	0	14	9	71
Total	9	47	71	513
Other Commands				
Deputy Commissioners and Miscellaneous Commands Total	1	11	9	56
Undetermined	0	7	4	31
Total	52	285	372	2523

Table shows MOS command as recorded at the time of complaint.

Figure 65A: Officers With CCRB Complaints Closed in 2021 by Command - Patrol Borough Manhattan South

Manhattan South	Substantiated MOS Oct 2021	Substantiated MOS YTD 2021	Total MOS Oct 2021	Total MOS YTD 2021
001 Precinct	0	2	2	16
005 Precinct	0	0	3	7
006 Precinct	0	0	2	6
007 Precinct	0	3	1	23
009 Precinct	0	0	1	9
010 Precinct	0	1	0	6
013 Precinct	1	2	2	12
Midtown South Precinct	0	2	2	16
017 Precinct	0	5	0	15
Midtown North Precinct	0	0	0	10
Precincts Total	1	15	13	120
Patrol Borough Manhattan South Task Force	0	1	1	8
Patrol Borough Manhattan South HQ	0	2	0	9
Patrol Borough Manhattan South Anti-Crime Unit	0	0	0	1
Patrol Borough Manhattan South Total	1	18	14	138

Table shows MOS command as recorded at the time of complaint.

Figure 65B: Officers With CCRB Complaints Closed in 2021 by Command - Patrol Borough Manhattan North

Manhattan North	Substantiated MOS Oct 2021	Substantiated MOS YTD 2021	Total MOS Oct 2021	Total MOS YTD 2021
019 Precinct	0	2	10	19
020 Precinct	0	1	0	6
023 Precinct	0	3	0	20
024 Precinct	0	1	4	15
025 Precinct	1	1	4	23
026 Precinct	0	1	0	4
Central Park Precinct	0	0	0	2
028 Precinct	0	3	4	22
030 Precinct	0	0	0	10
032 Precinct	0	2	7	21
033 Precinct	0	1	0	14
034 Precinct	1	3	5	26
Precincts Total	2	18	34	182
Patrol Borough Manhattan North Task Force	0	0	0	0
Patrol Borough Manhattan North HQ	0	1	1	2
Patrol Borough Manhattan North Anti-Crime Unit	0	1	0	4
Manhattan North Impact Response Team	0	0	0	0
Patrol Borough Manhattan North Total	2	20	35	188

Table shows MOS command as recorded at the time of complaint.

Figure 65C: Officers With CCRB Complaints Closed in 2021 by Command - Patrol Borough Bronx

Bronx	Substantiated MOS Oct 2021	Substantiated MOS YTD 2021	Total MOS Oct 2021	Total MOS YTD 2021
040 Precinct	0	0	1	26
041 Precinct	0	9	4	39
042 Precinct	0	3	10	42
043 Precinct	0	1	0	13
044 Precinct	0	8	8	66
045 Precinct	0	2	5	18
046 Precinct	3	9	9	50
047 Precinct	0	4	0	32
048 Precinct	2	4	7	26
049 Precinct	0	1	3	16
050 Precinct	1	3	2	17
052 Precinct	0	15	11	55
Precincts Total	6	59	60	400
Patrol Borough Bronx Task Force	0	2	0	12
Patrol Borough Bronx HQ	0	0	0	0
Patrol Borough Bronx Anti-Crime Unit	0	0	0	7
Bronx Impact Response Team	0	0	0	0
Patrol Borough Bronx Total	6	61	60	419

Table shows MOS command as recorded at the time of complaint.

Figure 65D: Officers With CCRB Complaints Closed in 2021 by Command - Patrol Borough Brooklyn South

Brooklyn South	Substantiated MOS Oct 2021	Substantiated MOS YTD 2021	Total MOS Oct 2021	Total MOS YTD 2021
060 Precinct	2	3	6	26
061 Precinct	0	0	1	17
062 Precinct	3	3	6	8
063 Precinct	0	0	0	13
066 Precinct	0	0	0	9
067 Precinct	2	7	8	41
068 Precinct	1	2	3	18
069 Precinct	3	3	7	33
070 Precinct	0	2	7	27
071 Precinct	0	4	1	31
072 Precinct	1	3	4	23
076 Precinct	0	0	0	14
078 Precinct	1	2	2	14
Precincts Total	13	29	45	274
Patrol Borough Brooklyn South Task Force	1	6	1	17
Patrol Borough Brooklyn South HQ	0	0	0	1
Patrol Borough Brooklyn South Anti-Crime Unit	0	0	0	0
Brooklyn South Impact Response Team	0	0	0	0
Patrol Borough Brooklyn South Total	14	35	46	292

Table shows MOS command as recorded at the time of complaint.

Figure 65E: Officers With CCRB Complaints Closed in 2021 by Command - Patrol Borough Brooklyn North

Brooklyn North	Substantiated MOS Oct 2021	Substantiated MOS YTD 2021	Total MOS Oct 2021	Total MOS YTD 2021
073 Precinct	0	8	4	45
075 Precinct	4	19	27	179
077 Precinct	0	3	5	38
079 Precinct	0	8	8	43
081 Precinct	0	2	4	23
083 Precinct	0	2	2	26
084 Precinct	0	5	1	17
088 Precinct	0	1	5	16
090 Precinct	2	7	4	21
094 Precinct	0	2	2	9
Precincts Total	6	57	62	417
Patrol Borough Brooklyn North Task Force	0	0	0	0
Patrol Borough Brooklyn North HQ	0	1	0	3
Patrol Borough Brooklyn North Anti-Crime Unit	0	0	0	1
Brooklyn North Impact Response Team	0	0	0	0
Patrol Borough Brooklyn North Total	6	58	62	421

Table shows MOS command as recorded at the time of complaint.

Figure 65F: Officers With CCRB Complaints Closed in 2021 by Command - Patrol Borough Queens South

Queens South	Substantiated MOS Oct 2021	Substantiated MOS YTD 2021	Total MOS Oct 2021	Total MOS YTD 2021
100 Precinct	0	0	3	12
101 Precinct	0	0	4	26
102 Precinct	3	3	7	30
103 Precinct	0	0	7	52
105 Precinct	0	1	3	31
106 Precinct	0	0	2	19
107 Precinct	0	1	6	12
113 Precinct	0	0	3	28
Precincts Total	3	5	35	210
Patrol Borough Queens South Task Force	0	0	0	4
Patrol Borough Queens South HQ	0	0	0	1
Patrol Borough Queens South Anti-Crime Unit	0	0	0	1
Queens South Impact Response Team	0	0	0	0
Patrol Borough Queens South Total	3	5	35	216

Table shows MOS command as recorded at the time of complaint.

Figure 65G: Officers With CCRB Complaints Closed in 2021 by Command - Patrol Borough Queens North

Queens North	Substantiated MOS Oct 2021	Substantiated MOS YTD 2021	Total MOS Oct 2021	Total MOS YTD 2021
104 Precinct	1	1	1	19
108 Precinct	1	1	3	12
109 Precinct	1	2	2	17
110 Precinct	0	1	3	14
111 Precinct	5	6	7	17
112 Precinct	0	0	3	15
114 Precinct	0	0	6	26
115 Precinct	0	2	1	13
Precincts Total	8	13	26	133
Patrol Borough Queens North Task Force	0	0	0	0
Patrol Borough Queens North HQ	1	1	1	4
Patrol Borough Queens North Anti-Crime Unit	0	0	0	1
Patrol Borough Queens North Total	9	14	27	138

Table shows MOS command as recorded at the time of complaint.

Figure 65H: Officers With CCRB Complaints Closed in 2021 by Command - Patrol Borough Staten Island

Staten Island	Substantiated MOS Oct 2021	Substantiated MOS YTD 2021	Total MOS Oct 2021	Total MOS YTD 2021
120 Precinct	0	3	1	36
122 Precinct	0	0	3	14
123 Precinct	0	0	0	7
121 Precinct	0	2	0	20
Precincts Total	0	5	4	77
Patrol Borough Staten Island Task Force	0	0	0	1
Patrol Borough Staten Island HQ	0	1	0	6
Patrol Borough Staten Island Anti-Crime Unit	0	0	0	0
Staten Island Housing Unit	0	0	0	0
Staten Island Court Section	0	0	0	0
Staten Island Impact Response Team	0	0	0	0
Patrol Borough Staten Island Total	0	6	4	84

Table shows MOS command as recorded at the time of complaint.

Figure 65I: Officers With CCRB Complaints Closed in 2021 by Command - Special Operations Division

Special Operations	Substantiated MOS Oct 2021	Substantiated MOS YTD 2021	Total MOS Oct 2021	Total MOS YTD 2021
Emergency Services Unit and Squads 1-10	0	1	1	15
Harbor Unit	0	0	0	0
Aviation Unit	0	0	0	0
Canine Team	0	1	0	1
Mounted Unit	0	0	0	0
2 SOD Strategic Response Group	0	0	0	6
Special Operations Division Headquarters	0	0	2	2
Disorder control	0	0	0	0
Special Operations Division Total	0	2	3	24

Table shows MOS command as recorded at the time of complaint.

Figure 65J: Officers With CCRB Complaints Closed in 2021 by Command - Other Patrol Services Bureau Commands

Other Patrol Services Bureau Commands	Substantiated MOS Oct 2021	Substantiated MOS YTD 2021	Total MOS Oct 2021	Total MOS YTD 2021
Chiefs Office	1	1	2	3
Special Operations Division Taxi Unit	0	0	0	0
Other Patrol Services Bureau Commands Total	1	1	2	3

Table shows MOS command as recorded at the time of complaint.

Figure 65K: Officers With CCRB Complaints Closed in 2021 by Command - Traffic Control Division

Traffic Control Division	Substantiated MOS Oct 2021	Substantiated MOS YTD 2021	Total MOS Oct 2021	Total MOS YTD 2021
Traffic Control Division - Headquarters Command	0	0	0	0
Manhattan Traffic Task Force	0	0	1	16
Brooklyn Traffic Task Force	0	0	0	0
Bronx Traffic Task Force	0	0	0	0
Queens Traffic Task Force	0	0	0	0
Surface Transportation Enforcement Division (STED)	0	0	0	0
Bus Unit	0	0	0	0
Traffic Control Parking Enforcement District	0	0	0	0
Traffic Control Tow Units	0	0	0	0
Traffic Control Summons Enforcement	0	0	0	0
Traffic Command Intersection Control	0	0	0	0
Traffic Control Intelligence Unit	0	0	0	0
Highway District	0	0	0	2
Highway Unit #1	0	1	0	2
Highway Unit #2	0	0	0	2
Highway Unit #3	0	1	0	7
Highway Unit #4	0	0	0	0
Highway Unit #5	0	0	0	1
Highway Safety Enforcement Unit	0	0	0	0
Movie and TV Unit	0	0	0	0
Traffic Control Division Total	0	2	1	30

Table shows MOS command as recorded at the time of complaint.

Figure 65L: Officers With CCRB Complaints Closed in 2021 by Command - Transit Bureau

Transit Bureau	Substantiated MOS Oct 2021	Substantiated MOS YTD 2021	Total MOS Oct 2021	Total MOS YTD 2021
Transit Bureau Headquarters	0	1	0	1
Transit Bureau Authority Liaison	0	0	0	0
Transit Bureau Inspections	0	0	0	0
Transit Bureau Spec. Invest. Unit	0	0	0	0
Transit Bureau Crime Analysis	0	0	0	0
Transit Bureau Patrol Operations	0	0	0	0
Transit Bureau Manhattan	0	0	0	0
Transit Bureau Bronx	0	0	0	1
Transit Bureau Queens	0	0	0	0
Transit Bureau Brooklyn	0	0	0	0
TB DT01	0	0	0	1
TB DT02	0	1	0	10
TB DT03	0	1	0	6
TB DT04	1	2	3	16
TB DT11	0	0	0	5
TB DT12	0	0	0	9
TB DT20	0	0	0	5
TB DT23	0	0	1	2
TB DT30	0	0	0	9
TB DT32	0	0	5	13
TB DT33	0	0	1	15
TB DT34	0	0	1	2
Transit Bureau Manhattan Task Force	0	0	0	1
Transit Bureau Bronx Task Force	0	0	0	1
Transit Bureau Queens Task Force	0	0	0	0
Transit Bureau Brooklyn Task Force	0	0	1	2
Transit Bureau Homeless Outreach Unit	0	0	0	0
Transit Division Canine Unit	0	0	0	2
Transit Bureau Vandal Unit	0	2	1	5
Transit Bureau Special Operations Unit	0	0	0	0
TB Anti-Terrorism	0	0	0	1
Transportation Bureau and Transit Other Commands	0	0	0	0
Transit Bureau Total	1	7	13	107

Table shows MOS command as recorded at the time of complaint.

Figure 65M: Officers With CCRB Complaints Closed in 2021 by Command - Housing Bureau

Housing Bureau	Substantiated MOS Oct 2021	Substantiated MOS YTD 2021	Total MOS Oct 2021	Total MOS YTD 2021
Housing Bureau (Office of the Chief Command Center)	0	0	0	0
Housing Bureau Special Operations Section	0	0	0	0
PSA 1	0	1	5	17
PSA 2	0	0	1	31
PSA 3	0	1	3	16
PSA 4	0	0	0	6
PSA 5	1	1	2	19
PSA 6	0	0	0	5
PSA 7	3	5	9	38
PSA 8	0	0	1	22
PSA 9	0	0	5	12
Housing Bureau Brooklyn/Staten Island	0	0	0	0
Housing Bureau Manhattan	0	0	0	0
Housing Bureau Bronx/Queens	0	0	0	0
Housing Bureau Investigations	0	0	0	0
Housing Bureau Elevator Vandalism Unit	0	0	0	0
Housing Bureau Operations and Misc. Commands	0	0	0	0
Housing Bureau Total	4	8	26	167
Housing Borough Brooklyn Impact Response Team	0	0	0	1
Housing Borough Manhattan Impact Response Team	0	0	0	0
Housing Borough Bronx/Queens Impact Response Team	0	0	0	0
Housing Bureau Total	4	8	26	167

Table shows MOS command as recorded at the time of complaint.

Figure 65N: Officers With CCRB Complaints Closed in 2021 by Command - Organized Crime Control Bureau

Organized Crime Control Bureau	Substantiated MOS Oct 2021	Substantiated MOS YTD 2021	Total MOS Oct 2021	Total MOS YTD 2021
Queens Narcotics	0	0	0	12
Manhattan North Narcotics	0	1	2	12
Manhattan South Narcotics	0	0	3	3
Bronx Narcotics	1	2	4	7
Staten Island Narcotics	0	0	0	6
Brooklyn North Narcotics	0	0	0	8
Brooklyn South Narcotics	0	0	0	8
Narcotics Headquarters	0	0	0	0
Auto Crime Division	0	0	0	2
Vice Enforcement Division	0	0	0	0
Drug Enforcement Task Force	0	0	0	4
Organized Crime Headquarters	0	0	0	0
Organized Crime Control Bureau Total	1	3	9	62

Table shows MOS command as recorded at the time of complaint.

Figure 650: Officers With CCRB Complaints Closed in 2021 by Command - Detective Bureau

Detective Bureau	Substantiated MOS Oct 2021	Substantiated MOS YTD 2021	Total MOS Oct 2021	Total MOS YTD 2021
Detective Bureau Headquarters	0	0	0	0
Central Investigation and Resource Division	0	0	0	0
Special Investigations Division	0	0	1	2
Special Victims Division	1	1	1	1
Forensic Investigations Division	0	0	0	1
Fugitive Enforcement Division	0	0	1	1
Gang Division	0	0	0	0
Detective Borough Bronx	0	3	1	18
Detective Borough Manhattan	1	3	4	16
Detective Borough Brooklyn	1	6	2	20
Detective Borough Queens	0	0	3	14
Detective Borough Staten Island	0	0	0	3
DB Queens North Operations	0	0	0	0
DB Queens South Operations	0	0	0	0
Detective Bureau Total	3	13	13	76

Table shows MOS command as recorded at the time of complaint.

Figure 65P: Officers With CCRB Complaints Closed in 2021 by Command - Other Bureaus

Other Bureaus	Substantiated MOS Oct 2021	Substantiated MOS YTD 2021	Total MOS Oct 2021	Total MOS YTD 2021
Internal Affairs Bureau				
Internal Affairs Bureau	0	0	1	4
Criminal Justice Bureau				
Court Division	0	14	5	58
Court Bureau	0	0	0	0
Court LMSI	0	0	0	0
Court Unit	0	0	0	0
Criminal Justice Headquarters	0	0	0	0
Support Services Bureau				
Property Clerk Division	0	0	0	1
Fleet Services	0	0	0	0
Central Records Division	0	0	0	1
Personnel Bureau				
Applicant Processing Division	0	0	1	2
Health Services	0	0	0	0
Personnel Bureau Headquarters	0	0	2	5
Other Bureaus Total	0	14	9	71

Table shows MOS command as recorded at the time of complaint.

Figure 65Q: Officers With CCRB Complaints Closed in 2021 by Command - Deputy Commissioners and Miscellaneous Commands

Deputy Commissioners and Miscellaneous Commands	Substantiated MOS Oct 2021	Substantiated MOS YTD 2021	Total MOS Oct 2021	Total MOS YTD 2021
Deputy Commissioner Legal Matters - License Division	0	0	0	0
Deputy Commissioner Legal Matters - Legal Bureau	0	0	0	3
DC Training	0	0	0	0
Deputy Commissioner Training - Police Academy	0	0	0	0
Deputy Commissioner Training - Police Academy Training	0	0	1	5
Deputy Commissioner Training - In-service Training Section	0	0	0	0
Deputy Commissioner Management and Budget	0	0	0	0
Police Commissioner Office	0	0	0	0
Community Affairs Division	0	0	0	0
Chief of Community Affairs	0	2	0	4
Community Affairs Juvenile Section	0	0	0	0
School Safety Bronx/Manhattan	0	0	0	0
School Safety Queens/Brooklyn	0	0	0	0
Office of Equal Employment	0	0	0	0
Deputy Commissioner Operations	0	0	1	2
DC Operations Financial Mgmt.	0	0	0	0
Intelligence Division	1	8	7	32
Chief of Department	0	1	0	7
Department Advocate	0	0	0	0
Deputy Commissioner Public Information	0	0	0	0
Crime Prevention	0	0	0	0
First Deputy Commissioner	0	0	0	2
Office of Management, Analysis and Planning	0	0	0	0
Quality Assurance Division	0	0	0	0
Deputy Commissioner Counterterrorism	0	0	0	1
Chief of Department Evaluation Section	0	0	0	0
Deputy Commissioners and Miscellaneous Commands Total	1	11	9	56

Table shows MOS command as recorded at the time of complaint.