

DAILY REPORT

3/23/2018

(Data from Thursday, March 22, 2018)

SINGLE ADULTS	
Drop-in Center Clients Served	635
Drop-in Center Overnight Census	285
Faith Bed Census	190
Outreach Contacts	395
Outreach Placements	7
Safe Haven Utilization	946
Veterans In Short-term Housing	230
Criminal Justice Short-term Housing	148

FAMILY INTAKE	
Families Requesting Temporary Housing at PATH	98
Adult Families Requesting Temporary Housing at AFIC	12
Families Placed in Overnight Accommodations	0
Families w/children at PATH Overnight (pre 10PM)	0

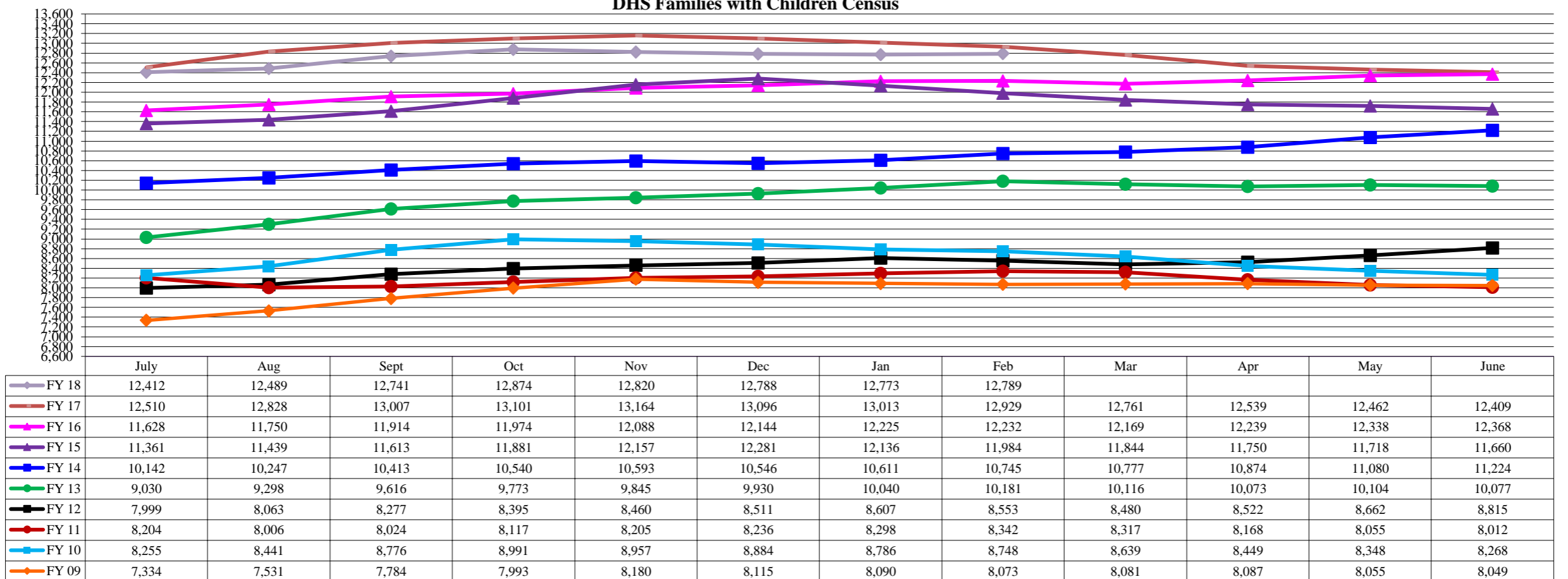
TOTAL SHELTER CENSUS	
Adults	37,804
Children	22,562
Total Individuals	60,366

SINGLE ADULT SHELTER CENSUS	
Men	11,178
Women	4,155
Total Single Adults	15,333

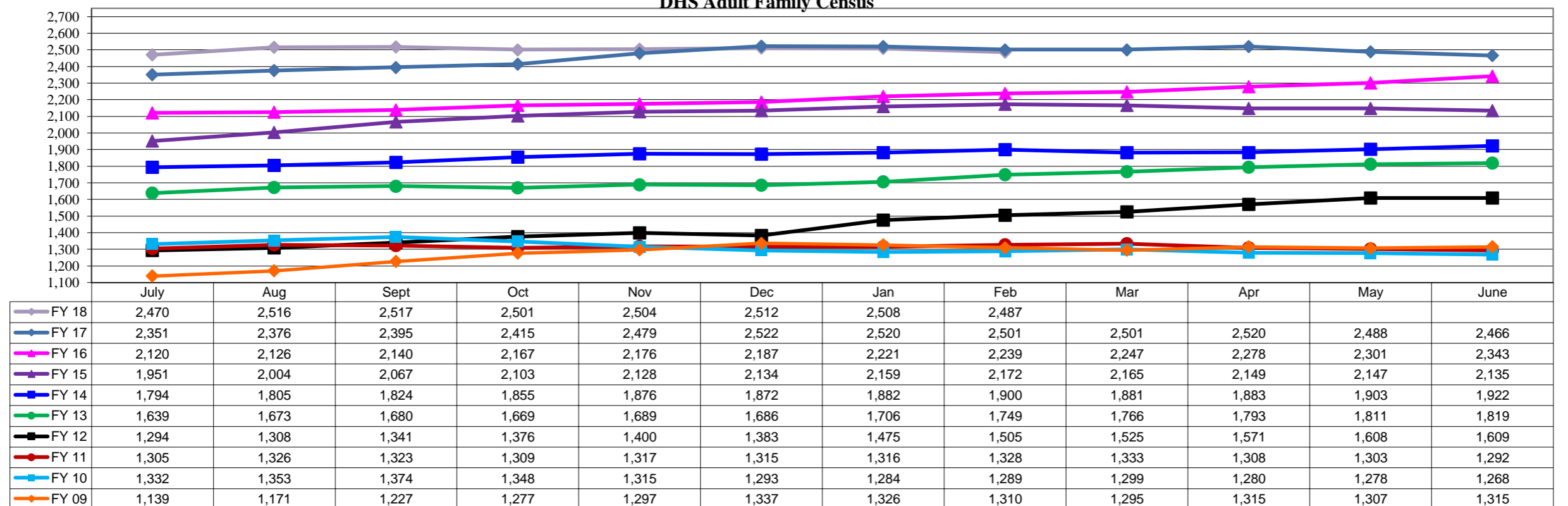
FAMILIES WITH CHILDREN CENSUS	
Families	12,665
Adults	17,257
Children	22,562
Individuals	39,819

ADULT FAMILIES CENSUS	
Families	2,471
Individuals (Adults)	5,214

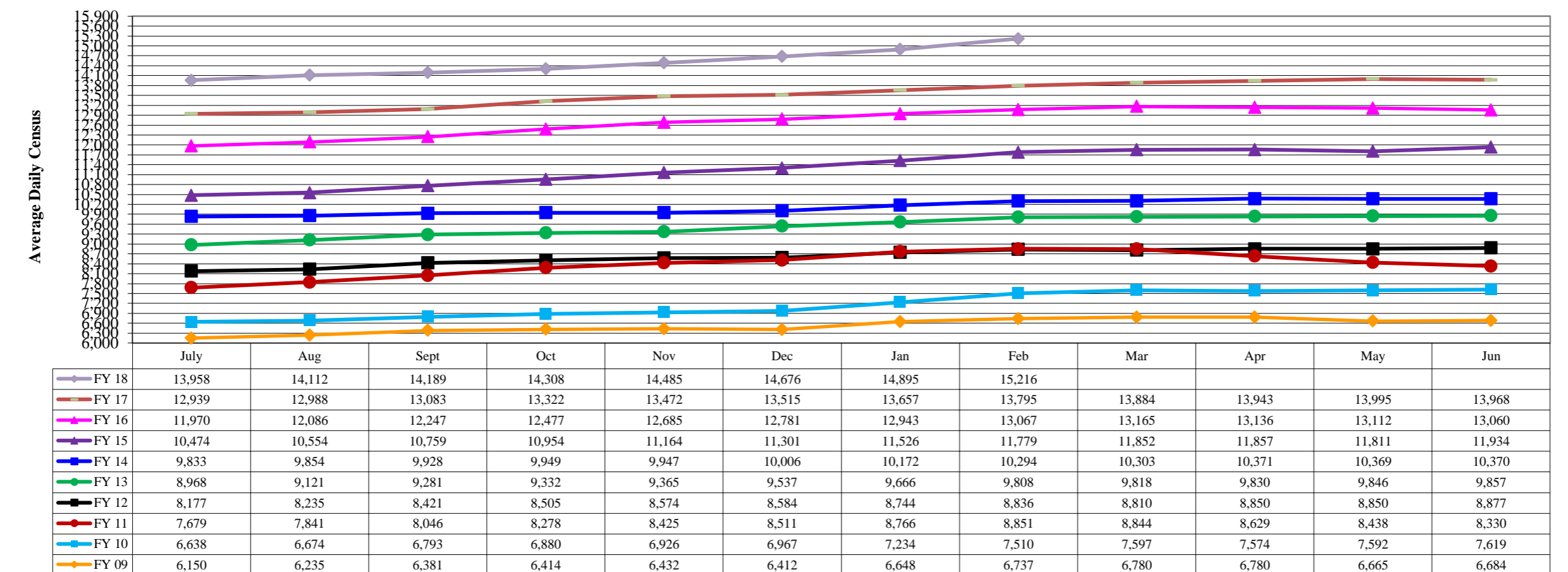
DHS Families with Children Census



DHS Adult Family Census



DHS Single Adult Shelter Census



*Due to data conversion the average monthly census for December 2011 and January 2012 for Families with Children and Adult Families is based upon data for a partial month.