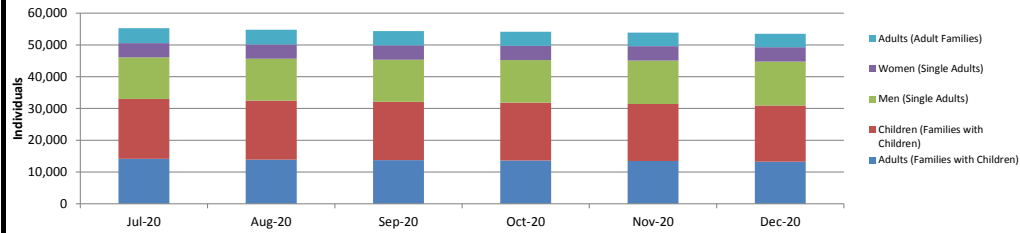


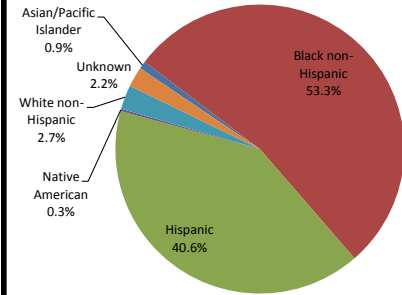
DHS DATA DASHBOARD - FISCAL YEAR 2021 2QTR

Population

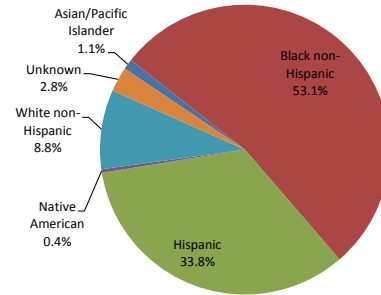
Average Daily Individuals in Shelter, FY 2021 2QTR



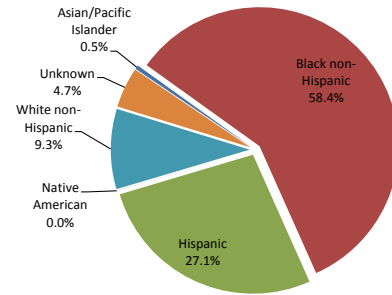
Race/Ethnicity of Families with Children in Shelter (Heads of Households), FY 2021 2QTR



Race/Ethnicity of Adult Families in Shelter (Heads of Households), FY 2021 2QTR



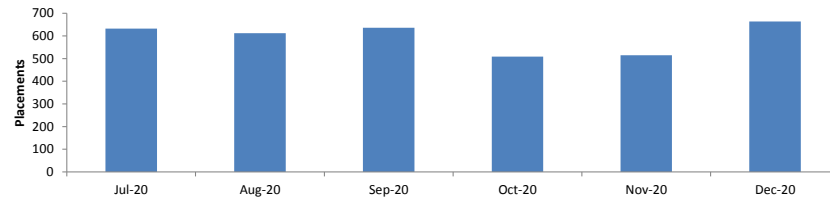
Race/Ethnicity of Single Adults in Shelter, FY 2021 2QTR



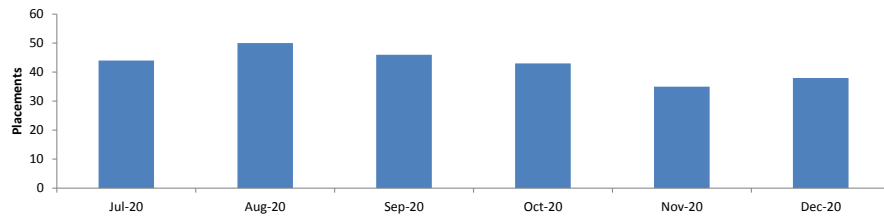
DHS DATA DASHBOARD - FISCAL YEAR 2021 2QTR

Shelter Placements

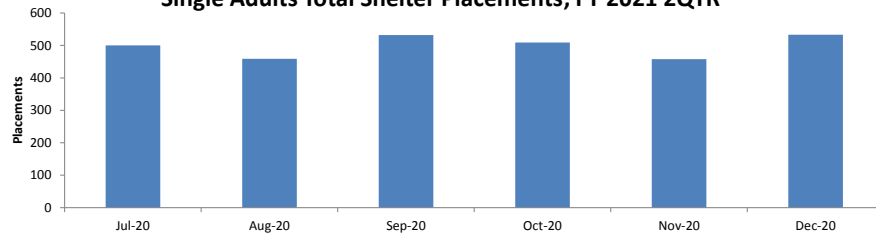
Families with Children Total Shelter Placements , FY 2021 2QTR



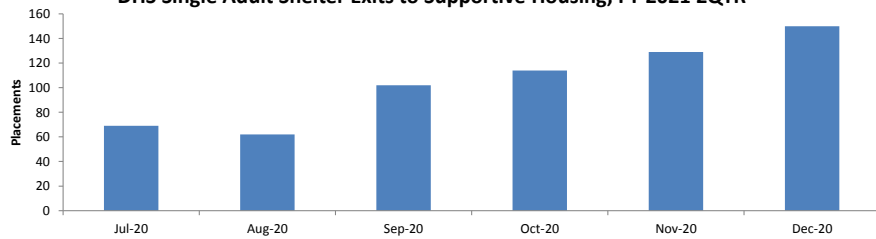
Adult Families Total Shelter Placements, FY 2021 2QTR



Single Adults Total Shelter Placements, FY 2021 2QTR



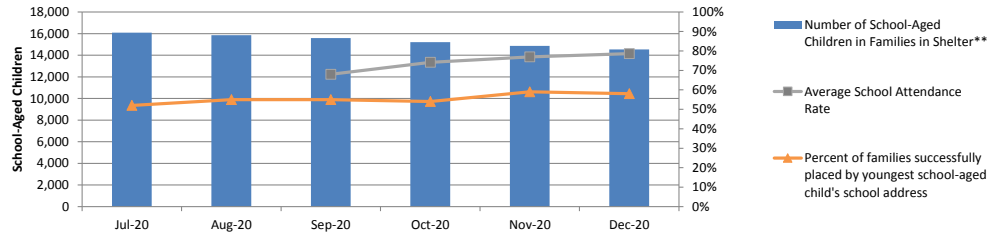
DHS Single Adult Shelter Exits to Supportive Housing, FY 2021 2QTR



DHS DATA DASHBOARD - FISCAL YEAR 2021 2QTR

Schools

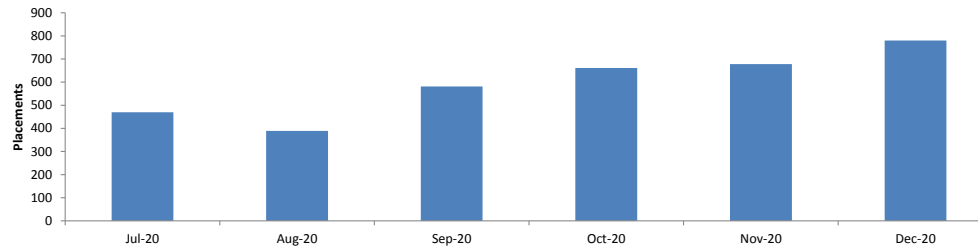
School-Aged Children in Shelter, FY 2021 2QTR



DHS DATA DASHBOARD - FISCAL YEAR 2021 2QTR

Outreach and Unsheltered Population

HOME-STAT Clients Placed into Permanent Housing, Transitional Housing, and Other Settings, FY 2021 2QTR



DHS DATA DASHBOARD - FISCAL YEAR 2021 2QTR

Prevention

Total Citywide Prevention Enrollments, FY 2021 2QTR

