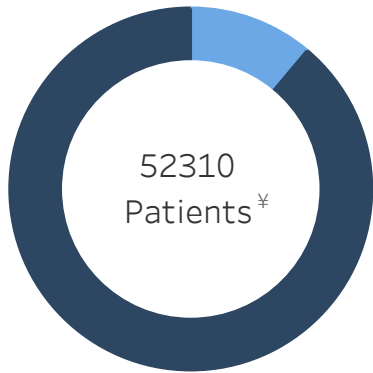




HIV Care Continuum Dashboard 2020

Site-Specific Performance on Viral Load Suppression[±]

All CCD Sites




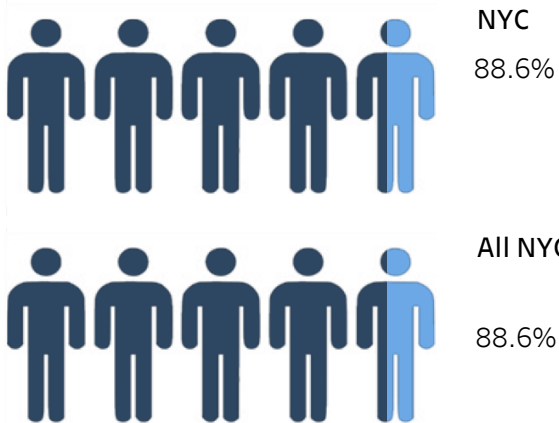
Suppressed : 46,484 (88.9%)

Not Suppressed: 5,826 (11.1%)

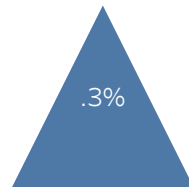
Viral Load Suppression*

2017

2020



2017-2020 Progress on Viral Load Suppression



[‡]In Care: A person is considered to be established in HIV care if they had two CD4/VL tests at least 3 months apart in 2018

[±]Viral Load Suppression: Last quantitative HIV RNA value <200 copies/mL

Quinn TC et al. Viral load and heterosexual transmission of human immunodeficiency virus type 1. N Engl J Med 342(13): 921-929, 2000

*Goal: 90% local Viral Load Suppression goal

Data source: Laboratory data reported to the NYC HIV surveillance registry