

SOUTH BEACH-TOTTENVILLE NEIGHBORHOOD HEALTH PROFILE

Demographics

Compared to New York City as a whole, in South Beach-Tottenville...

- The percentage of the population that is white is substantially higher (88% vs. 34%), the percentage that is African-American is substantially lower (1% vs. 25%), the percentage that is Hispanic is substantially lower (7% vs. 27%), and the percentage that is Asian is substantially lower (3% vs. 10%)
- The infant mortality rate is somewhat lower (3.6 vs. 6.7/1,000 live births)
- The percent of births to women less than 20 years old is substantially lower (1.8% vs. 8.6%)
- The percent of women receiving first trimester prenatal care is somewhat higher (81% vs. 60%)
- The percent of persons living in poverty is substantially lower (4.2% vs. 19%)
- The percent of adults 25 years and older without a high school diploma is somewhat lower (19% vs. 32%) and the percent of linguistically isolated households is substantially lower (2.0% vs. 12%)

Demographic Characteristics and Vital Statistics Related to Birth

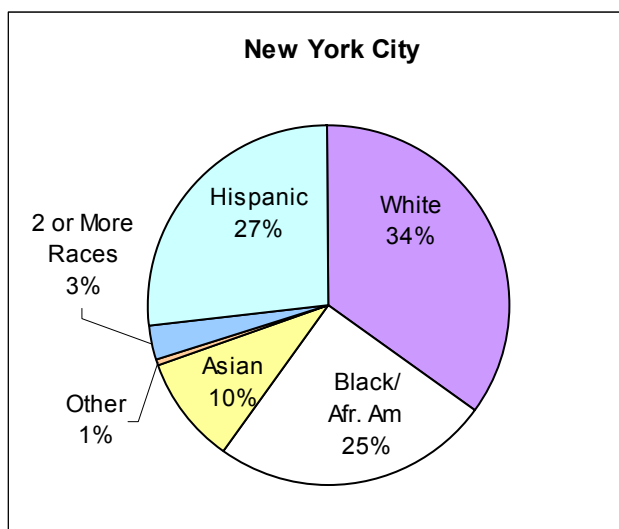
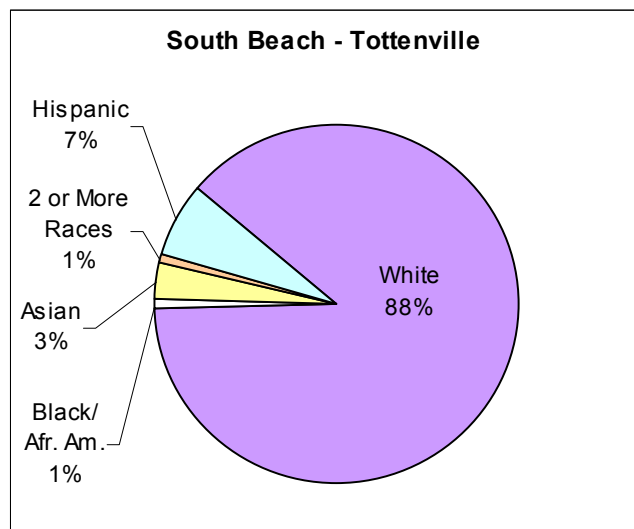
South Beach - Tottenville Compared to New York City, 2000

	<u>South Beach - Tottenville</u>	<u>New York City</u>
Total Population	179,892	8,008,278
Age-adjusted death rate (deaths per 100,000)	682	737
Fertility rate (births per 1,000 women aged 15 to 44)	57	66
Infant Mortality rate (deaths before age 1 year per 1,000 live births)	3.6	6.7
Percent of births to women less than 20 years old	1.8	8.6
Percent of women receiving first trimester prenatal care	81	60
Percent low birth weight babies (percent of live births <2500 grams)	7.7	8.3
Percent of persons living in poverty*	4.2	19
Percent of adults aged 25 and older without a high school diploma*	19	32
Percent of linguistically isolated households*	2.0	12
Percent of population less than 25 years old	33	34
Percent of population greater than or equal to 65 years old	11	12

*Based on 1990 Census

Population by Race/Ethnicity

South Beach-Tottenville Compared to New York City, 2000



Selected Reportable Conditions

Compared to New York City as a whole, in South Beach-Tottenville the rate of...

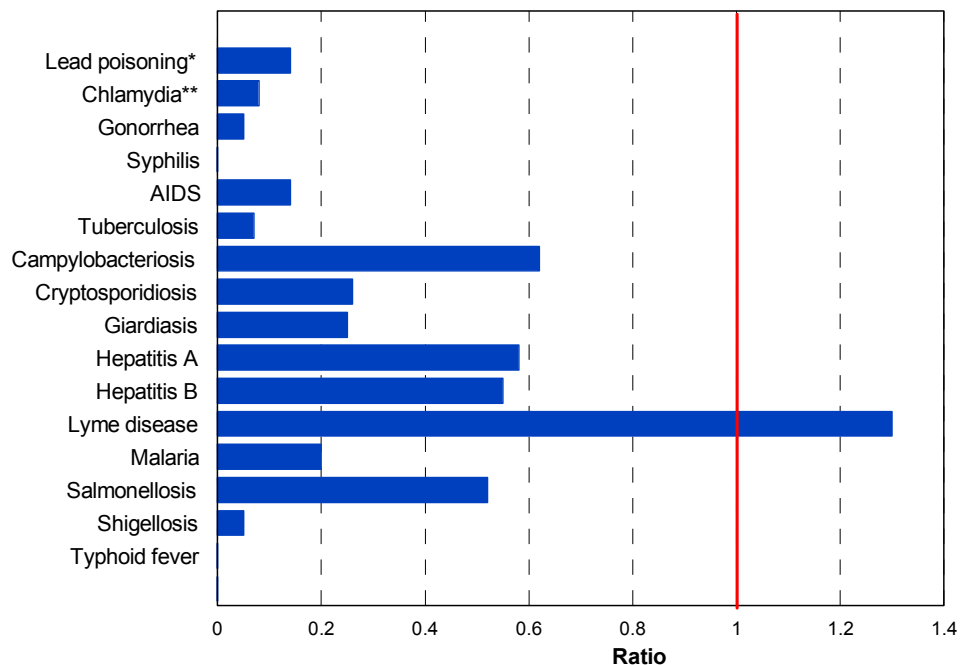
- Childhood lead poisoning is substantially lower (14 vs. 104/100,000)
- Chlamydia in women is substantially lower (43 vs. 538/100,000)
- Gonorrhea is substantially lower (7.2 vs. 146/100,000)
- AIDS is substantially lower (7.8 vs. 55/100,000)
- Tuberculosis is substantially lower (1.1 vs. 17/100,000)
- Cryptosporidiosis is substantially lower (0.6 vs. 2.1/100,000)
- Giardiasis is substantially lower (5.6 vs. 22/100,000)
- Malaria is substantially lower (0.6 vs. 2.8/100,000)
- Shigellosis is substantially lower (0.6 vs. 12/100,000)

Selected Reportable Conditions for South Beach-Tottenville, 2000

	Neighborhood No. of Cases	Neighborhood Rate/100,000	New York City Rate/100,000
Lead poisoning*	2	14	104
Chlamydia**	40	43	538
Gonorrhea	13	7.2	146
Syphilis	0	0.0	1.5
AIDS	14	7.8	55
Tuberculosis	2	1.1	17
Campylobacteriosis	12	6.7	11
Cryptosporidiosis	1	0.6	2.1
Giardiasis	10	5.6	22
Hepatitis A	7	3.9	6.7
Hepatitis B	7	3.9	7.1
Lyme disease	6	3.3	2.6
Malaria	1	0.6	2.8
Salmonellosis	14	7.8	15
Shigellosis	1	0.6	12
Typhoid fever	0	0.0	0.7

Comparing Selected Reportable Conditions

Ratio of Rate in South Beach - Tottenville to Rate of New York City, 2000



* Children ages 0 - 5 years old.

** Female cases only; rate per 100,000 women.

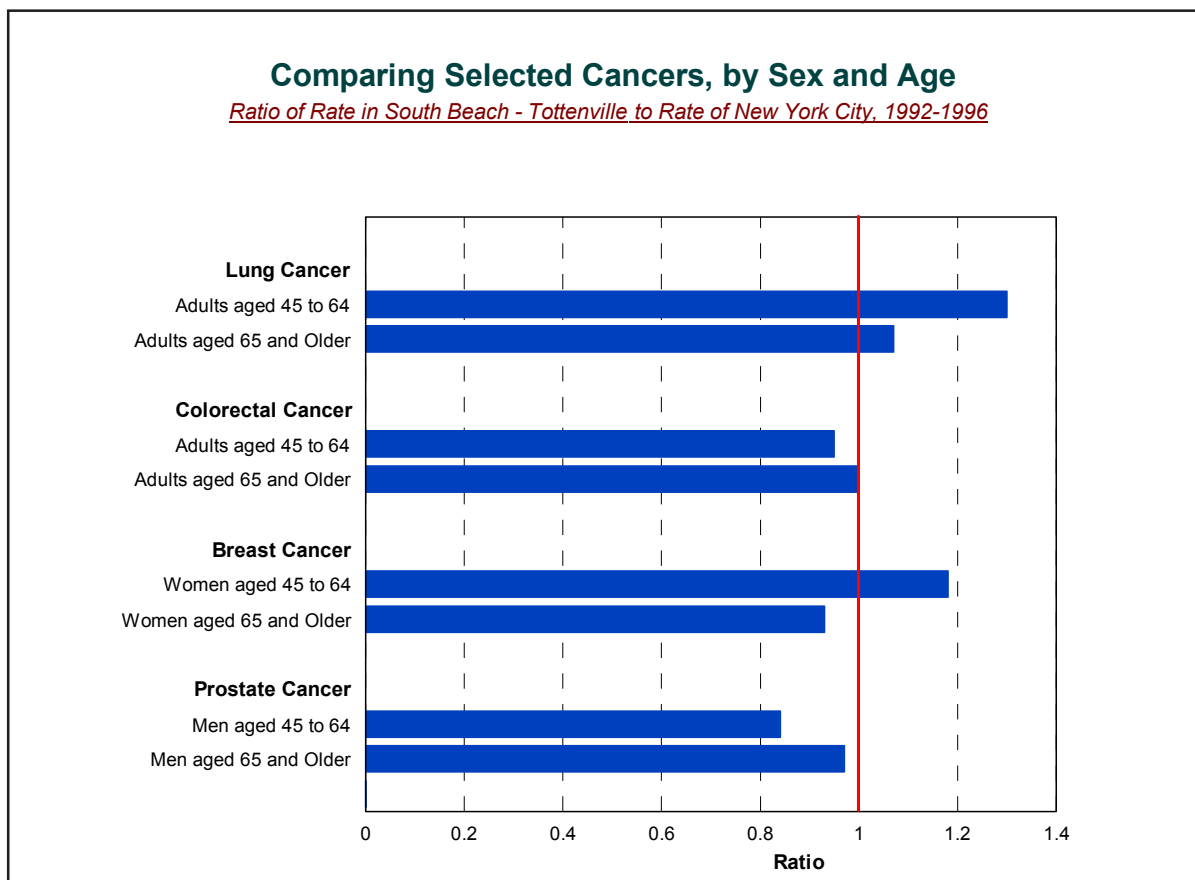
Selected Cancer Statistics

Compared to New York City as a whole, in South Beach-Tottenville...

- The rate of lung cancer in adults aged 45 to 64 is somewhat higher (107 vs. 82/100,000)
- The rate of breast cancer in women aged 45 to 64 is somewhat higher (236 vs. 200/100,000)
- The rate of prostate cancer in men aged 45 to 64 is somewhat lower (110 vs. 130/100,000)

Selected Cancers by Sex and Age for South Beach-Tottenville, 1992-1996

	Neighborhood No. of Cases	Neighborhood Avg. Yearly Rate/100,000	New York City Avg. Yearly Rate/100,000
Lung Cancer			
Adults aged 45 to 64	238	107	82
Adults aged 65 and Older	302	300	280
Colorectal Cancer			
Adults aged 45 to 64	120	54	57
Adults aged 65 and Older	314	311	313
Breast Cancer			
Women aged 45 to 64	273	236	200
Women aged 65 and Older	208	347	373
Prostate Cancer			
Men aged 45 to 64	117	110	130
Men aged 65 and Older	319	782	805



Leading Causes of Hospitalization

Compared to New York City as a whole, in South Beach-Tottenville...

- The rates of hospitalization for asthma among children aged 9 and younger (183 vs. 720/100,000) and adolescents aged 10 to 17 (80 vs. 271/100,000) are substantially lower
- The rate of hospitalization for acute bronchitis and bronchiolitis among children aged 9 and younger is substantially lower (171 vs. 408/100,000)
- The rate of hospitalization for pneumonia and influenza among adolescents aged 10 to 17 is substantially higher (125 vs. 55/100,000)
- The rates of hospitalization for pregnancy and related conditions among adolescents aged 10 to 17 (156 vs. 1,070/100,000) and adults aged 18 to 24 (3,650 vs. 9,055/100,000) are substantially lower
- The rate of hospitalization for ischemic heart disease among adults aged 25 to 64 is substantially higher (691 vs. 442/100,000)
- The rate of hospitalization for mental disorders among adults aged 25 to 64 is substantially lower (414 vs. 1,127/100,000)

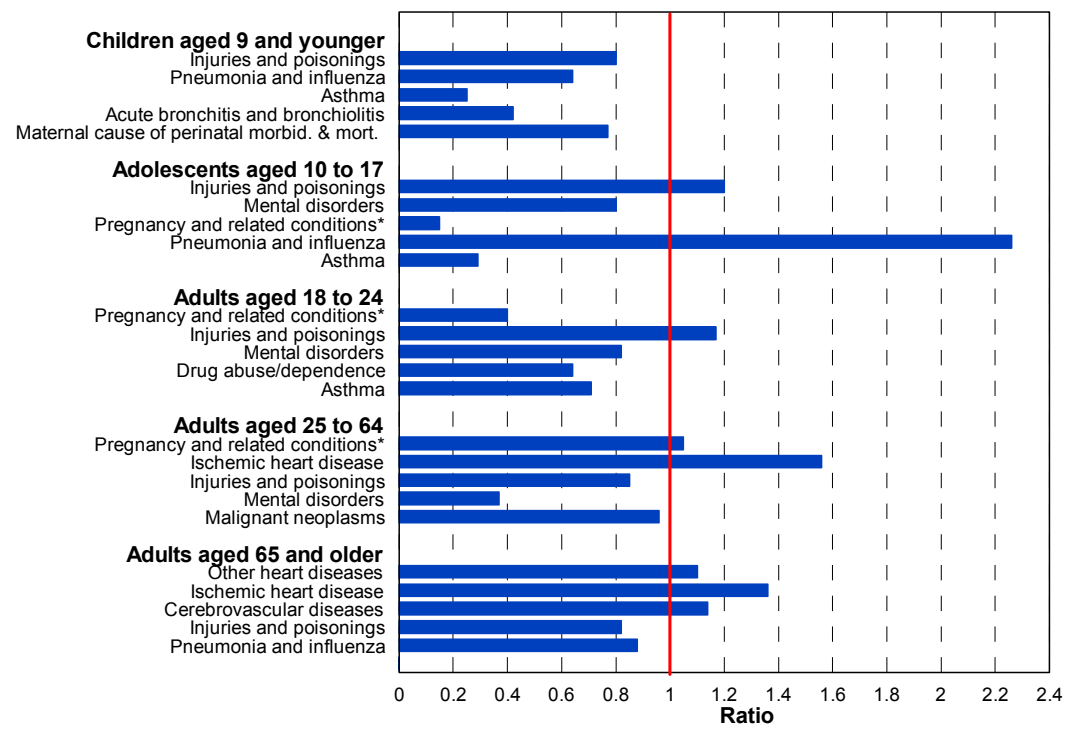
Leading Causes of Hospitalizations by Age for South Beach-Tottenville, 2000

	Neighborhood No. of Hospitalizations	Neighborhood Rate/100,000	New York City Rate/100,000
Children Aged 0-9			
Injuries and poisonings	81	329	411
Pneumonia and influenza	69	280	439
Asthma	45	183	720
Acute bronchitis and bronchiolitis	42	171	408
Maternal cause of perinatal morbidity and mortality	33	134	173
Adolescents Aged 10-17			
Injuries and poisonings	108	540	449
Mental disorders	59	295	367
Pregnancy and related conditions*	15	156	1,070
Pneumonia and influenza	25	125	55
Asthma	16	80	271
Adults Aged 18-24			
Pregnancy and related conditions*	257	3,650	9,055
Injuries and poisonings	93	646	550
Mental disorders	92	639	775
Drug abuse/dependence	15	104	163
Asthma	12	83	117
Adults Aged 25-64			
Pregnancy and related conditions*	2,049	3,970	3,782
Ischemic heart disease	696	691	442
Injuries and poisonings	556	552	652
Mental disorders	417	414	1,127
Malignant neoplasms	297	295	308
Adults Aged 65 and older			
Other heart diseases	747	3,705	3,375
Ischemic heart disease	712	3,531	2,599
Cerebrovascular diseases	354	1,756	1,539
Injuries and poisonings	354	1,756	2,148
Pneumonia and influenza	325	1,612	1,828

* Rate per 100,000 women.

Comparing Leading Causes of Hospitalization by Age

Ratio of Rate in South Beach - Tottenville to Rate of New York City, 2000



* Rate per 100,000 women.

Leading Causes of Death

Compared to New York City as a whole, in South Beach-Tottenville...

- The death rate from psychoactive substance abuse and accidental drug poisoning among adults aged 25 to 64 is substantially lower (6.0 vs. 17/100,000)
- The death rate from cerebrovascular diseases among adults aged 65 and older is somewhat lower (84 vs. 146/100,000)

Leading Causes of Death by Age for South Beach-Tottenville, 2000

	Neighborhood No. of Deaths	Neighborhood Rate/100,000	New York City Rate/100,000
Adults Aged 25-64			
Malignant neoplasms	104	103	91
Diseases of heart	73	72	77
Cerebrovascular diseases	12	12	10.5
Chronic lower respiratory diseases	9	8.9	6.4
Diabetes mellitus	6	6.0	11
Intentional self-harm (suicide)	6	6.0	6.1
Psychoactive substance use and accidental drug poisoning	6	6.0	17
Adults Aged 65 and Older			
Diseases of heart	460	2,281	2,152
Malignant neoplasms	203	1,007	908
Influenza and pneumonia	37	183	201
Chronic lower respiratory diseases	33	164	133
Cerebrovascular diseases	17	84	146

