



Epi Data Brief

New York City Department of Health and Mental Hygiene

March 2014, No. 43

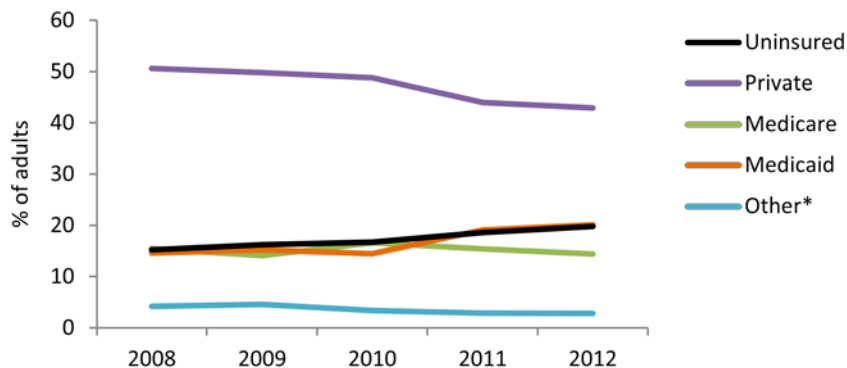
Uninsured Adults in New York City

Access to preventive care and overall health status are greatly influenced by an individual's health insurance coverage.¹ The federal Affordable Care Act* expands health insurance coverage for many uninsured individuals through a variety of mechanisms. New York's health insurance exchange (<http://www.nystateofhealth.ny.gov>) allows individuals to enroll in public or approved private health insurance plans and receive, if eligible, subsidies to lower the cost of coverage.² The NYC Human Resources Administration's Office of Citywide Health Insurance Access offers trainings, education and other resources, such as NYC Health Insurance Link (www.nyc.gov/hilink) for individuals and organizations interested in better understanding health insurance, health care reform, and how to connect residents to coverage. This brief presents recent data on characteristics and health needs of uninsured adults. Key comparisons between insured and uninsured New Yorkers are made in the text and a summary table: nyc.gov/html/doh/downloads/pdf/epi/datatable43.pdf.

*The term Affordable Care Act refers to the Patient Protection and Affordable Care Act and the Health Care and Education Reconciliation Act of 2010, as amended by subsequent legislation.

One in five adult New Yorkers is uninsured

Type of insurance coverage among adults ages 18 and older, New York City, 2008-2012



*Other includes COBRA (<1% of adults each year), military (e.g. CHAMPVA, TriCare) or other source.
Source: NYC Community Health Survey, 2008-2012. Percents are age adjusted.

- One in five adult New Yorkers (20% or approximately 1.2 million) is uninsured. More than two in five (43%) adults are covered primarily by private insurance, and one in five (20%) is covered mainly by Medicaid.
- Since 2008, the percentage of uninsured has increased from 15% to 20%, while private coverage declined from 51% to 43% and Medicaid coverage increased from 15% to 20%.

Unemployed and self-employed New Yorkers are more likely to be uninsured

- Adults ages 25 to 44 (28%) are more likely to be uninsured than those ages 45 to 64 (18%). Most adults 65 and older are covered by Medicare.
- Compared with white adults, black and Asian/Pacific Islander adults are more likely to be uninsured and Hispanic adults are more than twice as likely to be uninsured.
- Men (23%) are more likely than women (17%) to be uninsured.
- Although unemployed adults (29%) are more likely to be uninsured than employed adults (20%, including self-employed), more than half of uninsured adults are employed (60%).

Percent of adults uninsured, New York City, 2012

	% uninsured		% uninsured
Age group (years)		Employment Status	
18 to 24	22	Employed for wages	18
25 to 44	28	Self-employed	36
45 to 64	18	Unemployed	29
65 and older	3	Not in labor force*	17
Race/ethnicity		Household poverty (% FPL**)	
White	12	<100%	30
Black	19	100%-<200%	26
Hispanic	31	200%-<600%	15
Asian/Pacific Islander	20	≥600%	6

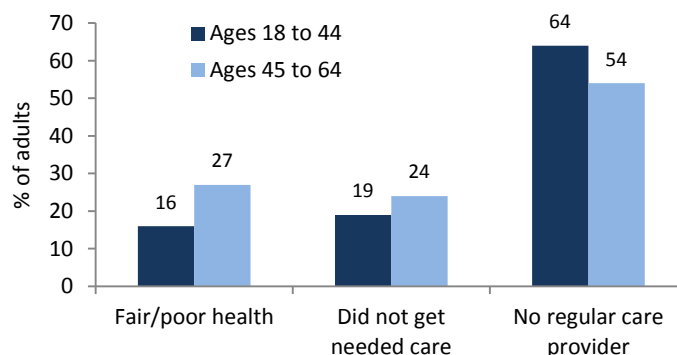
*Not in labor force includes: students, homemakers, retired persons, and those unable to work. **FPL= Federal Poverty Level.

Source: NYC Community Health Survey, 2012. Percents are age adjusted except for age group estimates.

One in five uninsured adults ages 18 to 64 reports fair/poor health, not getting needed care

- One in five uninsured New Yorkers ages 18 to 64 (19%) reports being in fair or poor health.
- One in five uninsured adults ages 18 to 44 (19%) and one in four uninsured adults ages 45 to 64 (24%) had foregone needed medical care at some point in the past year.
- In both age groups, uninsured adults are more likely than insured adults to report not having a regular care provider and not getting needed care.
- Fair or poor self-reported health is also more common among uninsured than insured adults ages 18 to 44.

Self-reported health status and access to care among uninsured adults ages 18 to 64, New York City, 2012



Source: NYC Community Health Survey, 2012.

Measuring Insurance Coverage: Different Surveys, Different Estimates

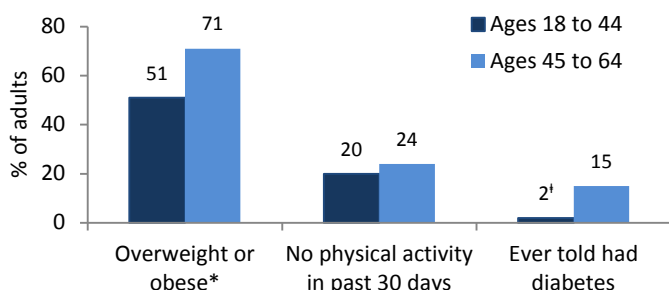
Several surveys provide estimates of the uninsured population in New York City, which can vary for a number of methodological reasons, so caution should be used when comparing them. For example, the 2010 American Community Survey estimates that 18% of adult New Yorkers are uninsured,^a while Current Population Survey (CPS) estimates of the uninsured tend to be higher.^b The Health Department uses New York City Community Health Survey data, as presented in this brief, to track insurance trends over time. For more information, visit: State Health Access Data Assistance Center. Comparing Federal Government Surveys that Count the Uninsured. September 2010. Available at: http://www.rwjf.org/content/dam/farm/reports/issue_briefs/2010/rwjf66804. Accessed August 28, 2013.

^aIPUMS SDA system, 2010 ACS module: <http://usa.ipums.org/usa/sda/>. Accessed August 28, 2013.

^bUnited Hospital Fund. Health Insurance Coverage in New York, 2009. Available at: <http://www.uhfnyc.org/assets/936>. Accessed August 28, 2013.

Risk factors for diabetes are common among the uninsured

Diabetes, no physical activity, and overweight/obesity* among uninsured adults ages 18 to 64, New York City, 2012



*Overweight/obesity is based on Body Mass Index (BMI), calculated from respondents' self-reported weight and height. A BMI between 25.0 and 29.9 is considered overweight, and a BMI of 30 or greater, obese.

[†]Estimate should be interpreted with caution due to small sample size.

Source: NYC Community Health Survey, 2012.

- Half (51%) of uninsured adults ages 18 to 44 and almost three quarters (71%) of those ages 45 to 64 are overweight or obese.
- One in five uninsured adults ages 18 to 44 (20%) and one in four uninsured adults ages 45 to 64 (24%) reported doing no physical activity in the past 30 days.
- These risk factors are equally common among insured adults.
- Diabetes may be underdiagnosed among both insured and uninsured adults. For instance, if they have not recently seen a medical provider, they may not have been screened for the disease. Screening and counseling (including diet) for high-risk individuals are among the preventive services expanded under ACA.³

MORE New York City Health Data and Publications

- For complete tables of data presented in this Brief, visit nyc.gov/html/doh/downloads/pdf/epi/datatable43.pdf
- Visit EpiQuery – the Health Department's online, interactive health data system at nyc.gov/health/EpiQuery

Data & Statistics at nyc.gov/health/data

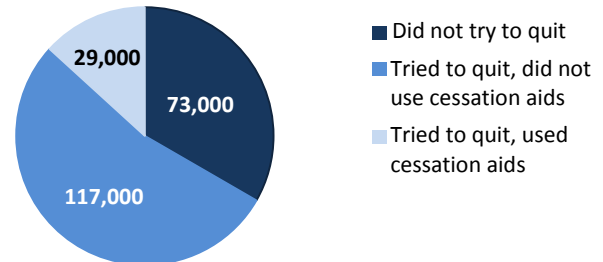
One in six uninsured adults smokes and use of cessation aids is low

- One in six uninsured adults ages 18 to 64 is a current smoker (18%, or 220,000 adults). Insured adults in this age group are as likely to smoke (17%).
- More than two thirds of uninsured smokers ages 18 to 64 (71%) tried to quit in the past year.
- Among current smokers who tried to quit, use of cessation aids* was more common among the insured (34%) than the uninsured (20%).
- ACA expands a number of tobacco screening and cessation services for many enrollees.³

*Cessation aids include nicotine replacement therapy (such as the patch or gum) or prescription medication.

Quit attempts and cessation aid use in the past year among uninsured smokers ages 18 to 64, New York City, 2012

Currently uninsured smokers: 220,000

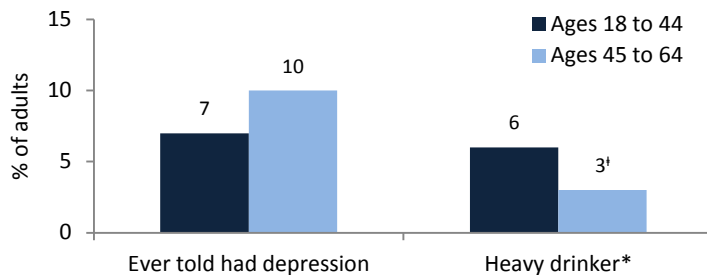


Due to missing responses, estimates by quit status do not sum to the total number of smokers.

Source: NYC Community Health Survey, 2012.

Almost one in 10 uninsured adults has a history of depression

Depression (2010) and heavy drinking (2012) among uninsured adults ages 18 to 64, New York City



*Heavy drinking is defined as having an average of more than two drinks per day (men) or more than one drink per day (women).

†Estimate should be interpreted with caution due to small sample size.

Source: NYC Community Health Survey, 2010, 2012.

- About 7% of uninsured adults ages 18 to 44 and 10% of uninsured adults ages 45 to 64 have ever been told they have depression. Among insured adults, the rates of depression are higher (12% and 18% in these age groups, respectively).
- Data suggest that heavy drinking (having more than two drinks per day for men or more than one drink per day for women) is more common among uninsured adults ages 18 to 44 (6%) than those ages 45 to 64 (3%).

Data Source:

NYC Community Health Survey, 2008-2012. The Community Health Survey (CHS) has included adults with landline phones since 2002 and, starting in 2009, also has included adults who can be reached only by cell phone. All data are self-reported. Data for 2008-2010 are weighted to the NYC adult population per Census 2000; starting in 2011, CHS weighting methods were updated to incorporate Census 2010 data and additional demographic characteristics. Percentages are age-adjusted to the 2000 US Standard Population where noted. For more information about the survey, visit nyc.gov/health/survey. Due to the relatively small proportion of uninsured adults ages 65 and older, this age group has been excluded from most of the analysis presented in this data brief. All relationships discussed in the text were tested for significance ($p < 0.05$) with differences highlighted where appropriate.

Related References:

¹ McWilliams JM. Health consequences of uninsurance among adults in the United States: recent evidence and implications. *Milbank Q.* 2009; 87(2): 443-94.

² U.S. Centers for Medicare and Medicaid Services. How does the health care law protect me? Part 2: The Health Insurance Marketplace. www.healthcare.gov/how-does-the-health-care-law-protect-me/#part=2 Accessed August 28, 2013.

³ U.S. Centers for Medicare and Medicaid Services. How does the health care law protect me? Part 8: Free Preventive Care. www.healthcare.gov/how-does-the-health-care-law-protect-me/#part=8 Accessed August 28, 2013.

Authored by: John Jasek, Cynthia Summers

Acknowledgements: Shadi Chamany, Cynthia Driver, Carolyn Greene, Tiffany Harris, Jeffrey Hon, Susan Kansagra, Carolyn Olson, Amanda Parsons, Michael Sanderson, Maryellen Tria, Joyce Weinstein, New York City Human Resources Administration - Office of Citywide Health Insurance Access