


New Business Organics Rules





Beginning July 19, 2016, certain New York City businesses will be required by law to separate their organic waste. For more information, contact 311 or visit on.nyc.gov/commercial-organics.

TIMELINE



Establishments Covered by Commercial Organics Rules

ATTENTION: If your business meets the minimum requirements outlined below, you must comply with the business organics rules.

 <p>Arenas and Stadiums 15,000 or more seats</p>	 <p>Food Manufacturers 25,000 sq. ft. or more</p>	 <p>Food Wholesalers 20,000 sq. ft. or more</p>	 <p>Food Service in Hotels 150 or more rooms</p>
--	---	--	--

What Organics To Separate

 <p>Food Scraps Does not include material sold to farmers or rendering companies, or food that is donated.</p>	 <p>Plant Trimmings</p>	 <p>Food-Soiled Paper</p>	 <p>Certified Compostable Products Must meet processor certification requirements.</p>
--	---	--	--

How To Comply and Avoid Violations

Provide labeled containers specifically for organics and post signage with instructions about organics separation requirements in areas where staff handles organics.



Employees place material in appropriate labeled containers and ensures that organics are not mixed with any garbage or recyclables.



Arrange for organics to be transported and/or processed separately from garbage and recycling. Post a sign next to your BIC decal that clearly indicates your arrangement. Visit on.nyc.gov/commercial-organics for signage requirements.

New Business Organics Rules

Beginning July 19, 2016, certain New York City businesses will be required by law to separate their organic waste. For more information, contact 311 or visit on.nyc.gov/commercial-organics.

Options To Transport or Process Organic Materials



Private Carter

- Hire a private carter to collect the organic waste for the purpose of processing by composting or anaerobic/ aerobic digestion.
- Use setout containers that meet your carter's specifications and have latching lids that are resistant to tampering by rodents or wildlife.
- Set out organic waste in containers with lid securely latched.



Self-Transport

- Register with the NYC Business Integrity Commission (BIC) to legally transport organic waste.
- Transport your own organics directly to a processor for composting or anaerobic/ aerobic digestion, or to a transfer station that will ensure that the material remains separate from other waste and will be transferred to a final location for proper processing.
- Keep a copy of the written agreement with the processor or transfer station and make available to DSNY upon request.



On-Site Processing

- Submit the on-site processing form at on.nyc.gov/commercial-organics to DSNY within 30 days of installation.
- Process the material by composting or aerobic/anaerobic digestion. A food waste grinder is not permitted.
- Record weights or volumes and retain for a minimum period of three years to submit them to DSNY upon request.
- Make transportation arrangements for remaining organic waste via one of the other options.

Tips

- Perform a waste audit to identify unnecessary waste and save your business money! Your carter may be required to assist you in this, or use the EPA's website at epa.gov/sustainable-management-food.
- Many organizations in NYC accept donated food and make free pickups—reducing your hauling costs. Track donations for corporate responsibility reports. Visit nyc.gov/donate to learn more.
- Don't send empty trucks to pick up produce at farms. Investigate if backhauling is right for your business.
- If you suspect that your carter or building management is not handling organics properly, file a complaint at on.nyc.gov/dsny-complaints.