

Neighborhood Development Area Profiles

Instructions & Guidance

OBJECTIVE

The goal of your Neighborhood Development Area profile is to help develop funding priorities in your NDA; inform DYCD policies and practices; and identify and connect with additional resources to strengthen your community.



1 PROCESS

Your profile is part of DYCD's Citywide Community Needs Assessment, which is one of the most important planning tools utilized by the agency for informing program development. To create your profile, we engaged key stakeholders and members in your community to yield invaluable data regarding needs, access to, and availability of resources.

To conduct this assessment, DYCD used a variety of methods for data collection, with the main device being a series of surveys and public hearings.

2

FORMULATION OF NEEDS

To determine needs in your community, we asked community members the following questions:



What programs and services did you and your household receive within the last 12 months?



What are the programs or services that you and your household were unable to access for any reason within the last 12 months?



What are the programs or services you believe are most needed in your community?

3

PROGRAM & SERVICE RESPONSE OPTIONS



To answer these questions, respondents were provided with 29 program, service, and activity topics as response options:

Adult Education/Literacy
Afterschool Programs
Assistance Starting a Business
Child care/Head Start
College preparation
Domestic violence assistance
Education/Career Counseling
Emergency Counseling
English Classes (ESL)
Eviction Prevention
Family counseling
Financial assistance
Financial education/literacy
Food and nutrition assistance

Health Care
Heating/Utility assistance
Housing Assistance
Income Tax Assistance
Interpersonal Conflict Resolution/Mediation
Job skills/Employment training
Legal Services
Other
Parenting support
Safety/Crime prevention
Senior citizen services
Substance abuse assistance
Summer recreation services
Transportation
Veteran's Services

4

Categorize Data

To make this data actionable, we the grouped these topics into categories as follows:



Food & Nutrition Assistance
Health Care
Financial Assistance
Legal Services
Transportation
Heating/Utility Assistance
Income Tax Assistance
Housing Assistance
Safety & Crime Prevention
Emergency Shelter
Eviction Prevention
Substance Abuse Assistance



Basic Needs

English Classes
Adult Education/Literacy
College Preparation
Financial Education/Literacy



Education

Education/Career Counseling
Job Skills/Employment Training
Assistance Starting a Business



Employment & Career Advancement

Afterschool Programs
Summer Recreation



Out of School Time

Child Care/Head Start
Domestic Violence Assistance
Family Counseling
Parenting Support
Interpersonal Conflict Resolution/Mediation



Family Supports

Senior Citizen Services
Veteran's Services



Support for Special Populations

5

Assign Points

1 _____
2 _____

Upon completion of these categorizations, DYCD analyzed the frequency with which each stakeholder selected each program, service, and activity topic. Based on this analysis, we identified the top 10 topics selected by respondents. From there, points were attributed to each category based on the associated topic's ranking. The higher the topic was ranked, the more points were given.

6

Calculate Needs

Once the points were distributed, a sum was calculated to determine the needs you see in your profile!

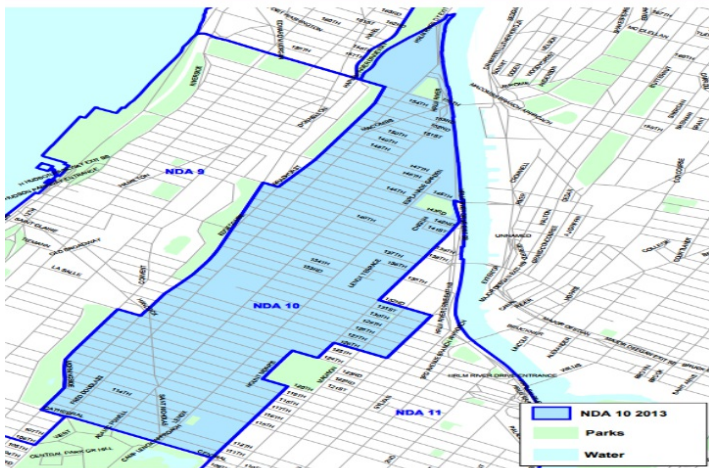


Community Needs Assessment

Neighborhood Development Area Manhattan 10:
Central Harlem

NDA Manhattan 10

Demographic Profile



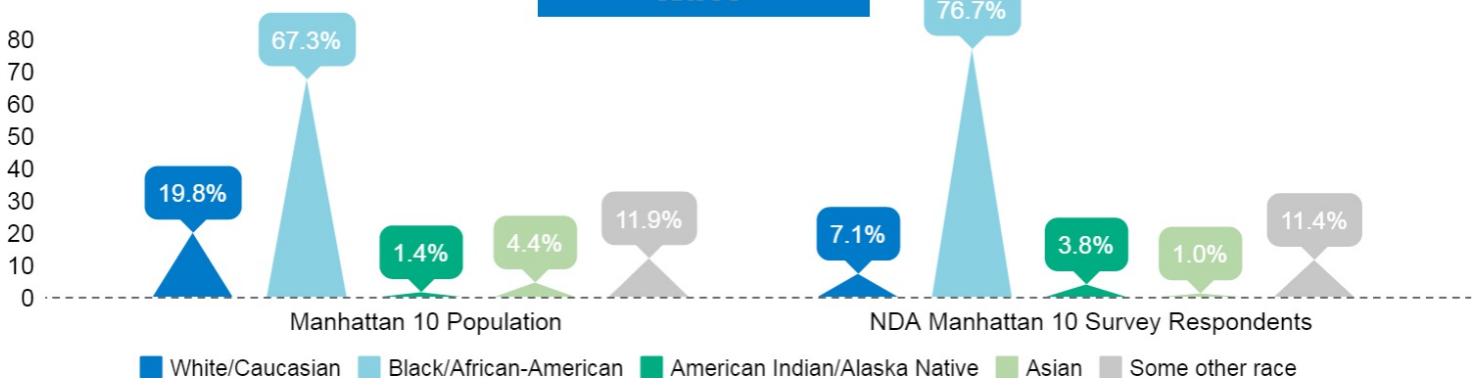
INTRODUCTION

Overall, 222 people in NDA Manhattan 10 participated in the Community Needs Assessment Adult Survey. The average age of survey respondents was 44. In terms of gender, 62 percent of respondents selected Female and 38 percent selected Male.

NDA Manhattan 10 Population Snapshot

Total Population	129,951
Total Population, 18 Years Old +	102,426
Population below poverty level	29.1%

Race



Top Languages Spoken at Home*

Manhattan 10 Population

1. Spanish
2. French
3. Fulani

NDA Manhattan 10 Survey Respondents

1. Spanish
2. Creole
3. Bengali

*Other than English

Ethnicity

Hispanic/Latino Origin

Manhattan 10 Population 22.3%

NDA Manhattan 10 Survey Respondents 20.0%

Population

22.8%

Foreign Born

NDA Manhattan 10

Program, Service & Activity Needs



UNMET NEED

ADULTS IN NDA Manhattan 10

SUMMARY OF NEEDS

With respect to programs, services, and/or activities under the CNA categories:

Respondents indicated that those categorized as Basic Needs were identified as most "utilized," "needed, but not received," and most "needed" in their community.

Although respondents indicated that those categorized as Education and Employment and Career Advancement were "needed, but not received" and most "needed" in their community, they were not the most "utilized" by respondents.

In contrast, respondents indicated that those categorized as Family Supports and Out of School Time were among the most "utilized," but were not among the "most needed" in their community or "needed" by respondents.

STAKEHOLDER INPUT

Key Informants (Elected Officials & Community Board Leadership):

The most needed programs or services identified by key informants in NDA Manhattan 10 were housing supports and legal services.

Public Hearings:

The most referenced issues that emerged from public hearings conducted by DYCD in NDA Manhattan 10 on November 29, 2016 and February 16, 2017 were adult education and housing homelessness, followed by job/employment opportunities, food insecurity, and access to health insurance/services.

Utilization Trends

Programs, services, and/or activities that respondent and their household members received within the last 12 months

#1
Basic Needs

#3
Family Supports

#2
Out of School Time

Service Gaps

Programs, services, and/or activities that respondent and their household needed, but did not receive within the last 12 months



#1
Employment & Career
Advancement



#2
Education



#3
Basic Needs

Community Needs

Programs, services, and/or activities that respondents believe is most needed in NDA Manhattan 10



#1
Basic Needs



#2
Education



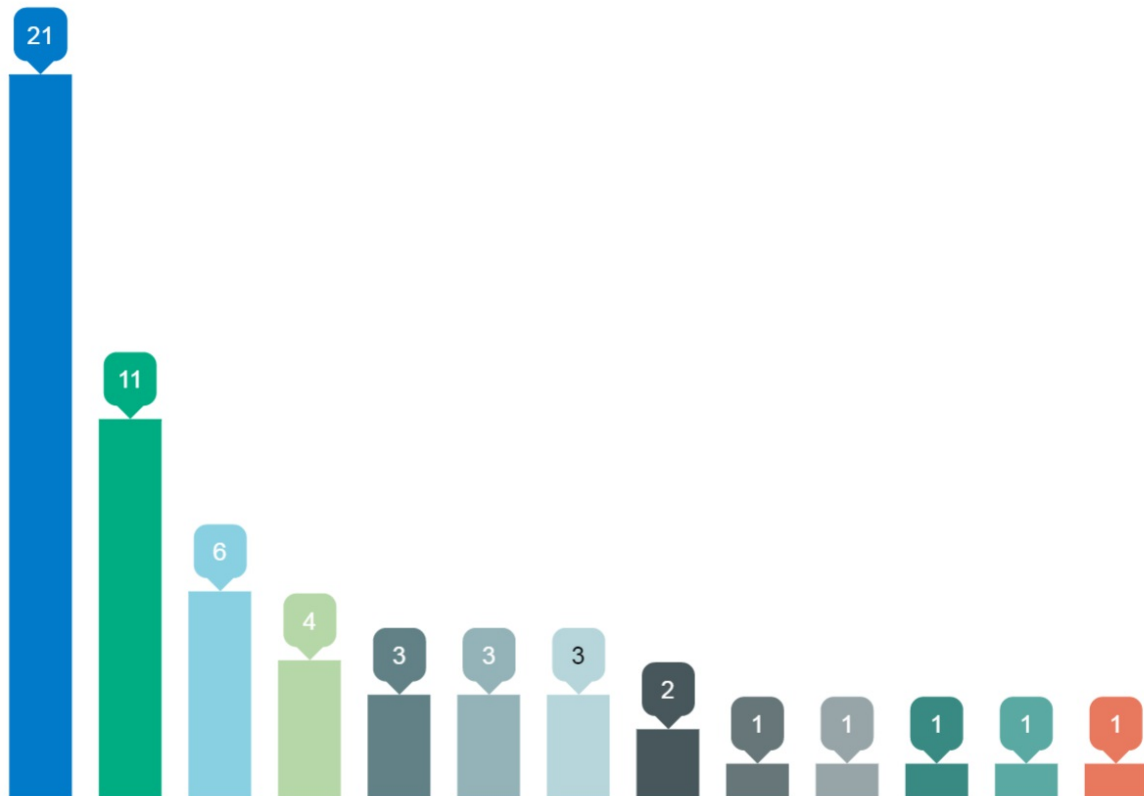
#3
Employment & Career
Advancement

NDA Manhattan 10

Resources Available in Your NDA



DYCD Programs in Manhattan 10



COMPASS Summer Youth Employment NDA Educational Support: HS.. Runaway & Homeless Youth Cornerstone Beacon
NDA Healthy Families NDA Seniors NDA Adult Literacy NDA Housing Adult Literacy Program NDA Immigrant Services
Fatherhood

Other City Agencies****



Basic Needs



Mayor's Office of Immigrant Affairs
Administration of Children's Services:
- Juvenile Justice Program

Department for the Aging:
Home Delivered Meals & In-Home Services
Department of Health & Mental Hygiene:
- NYC Teens Connection
- Family Resource Centers

Human Resources Administration:
- Cash Assistance
Supplemental Nutrition Assistance (SNAP)
- Office of Child Support Enforcement
Office of Citywide Health Insurance Access



Education



Department of Consumer Affairs:
- Office of Financial Empowerment

Department of Education
- Living for the young family
through Education Program
- Division of English Language
Learners



Employment & Career Advancement



Department for the Aging:
- Job Training & Advocacy

Department of Small
Business Services:
- Workforce 1 Career Center
Community Partners Program
Human Resources Administration
- Employment Services



Family Supports



Human Resources Administration
- Domestic Violence Support
- Office of Child Support Enforcement

Department for the Aging:
- Elder Abuse & Crime Victim Services

Department of Health & Mental Hygiene:
- District Public Health Offices
- Newborn Home Visiting Program
- Nurse Family Partnership

Administration for Children's Services
- Adult Protective Services
- Preventive Services
- Keeping Children Safe

Mayor's Office to Combat Domestic Violence
- Healthy Relationship Training Academy



Supports for Special Populations



Department for the Aging
- General Office
- Senior Centers

Social Security Administration

Department of Finance
- Senior Citizen Rent Increase Exemption
- Disability Rent Increase Exemption

SUPPLEMENTARY DATA MANHATTAN NDA 10

What are the programs or services that you and your household received within the last 12 months?

Manhattan NDA 10: Activity, Program, or Service: Needed and Received	
Afterschool Programs	11%
Health Care (Dental, Medical, Mental Health Services)	6%
Summer Recreation	4%
Child Care/Head Start	4%
Food and Nutrition Assistance	4%
Income Tax Assistance	3%
Housing Assistance	3%
Veteran's Services	2%
Assistance Starting a Business	2%
College Preparation	2%
Education/Career Counseling	2%
Financial Assistance	2%
Heating/Utility Assistance	1%
Job Skills/Employment Training	1%
Transportation	1%
Adult Education/Literacy	1%
Legal Services	1%
Interpersonal Conflict Resolution/Mediation	1%
Parenting Support	1%
Safety/Crime Prevention	1%
Substance Abuse Assistance	1%
Eviction Prevention	0%
Family Counseling	0%
Financial Education/Literacy	0%
English Classes	0%
Domestic Violence Prevention	0%
Emergency Shelter	0%
Senior Citizen Services	0%

SUPPLEMENTARY DATA MANHATTAN NDA 10

What are the programs or services that you and your household were unable to access for any reason within the last 12 months?

Manhattan NDA 10: Activity, Program, or Service: Needed, but Did Not Receive	
Assistance Starting a Business	6%
Afterschool Programs	5%
Child Care/Head Start	5%
College Preparation	4%
Financial Education/Literacy	4%
Food and Nutrition Assistance	4%
Education/Career Counseling	3%
Safety/Crime Prevention	3%
Legal Services	3%
Income Tax Assistance	3%
Senior Citizen Services	3%
Summer Recreation	3%
Financial Assistance	2%
Housing Assistance	2%
Parenting Support	2%
Transportation	2%
Emergency Shelter	2%
Job Skills/Employment Training	2%
Domestic Violence Prevention	1%
Health Care (Dental, Medical, Mental Health Services)	1%
Heating/Utility Assistance	1%
English Classes	1%
Eviction Prevention	1%
Adult Education/Literacy	0%
Family Counseling	0%
Interpersonal Conflict Resolution/Mediation	0%
Veteran's Services	0%
Substance Abuse Assistance	0%

SUPPLEMENTARY DATA MANHATTAN NDA 10

What are the programs or services that you believe are most needed in your community?

Manhattan NDA 10: Activity, Program, or Service: Most Needed in the Community	
College preparation	28%
Afterschool Programs	28%
Safety/Crime prevention	28%
Job skills/Employment training	25%
Housing Assistance	23%
Education/Career Counseling	19%
Financial education/literacy	18%
Health Care	18%
Adult Education/Literacy	17%
Senior citizen services	16%
Summer recreation services	16%
Assistance Starting a Business	15%
Child care/Head Start	15%
Parenting support	15%
Family counseling	14%
Food and nutrition assistance	12%
Substance abuse assistance	12%
Eviction Prevention	11%
Interpersonal Conflict Resolution/Mediation	10%
Legal Services	10%
Financial assistance	10%
Domestic violence assistance	9%
Veterans services	9%
Emergency Shelter	8%
Transportation	6%
Heating/Utility assistance	5%
English Classes (ESL)	4%
Income Tax Assistance	4%