

Neighborhood Development Area Profiles

Instructions & Guidance

OBJECTIVE

The goal of your Neighborhood Development Area profile is to help develop funding priorities in your NDA; inform DYCD policies and practices; and identify and connect with additional resources to strengthen your community.



1 PROCESS

Your profile is part of DYCD's Citywide Community Needs Assessment, which is one of the most important planning tools utilized by the agency for informing program development. To create your profile, we engaged key stakeholders and members in your community to yield invaluable data regarding needs, access to, and availability of resources.

To conduct this assessment, DYCD used a variety of methods for data collection, with the main device being a series of surveys and public hearings.

2

FORMULATION OF NEEDS

To determine needs in your community, we asked community members the following questions:



What programs and services did you and your household receive within the last 12 months?



What are the programs or services that you and your household were unable to access for any reason within the last 12 months?



What are the programs or services you believe are most needed in your community?

3

PROGRAM & SERVICE RESPONSE OPTIONS



To answer these questions, respondents were provided with 29 program, service, and activity topics as response options:

- Adult Education/Literacy
- Afterschool Programs
- Assistance Starting a Business
- Child care/Head Start
- College preparation
- Domestic violence assistance
- Education/Career Counseling
- Emergency Counseling
- English Classes (ESL)
- Eviction Prevention
- Family counseling
- Financial assistance
- Financial education/literacy
- Food and nutrition assistance

- Health Care
- Heating/Utility assistance
- Housing Assistance
- Income Tax Assistance
- Interpersonal Conflict Resolution/Mediation
- Job skills/Employment training
- Legal Services
- Other
- Parenting support
- Safety/Crime prevention
- Senior citizen services
- Substance abuse assistance
- Summer recreation services
- Transportation
- Veteran's Services

4

Categorize Data

To make this data actionable, we the grouped these topics into categories as follows:



Food & Nutrition Assistance
Health Care
Financial Assistance
Legal Services
Transportation
Heating/Utility Assistance
Income Tax Assistance
Housing Assistance
Safety & Crime Prevention
Emergency Shelter
Eviction Prevention
Substance Abuse Assistance



Basic Needs

English Classes
Adult Education/Literacy
College Preparation
Financial Education/Literacy



Education

Education/Career Counseling
Job Skills/Employment Training
Assistance Starting a Business



Employment & Career Advancement

Afterschool Programs
Summer Recreation



Out of School Time

Child Care/Head Start
Domestic Violence Assistance
Family Counseling
Parenting Support
Interpersonal Conflict Resolution/Mediation



Family Supports

Senior Citizen Services
Veteran's Services



Support for Special Populations

5

Assign Points

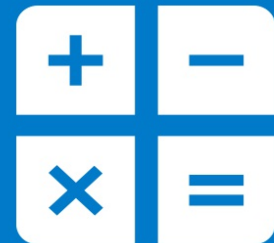
1 _____
2 _____

Upon completion of these categorizations, DYCD analyzed the frequency with which each stakeholder selected each program, service, and activity topic. Based on this analysis, we identified the top 10 topics selected by respondents. From there, points were attributed to each category based on the associated topic's ranking. The higher the topic was ranked, the more points were given.

6

Calculate Needs

Once the points were distributed, a sum was calculated to determine the needs you see in your profile!

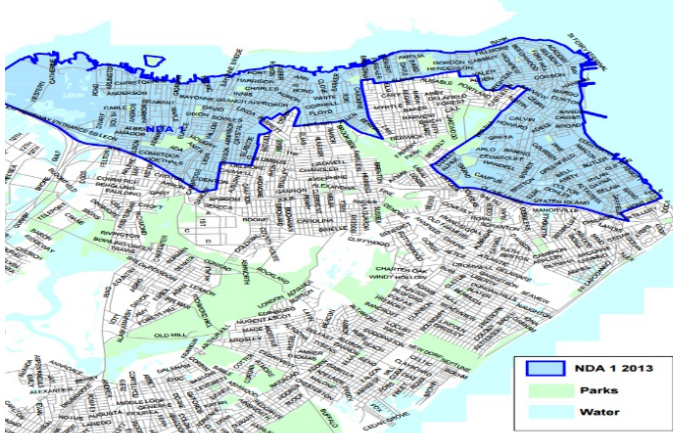


Community Needs Assessment

Neighborhood Development Area Staten Island 1:
St. George / Stapleton

NDA Staten Island 1

Demographic Profile

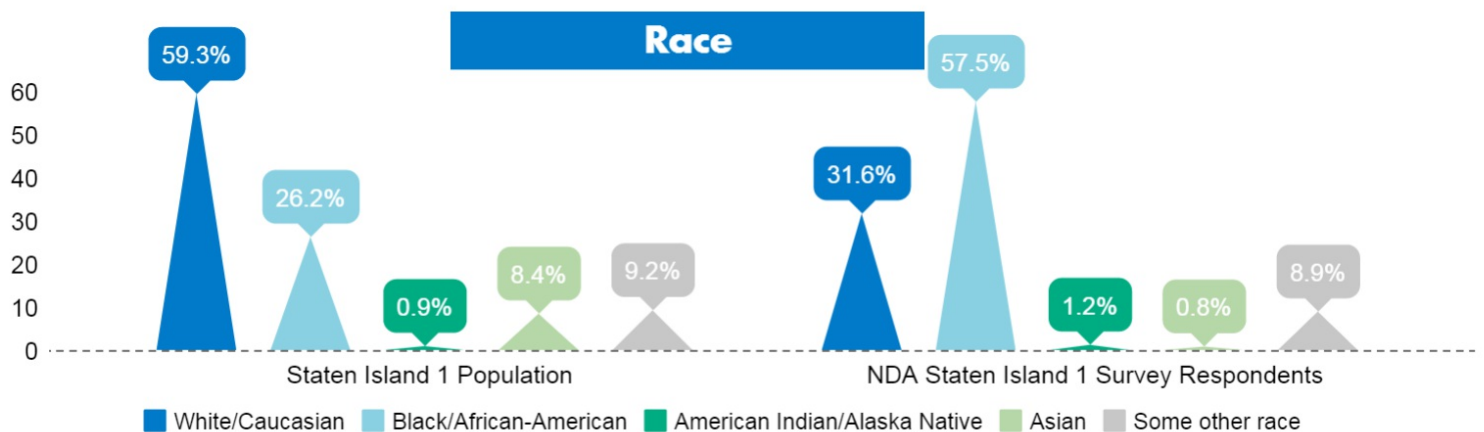


INTRODUCTION

Overall, 272 people in NDA Staten Island 1 participated in the Community Needs Assessment Adult Survey. The average age of survey respondents was 46. In terms of gender, 67 percent of respondents selected Female, 32 percent selected Male, and 1 percent selected Other.

NDA Staten Island 1 Population Snapshot

Total Population	173,862
Total Population, 18 Years Old +	130,027
Population below poverty level	19.9%



Top Languages Spoken at Home*

Staten Island 1 Population

1. Spanish
2. Chinese
3. Arabic

NDA Staten Island 1 Survey Respondents

1. Spanish
2. Creole
3. Russian

Ethnicity

Hispanic/Latino Origin

Staten Island 1 Population 29%

NDA Staten Island 1 Survey Respondents 17%

Population

23.6%

Foreign Born

*Other than English

NDA Staten Island 1

Program, Service & Activity Needs



UNMET NEED

ADULTS IN NDA Staten Island 1

SUMMARY OF NEEDS

With respect to programs, services, and/or activities under the CNA categories:

Respondents indicated that those categorized as Basic Needs and Out of School Time were identified as most "utilized," "needed, but not received," and most "needed" in their community.

Although respondents indicated that those categorized as Education were most "utilized" and "most needed" in their community, they were not among the most "needed" by respondents.

In contrast, respondents indicated that those categorized as Family Supports were among the most "needed" by respondents, but were not among the most "utilized" or "most needed" in their community.

STAKEHOLDER INPUT

Key Informants (Elected Officials & Community Board Leadership):

The most needed programs or services identified by key informants in NDA Staten Island 1 were after school programs, substance abuse assistance, senior citizen services, transportation, job skills training, legal services, food and nutrition assistance and housing assistance.

Public Hearings:

The most referenced issues that emerged from a public hearing conducted by DYCD in NDA Staten Island on November 29, 2016 were crime/safety, job/employment opportunities, and out of school time programming.

Utilization Trends

Programs, services, and/or activities that respondent and their household members received within the last 12 months

#1
Basic Needs

#3
Education

#2

Out of School Time

Service Gaps

Programs, services, and/or activities that respondent and their household needed, but did not receive within the last 12 months



#1
Basic Needs



#2
Out of School Time



#3
Family Supports

Community Needs

Programs, services, and/or activities that respondents believe is most needed in NDA Staten Island 1



#1
Basic Needs



#2
Education



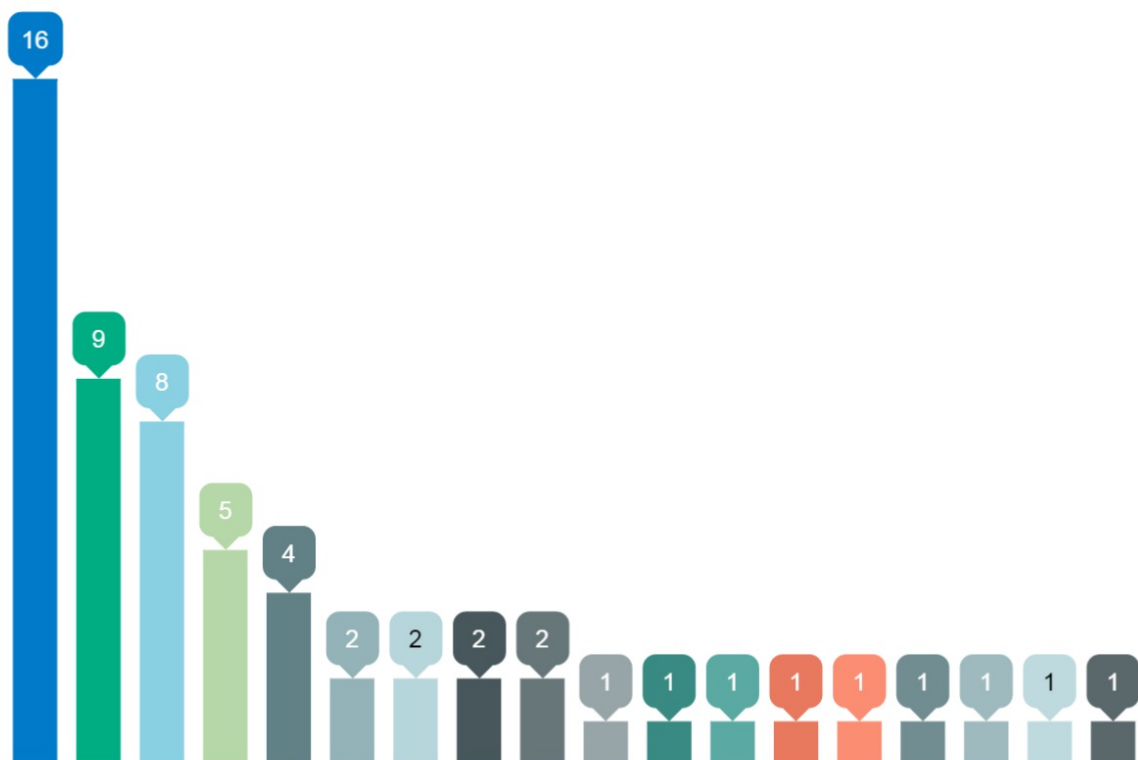
#3
Out of School Time

NDA Staten Island 1

Resources Available in Your NDA



DYCD Programs in Staten Island 1



COMPASS Summer Youth Employment Adult Literacy Program NDA Immigrant Services Cornerstone
 Young Adult Internship Program NDA Educational Support: HS.. Out of School Time Services for Immigrants
 Runaway & Homeless Youth Beacon Young Adult Literacy Program NDA Healthy Families NDA Housing
 NDA Opportunity Youth: Supp.. In School Youth NDA Seniors Adolescent Literacy

Other City Agencies****



Basic Needs

- Mayor's Office of Immigrant Affairs
- Administration of Children's Services:
 - Juvenile Justice Program
- Department for the Aging:
 - Home Delivered Meals & In-Home Services
- Department of Health & Mental Hygiene:
 - NYC Teens Connection
 - Family Resource Centers
- Human Resources Administration:
 - Cash Assistance
- Supplemental Nutrition Assistance (SNAP)
- Office of Child Support Enforcement
- Office of Citywide Health Insurance Access



Education

- Department of Consumer Affairs:
 - Office of Financial Empowerment
- Department of Education
 - Living for the young family through Education Program
 - Division of English Language Learners



Employment & Career Advancement

- Department for the Aging:
 - Job Training & Advocacy
- Department of Small Business Services:
 - Workforce 1 Career Center
 - Community Partners Program
- Human Resources Administration
 - Employment Services



Family Supports

- Human Resources Administration
 - Domestic Violence Support
- Office of Child Support Enforcement
- Department for the Aging:
 - Elder Abuse & Crime Victim Services
- Department of Health & Mental Hygiene:
 - District Public Health Offices
 - Newborn Home Visiting Program
 - Nurse Family Partnership
- Administration for Children's Services
 - Adult Protective Services
 - Preventive Services
 - Keeping Children Safe
- Mayor's Office to Combat Domestic Violence
 - Healthy Relationship Training Academy



Supports for Special Populations

- Department for the Aging
 - General Office
 - Senior Centers
- Social Security Administration
- Department of Finance
 - Senior Citizen Rent Increase Exemption
 - Disability Rent Increase Exemption

SUPPLEMENTARY DATA STATEN ISLAND NDA 1

What are the programs or services that you and your household received within the last 12 months?

Staten Island NDA 1: Activity, Program, or Service: Needed and Received	
Health Care (Dental, Medical, Mental Health Services)	13%
Afterschool Programs	13%
Food and Nutrition Assistance	11%
Housing Assistance	10%
Financial Assistance	7%
Transportation	6%
Income Tax Assistance	6%
Adult Education/Literacy	5%
College Preparation	5%
Summer Recreation	5%
Child Care/Head Start	5%
Heating/Utility Assistance	5%
Parenting Support	4%
Education/Career Counseling	3%
Assistance Starting a Business	3%
English Classes	3%
Emergency Shelter	3%
Legal Services	3%
Job Skills/Employment Training	3%
Family Counseling	2%
Domestic Violence Prevention	2%
Interpersonal Conflict Resolution/Mediation	2%
Safety/Crime Prevention	1%
Veteran's Services	1%
Substance Abuse Assistance	1%
Financial Education/Literacy	1%
Eviction Prevention	1%
Senior Citizen Services	0%

SUPPLEMENTARY DATA STATEN ISLAND NDA 1

What are the programs or services that you and your household were unable to access for any reason within the last 12 months?

Staten Island NDA 1: Activity, Program, or Service: Needed, but Did Not Receive	
Food and Nutrition Assistance	8%
Afterschool Programs	7%
Child Care/Head Start	7%
Legal Services	6%
Education/Career Counseling	6%
Housing Assistance	6%
Summer Recreation	6%
Assistance Starting a Business	5%
College Preparation	5%
Senior Citizen Services	5%
Job Skills/Employment Training	5%
Parenting Support	4%
Financial Education/Literacy	3%
Transportation	3%
Domestic Violence Prevention	3%
Heating/Utility Assistance	3%
English Classes	2%
Emergency Shelter	2%
Financial Assistance	1%
Safety/Crime Prevention	1%
Substance Abuse Assistance	1%
Adult Education/Literacy	1%
Eviction Prevention	0%
Family Counseling	0%
Health Care (Dental, Medical, Mental Health Services)	0%
Income Tax Assistance	0%
Interpersonal Conflict Resolution/Mediation	0%
Veteran's Services	0%

SUPPLEMENTARY DATA STATEN ISLAND NDA 1

What are the programs or services that you believe are most needed in your community?

Manhattan NDA 3: Activity, Program, or Service: Most Needed in the Community	
Job skills/Employment training	35%
Afterschool Programs	34%
Housing Assistance	32%
Adult Education/Literacy	31%
Financial assistance	28%
College preparation	28%
Child care/Head Start	27%
Health Care	27%
Food and nutrition assistance	26%
Summer recreation services	26%
Senior citizen services	25%
Legal Services	23%
Safety/Crime prevention	23%
Transportation	23%
Eviction Prevention	22%
Family counseling	22%
Assistance Starting a Business	22%
Substance abuse assistance	20%
Education/Career Counseling	20%
Parenting support	20%
Financial education/literacy	19%
English Classes (ESL)	19%
Heating/Utility assistance	17%
Interpersonal Conflict Resolution/Mediation	16%
Domestic violence assistance	16%
Emergency Shelter	16%
Veterans services	15%
Income Tax Assistance	10%