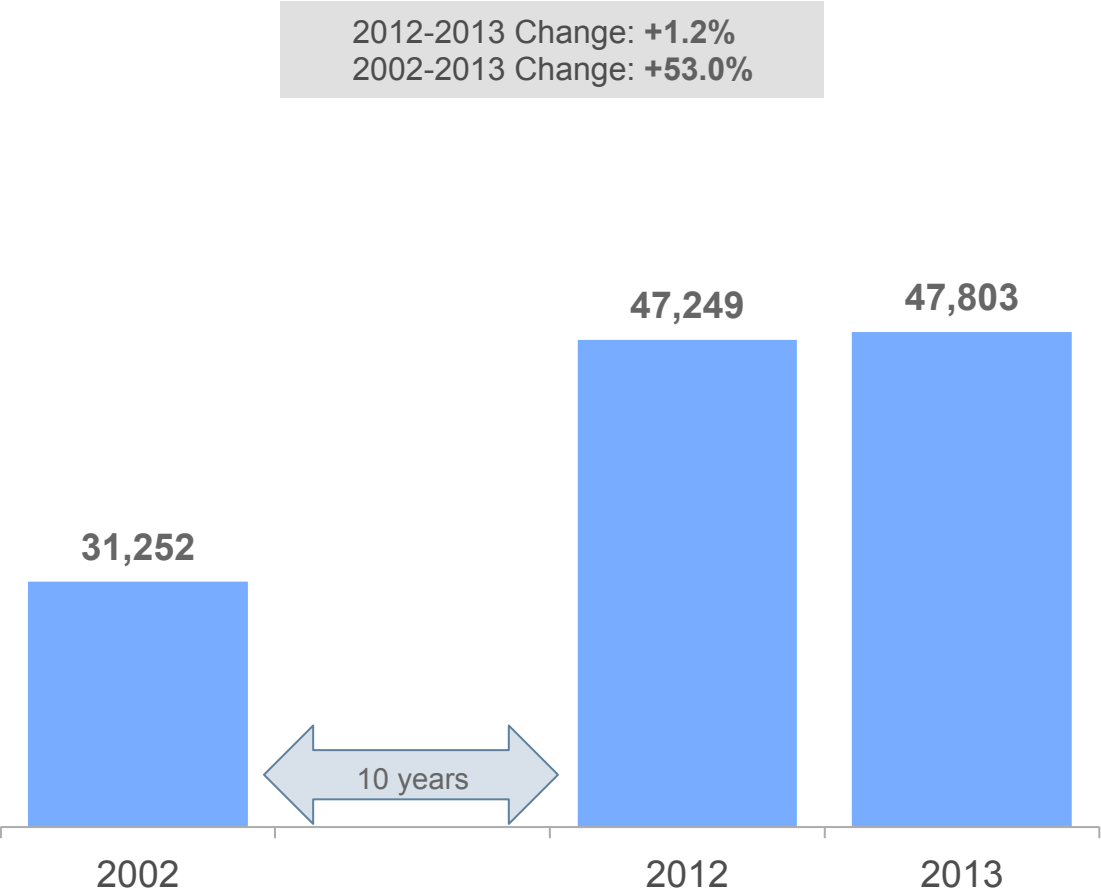


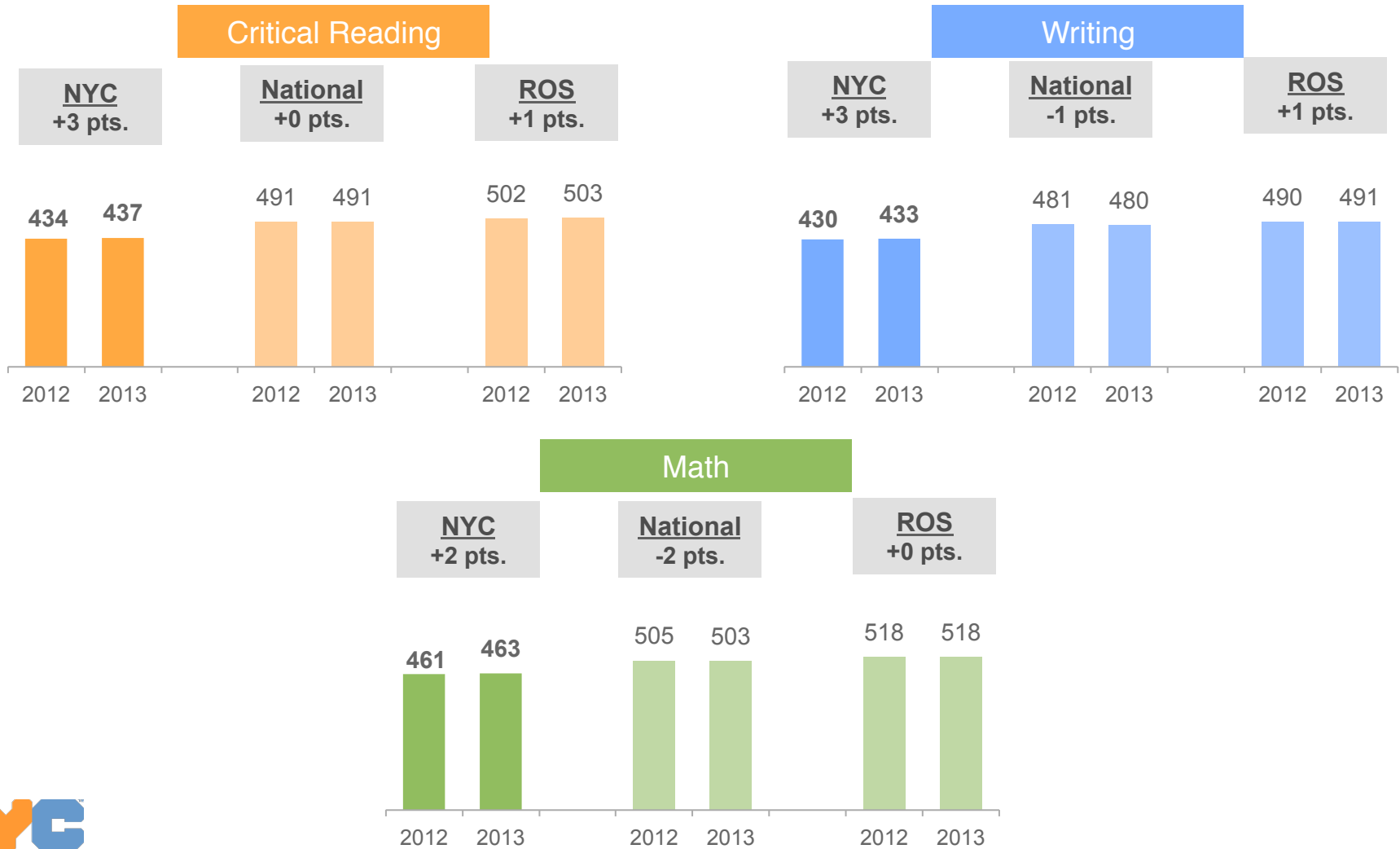
NYC SAT, AP & PSAT Results 2013

Since 2002, the Number of High School Seniors Taking the SAT Has Increased Dramatically



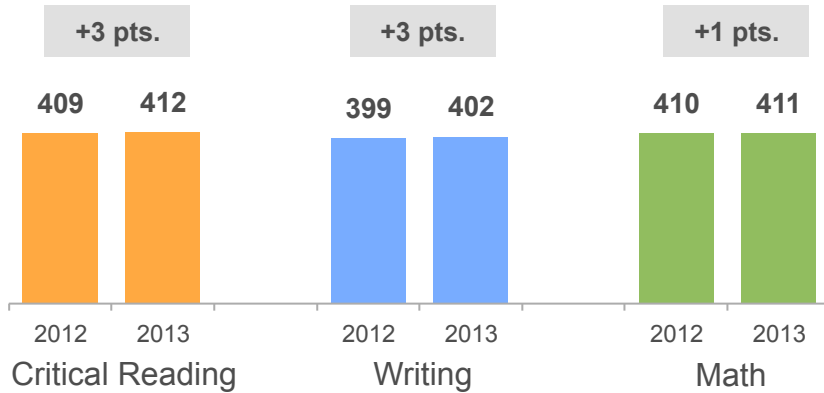
Data reported are from the College Board's 2013 NYC District Integrated Summary. College Board updates their historic data annually to adjust for revised data on students. HS seniors are students that identify themselves as such on the SAT Questionnaire when they register for the exam. In 2011, the College Board enhanced the registration process and, as a result, the percentage of students reported in the classes of 2011 through 2013 has increased.

In the Last Year, NYC Saw Gains in All SAT Subjects, While the Nation Stayed Flat or Declined

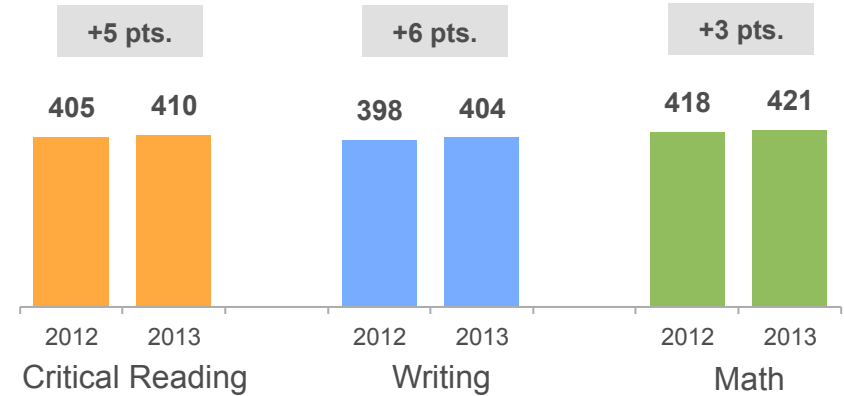


Performance on the SAT Has Increased for All Ethnicities

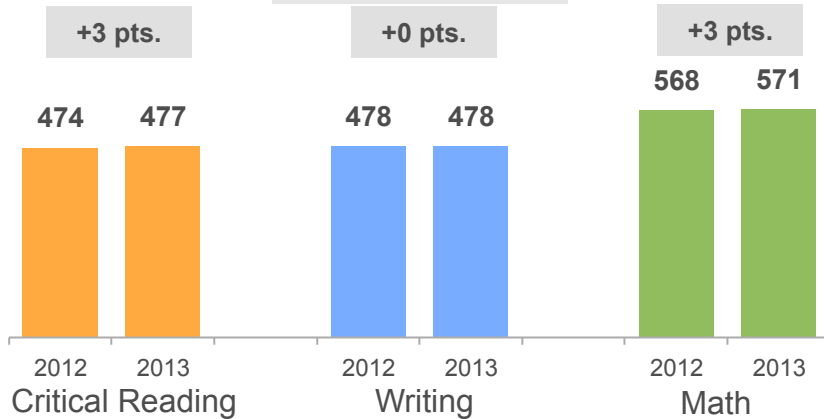
Black Students



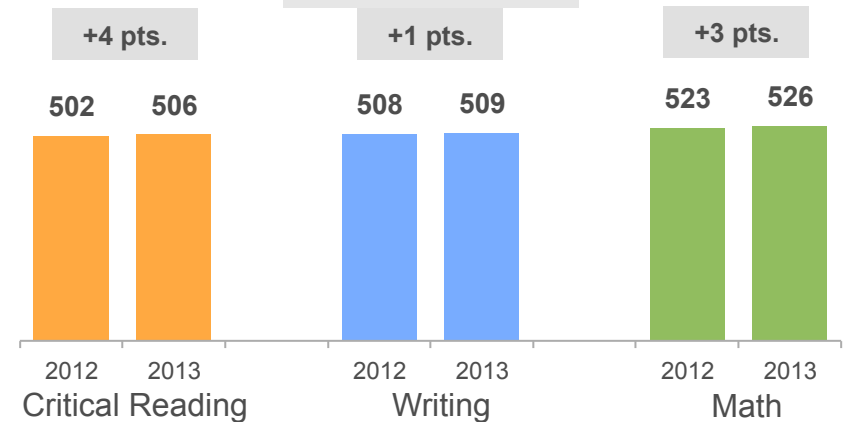
Hispanic Students



Asian Students



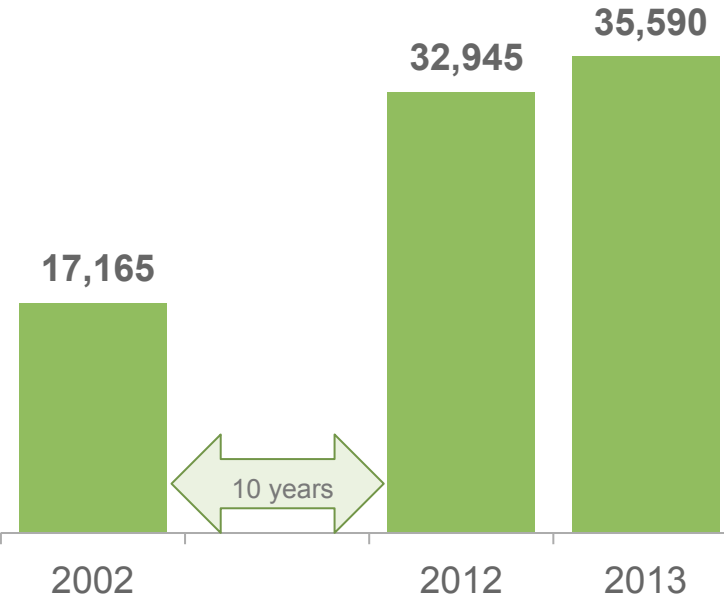
White Students



Since 2002, the Number of Students Participating in and Passing AP Exams Has Doubled and Continued to Increase in the Last Year

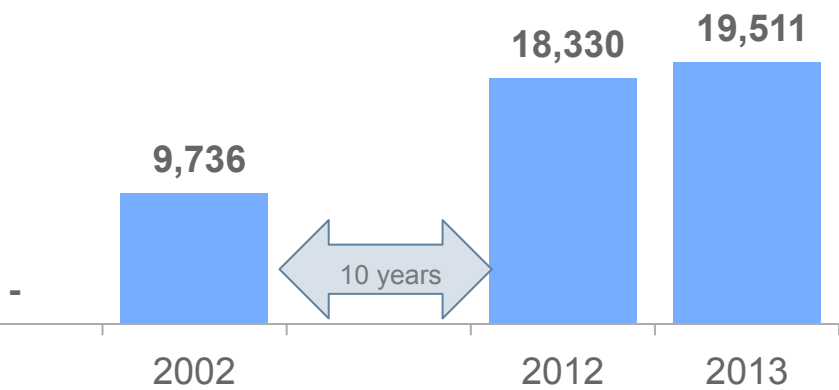
Number of Students Taking At Least 1 AP Exam

2012-2013 Change: **+8.0%**
 2002-2013 Change: **+107.3%**



Number of Students Passing At Least 1 AP Exam

2012-2013 Change: **+6.4%**
 2002-2013 Change: **+100.4%**



Student Participation and the Number of Students Passing AP Exams has Increased Across All Ethnicities

	# of Students <u>Taking One or More AP Exams</u>			% Increase	
	2002	2012	2013	2002-2013	2012-2013
Asian	4,655	10,064	10,743	130.8	6.7
Black	2,446	4,948	5,597	128.8	13.1
Hispanic	3,679	8,357	9,746	164.9	16.6
White	4,552	5,847	6,285	38.1	7.5
Total*	17,165	32,945	35,590	107.3	8.0

	# of Students <u>Passing with 3 or Higher on AP Exams</u>			% Increase	
	2002	2012	2013	2012-2013	2012-2013
Asian	3,011	6,983	7,585	151.9	8.6
Black	722	1,566	1,694	134.6	8.2
Hispanic	2,251	4,074	4,540	101.7	11.4
White	2,854	3,969	4,209	47.4	6.0
Total*	9,736	18,330	19,511	100.4	6.4

PSAT Performance Increased in All Three Subjects

Since 2007, the PSAT has been offered for free for all Sophomores and Juniors. Participation has remained relatively steady since then with 114,193 participating in 2013.

