

Fact Sheet: ICE Enforcement in New York City

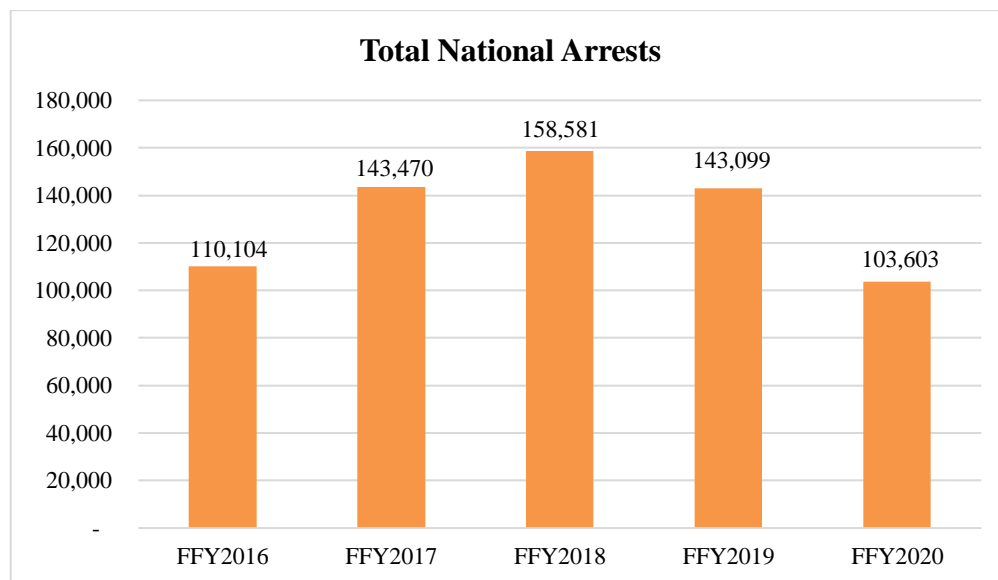
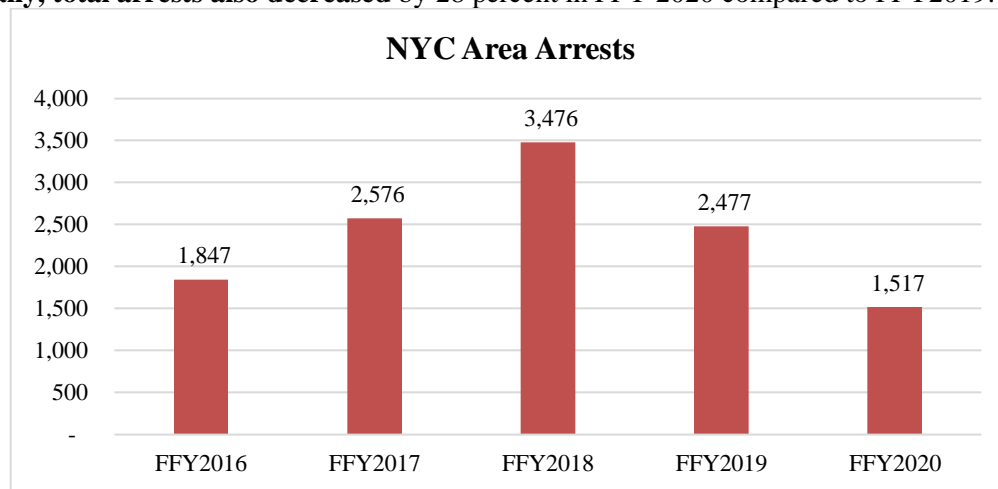
Updated January 2021

This fact sheet presents the New York City Mayor's Office of Immigrant Affairs' analysis of Immigration and Customs Enforcement's (ICE) data¹ for Federal Fiscal Year 2020 (FFY 2020 which spans October 1, 2019 to September 30, 2020) on immigration enforcement activity in the NYC Area of Responsibility² ("NYC area").

Note: This snapshot only looks at data regarding ICE enforcement in the form of new arrests and does not address ICE's management of ongoing civil immigration detention during the COVID-19 pandemic.³ All ICE arrest data here refer to civil immigration arrests.

ICE Arrests:

- **NYC area arrests.** In FFY 2020, ICE's total number of arrests showed a noticeable decline compared to previous years in the Trump Administration (about 40 percent compared to FFY 2019).
- **Nationally, total arrests also decreased** by 28 percent in FFY 2020 compared to FFY2019.



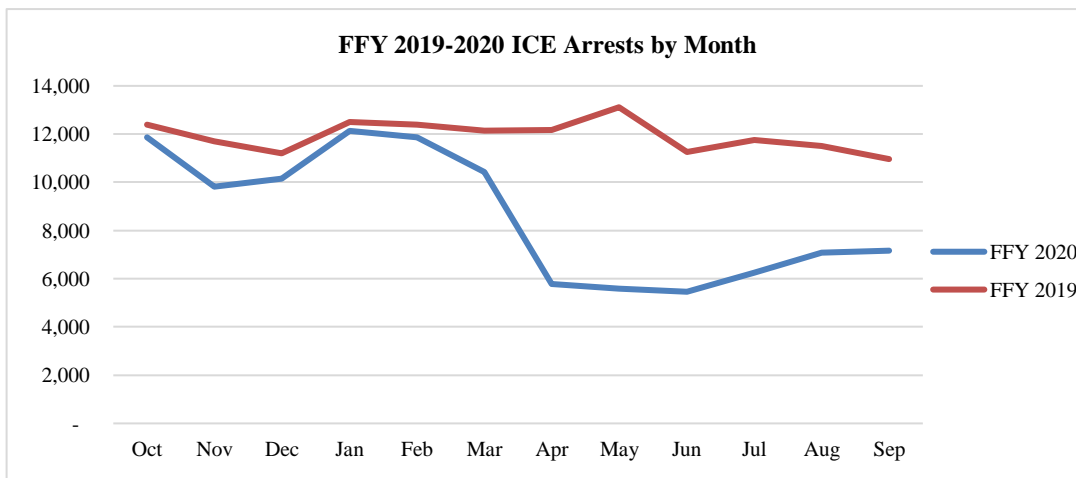
¹ Unless otherwise noted, data analyzed in this memo is official data of ICE – Enforcement and Removal Operations (ERO) available at <https://www.ice.gov/sites/default/files/documents/Report/2019/ero-fy19-localstatistics.pdf>.

² The ICE NYC Area of Responsibility (AOR) comprises the five boroughs of New York City, plus Dutchess, Nassau, Putnam, Suffolk, Sullivan, Orange, Rockland, Ulster, and Westchester counties. NYC non-citizen residents account for nearly 80% of the non-citizen residents in this AOR. 2018 1-Year American Community Survey Public Use Microdata Samples.

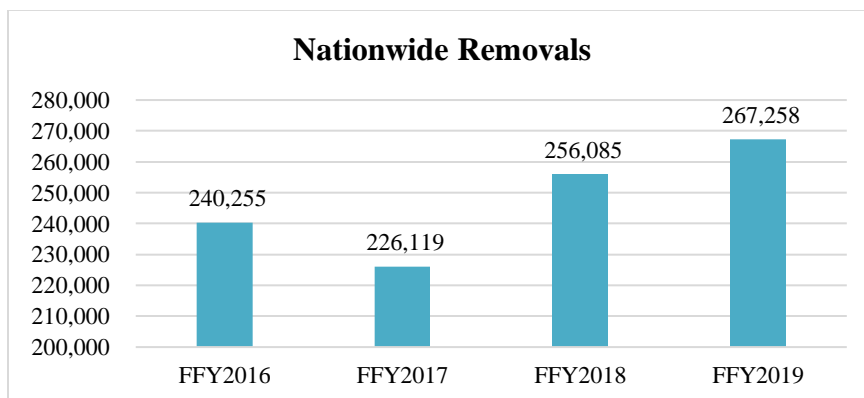
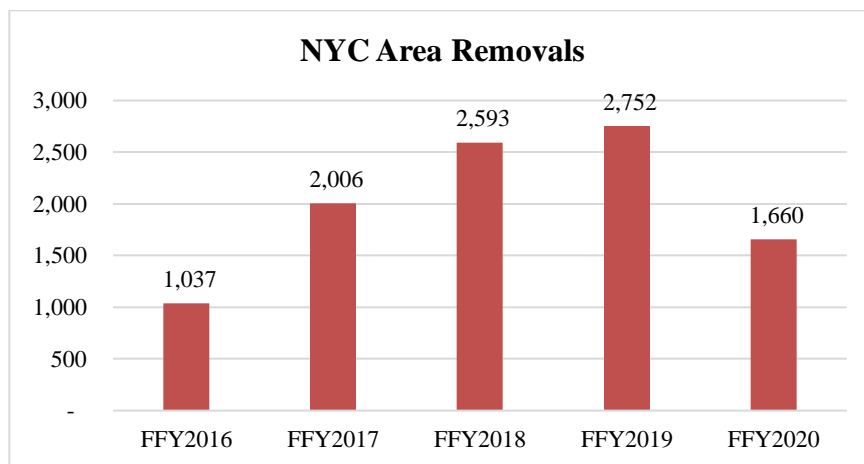
³ See ICE's COVID-19 detention data here: <https://www.ice.gov/coronavirus>.

COVID-19 impacts: Declines in FFY 2020 arrests is partially attributed to the COVID-19 pandemic, which has forced many government agencies, including ICE ERO to shift workforce and operations virtually in 2020, as well as to adjust its enforcement priorities.⁴

- Between March, when the first case of COVID-19 was confirmed in New York,⁵ and April, when the number of confirmed cases in New York reached higher than most countries outside the U.S.,⁶ arrests in NYC fell by over 80 percent. Nationally, ICE arrests fell 45 percent during the same period. In comparison, in FFY 2019, arrest levels remained relatively consistent during these months.



ICE Removals: The total number of removals has fallen sharply in NYC and nationally from FFY 2019. In the NYC area, FFY20 ICE removals fell by 40 percent compared to the previous year, FFY 2019. Nationally, removals declined by nearly a third (-30 percent) in FFY20 compared to FFY 2019.



⁴ See more information in ICE ERO FY2020 report here: <https://www.ice.gov/doclib/news/library/reports/annual-report/eroReportFY2020.pdf> and <https://www.ice.gov/coronavirus>.

⁵ <https://www.nytimes.com/2020/03/01/nyregion/new-york-coronavirus-confirmed.html>

⁶ <https://www.cnn.com/2020/04/10/new-york-state-now-has-more-coronavirus-cases-than-any-country-outside-the-us.html>