



# HPD Budget Overview

Office of Finance & Administration

Fiscal Year 2024 Adopted Financial Plan



## Back to Basics

### Budget consists of three interconnected parts

#### **Revenue:** Estimates of city and non-city funding

- City funds: Taxes, user charges and fees, fines and penalties
- Non-city funds: Federal and state aid, private grants

#### **Expense:** Funds day-to-day operations

- Personal Services (PS): Wages, salaries, fringe benefits
- Other Than Personal Services (OTPS): Administrative, program, and contract costs

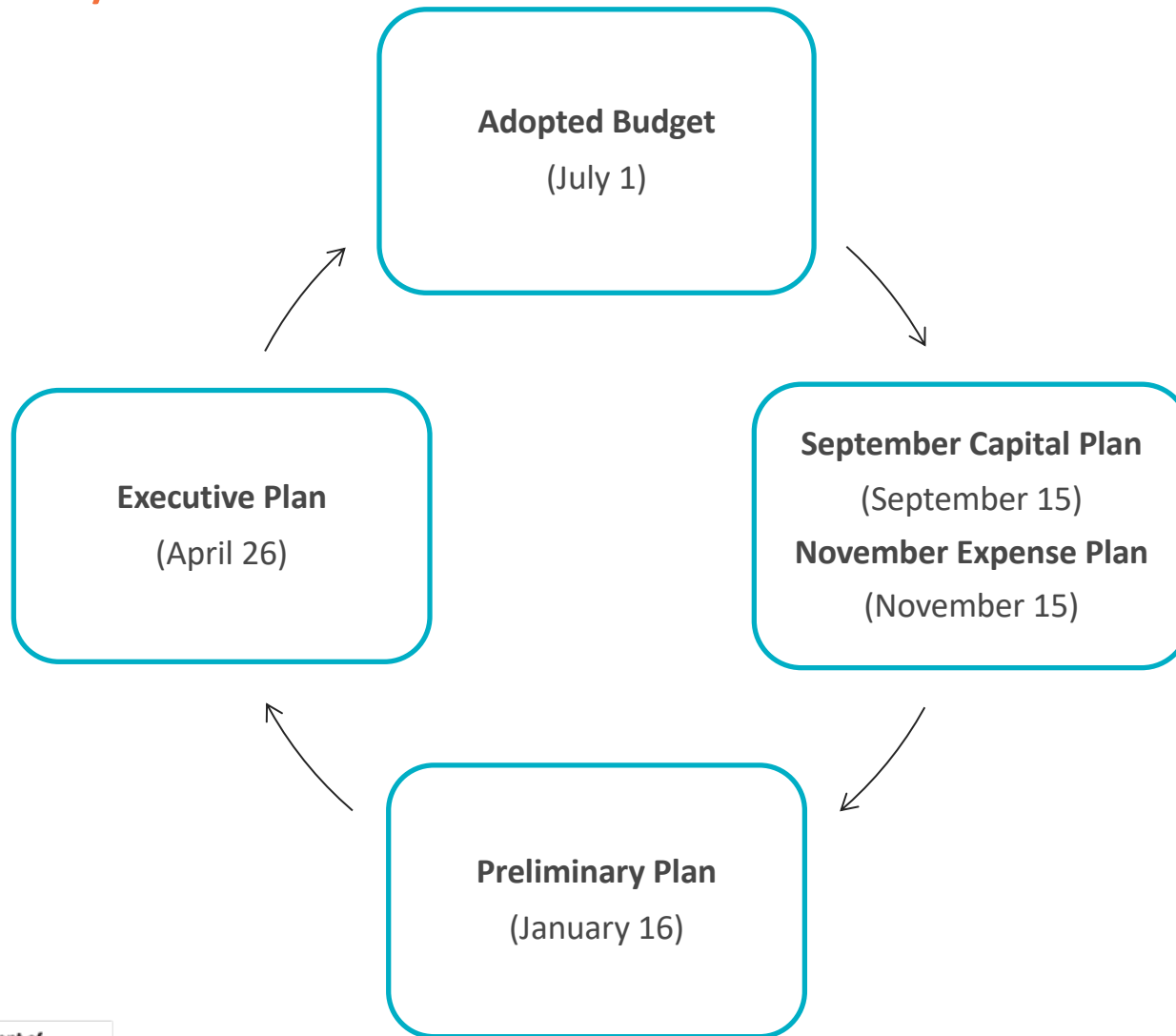
#### **Capital:** Funds long-term improvements and asset purchases

- Backed by issuance of general obligation and revenue bonds, repaid as debt service
- HPD uses capital to fund loan programs (*e.g.*, ELLA, SARA, PLP, Mix & Match), which support the new construction and preservation of affordable housing



# City Budget Overview

## The budget cycle





# FY2024 Expense Budget

HPD administers some funding for NYCHA

**FY2024 Adopted Budget**  
**\$1.413 Billion**

**\$1.147 billion**



**Department of Housing Preservation & Development**

**\$265.7 million**



**NEW YORK CITY HOUSING AUTHORITY**



# Funding Sources

## City funds

### **City Tax Levy (TL)**

Funding from the city's tax base and other miscellaneous revenues

### **Inter-Fund Agreement (IFA)**

Reimbursements to the general fund from the capital fund for certain capitably-eligible project costs, such as staff salaries and overhead

### **Intra-City (IC)**

Funding shifted between agencies for intra-city purchases



# Funding Sources

## State & other categorical grants

### Other Categorical (OC)

Funding resources from private sources, including public benefit corporations and other quasi-governmental entities

### State (ST)

Grant funding from New York State



# Funding Sources

## Federal grants

### **Community Development Block Grant (CD)**

Wide-ranging funds for code enforcement, lead abatement, Emergency Repair Program (ERP), Certification of No Harassment (CONH), Housing & Vacancy Survey, and other community-centered programs within qualifying city census tracts

### **Disaster Recovery (DR)**

A specific type of CD funding, most recently used for costs associated with Hurricane Sandy and Hurricane Ida

### **HOME (HO)**

Formula block grant for affordable housing, currently used for first-time homebuyer down-payment assistance, tenant-based rental assistance, and within the capital budget for special needs housing

### **Other Federal (FED)**

Funding from other HUD and federal grant programs, including supplemental grant appropriations related to the COVID-19 pandemic

### **Section 8 (S8) and Shelter Plus Care (SPC)**

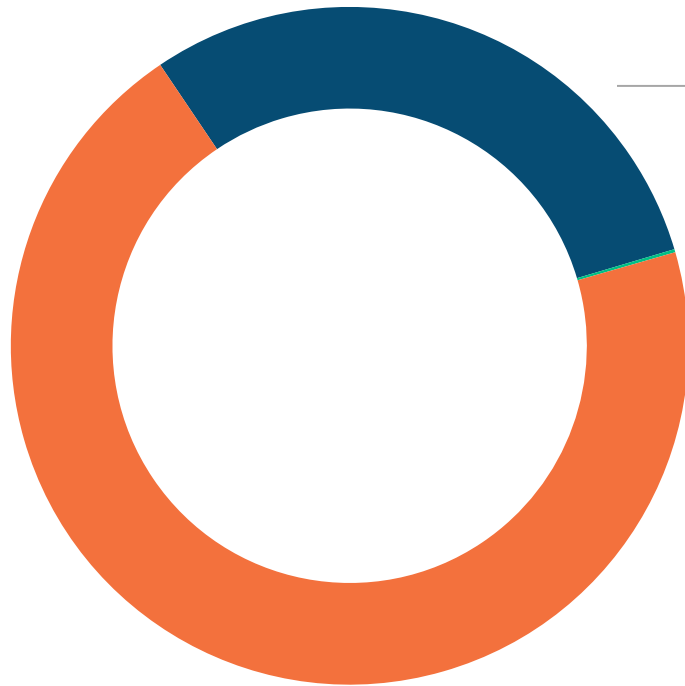
Rental housing assistance payments and program administration



# FY2024 Expense Budget

HPD relies heavily on federal grants

HPD Programs & Operations  
FY2024: \$1.147 billion



## City Funds

\$324 million / 29%

## State & Other Funds

\$2 million / <1%

## Federal Funds

\$803 million / 71%

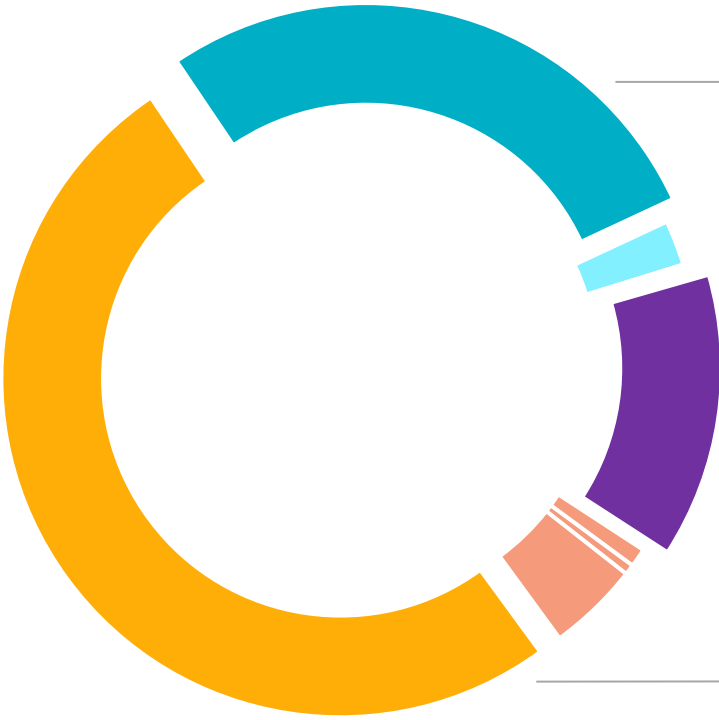




# FY2024 Expense Budget

Driven by three major funding sources

**HPD Programs & Operations**  
FY2024: \$1.147 billion



**City Tax Levy**  
\$315 million / 28%

**Community Development Block Grant**  
\$156 million / 14%

**Section 8 Rental Assistance**  
\$580 million / 51%

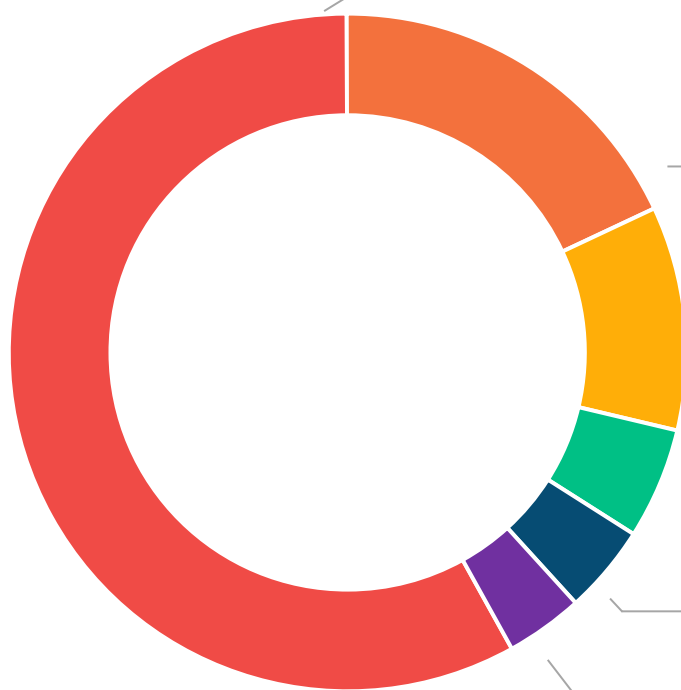


# FY2024 Expense Budget

Programs align with eligible funding sources

## HPD Programs & Operations

FY2024: \$1.147 billion



### Rental Assistance Programs

\$665 million / 58% / 415 Positions

### Asset & Property Management

\$207 million / 18% / 177 Positions

### Enforcement Programs

\$123 million / 11% / 1,048 Positions

### Administration

\$61 million / 5% / 515 HC

### Development

\$49 million / 4% / 360 HC

### Planning, Policy & Strategy

\$42 million / 4% / 149 HC



# Expense Budget Planning

## Filling in the funding gaps

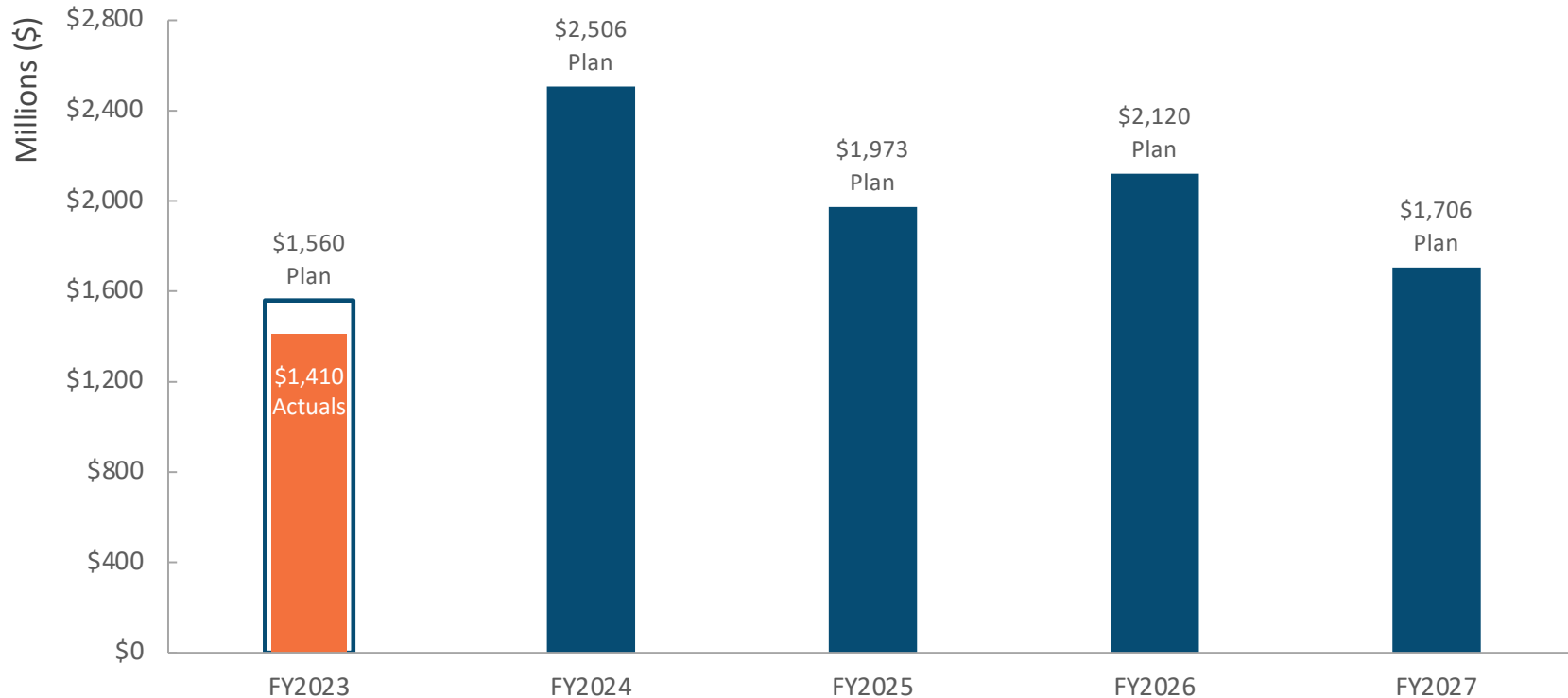
- Since the majority of HPD's expense budget consists of federal grants, annual funding allocations are based on amounts appropriated by the Congress
- Most grant funding comes in the form of rental assistance payments (*e.g.*, Section 8 Housing Choice Voucher), which HPD passes along to eligible tenants and owners
- The remainder consists of block grants that must be used to support specific objectives such as code enforcement, emergency repairs, tenant anti-harassment, or homebuyer downpayment assistance
- The city's tax levy is used for administration and to fill gaps in programs and services that are not eligible for federal grant reimbursement or require a local matching contribution
- These constraints mean HPD must be creative when designing and implementing new programs and services



# FY2024 Capital Commitment Plan

## Multi-year investment in affordable housing

HPD FY2024 Executive Capital Commitment Plan  
FY2023 Actuals; FY2024–2027 Plan  
*figures in millions (\$)*



**Note:** Uncommitted capital funding rolls year-to-year; includes NYCHA PACT pass-through



# FY2024 Capital Commitment Plan

## Sources of capital funding

**Mayoral:** Allocated by the Mayor, in conjunction with OMB, based on HPD's development pipeline

**Reso A:** Discretionary awards by the City Council and Borough Presidents to specific projects for a particular scope of work

**HOME:** Formula block grant awarded by HUD for a wide range of affordable housing purposes; used by HPD for senior housing



# FY2024 Capital Commitment Plan

## Driven by development pipeline

### Capital funding levels are set by program term sheet

- Allocated citywide, not by specific geography
- Driven by project readiness

### Funding is tied to specific projects in pipeline

- Private development proposals
- Public-site disposition Requests for Proposals (RFPs)

### Most projects come from private sponsors

- <10% of unit starts from 2014–2022 were associated with publicly-owned land



# FY2024 Capital Commitment Plan

Driven by development pipeline

## HPD FY2024 Executive Capital Commitment Plan

FY2023 Actuals; FY2024–2027 Plan

figures in thousands (\$)

Source	Actuals		Plan		
	FY2023	FY2024	FY2025	FY2026	FY2027
Mayoral	\$ 1,209,646	\$ 1,933,458	\$ 1,421,859	\$ 1,535,270	\$ 1,665,528
HOME	\$ 60,284	\$ 40,000	\$ 40,000	\$ 40,000	\$ 40,000
Reso A	\$ 40,972	\$ 92,311	\$ 81,802	\$ -	\$ -
NYCHA PACT	\$ 100,000	\$ 440,370	\$ 429,445	\$ 544,841	\$ -
<b>Total</b>	<b>\$ 1,410,903</b>	<b>\$ 2,506,139</b>	<b>\$ 1,973,106</b>	<b>\$ 2,120,111</b>	<b>\$ 1,705,528</b>

Use	Actuals		Plan		
	FY2023	FY2024	FY2025	FY2026	FY2027
New Construction	\$ 858,834	\$ 916,696	\$ 522,449	\$ 575,532	\$ 610,836
Special Needs Housing	\$ 199,806	\$ 250,492	\$ 441,315	\$ 373,544	\$ 423,207
Preservation	\$ 188,131	\$ 722,761	\$ 442,633	\$ 501,506	\$ 492,483
Property Disposition	\$ 37,003	\$ 82,282	\$ 78,941	\$ 79,149	\$ 66,309
Other Housing Support	\$ 27,128	\$ 93,538	\$ 58,323	\$ 45,539	\$ 112,693
NYCHA PACT	\$ 100,000	\$ 440,370	\$ 429,445	\$ 544,841	\$ -
<b>Total</b>	<b>\$ 1,410,903</b>	<b>\$ 2,506,139</b>	<b>\$ 1,973,106</b>	<b>\$ 2,120,111</b>	<b>\$ 1,705,528</b>

*Note: Uncommitted capital funding rolls year-to-year; excludes NYCHA PACT pass-through*



## Q&A

**Thank You!**

**Questions?**