



YHDP Round 4/5  
Community Call #13  
October 12th, 2022

# Agenda for Call

1. Welcome and Introductions
2. HUD Q&A
3. YHDP & HMIS
4. Close out

D  
R  
I  
O  
N  
P  
A  
S  
S  
I  
O  
N  
N  
D  
V  
E



# Welcome R4/5 Communities!


- Atlanta
- Charlotte County
- Chattanooga/Southeast Tennessee
- Dayton, Kettering/Montgomery County
- Detroit
- Eugene, Springfield/Lane County
- Fort Worth, Arlington/Tarrant County
- Houston, Pasadena, Conroe/Harris, Fort Bend, Montgomery
- Ithaca/Tompkins County
- Lincoln
- Los Angeles City & County
- Madison/Dane County
- Manchester
- Massachusetts Balance of State
- Memphis/Shelby County
- Minneapolis/Hennepin County
- New Hampshire Balance of State
- New York City
- North Dakota Statewide
- Oakland, Berkeley/Alameda County
- Oklahoma City
- Poughkeepsie/Dutchess County
- Rhode Island Statewide
- Salem/Marion, Polk Counties
- Salinas/Monterey, San Benito Counties
- San Jose/Santa Clara City & County
- South Dakota Statewide
- Spokane City & County
- Virginia Balance of State
- West Virginia Balance of State
- Western Pennsylvania
- Wheeling, Weirton Area
- Wisconsin Balance of State



## Check in

Name, Pronouns, a joyful memory of our time together in YHDP

# Q & A with HUD



# YHDP & HMIS

The Partnership Center

# Introductions

- ▶ Becca Elliott (she/her), [belliott@partnershipcenter.net](mailto:belliott@partnershipcenter.net)
- ▶ Meradith Alspaugh (she/her), [malspaugh@partnershipcenter.net](mailto:malspaugh@partnershipcenter.net)
- ▶ Danielle Humes (she/her), [dhumes@partnershipcenter.net](mailto:dhumes@partnershipcenter.net)



# Where you've been, where you are, where you're going



You are here

# HMIS & YHDP



Data in HMIS is one of the ways to measure the core outcomes from USICH for addressing youth homelessness

Stable Housing  
Permanent Connections  
Education/Employment  
Social-emotional well being



Collecting accurate data in HMIS is pivotal to understanding what types of activities positively impact youth homelessness

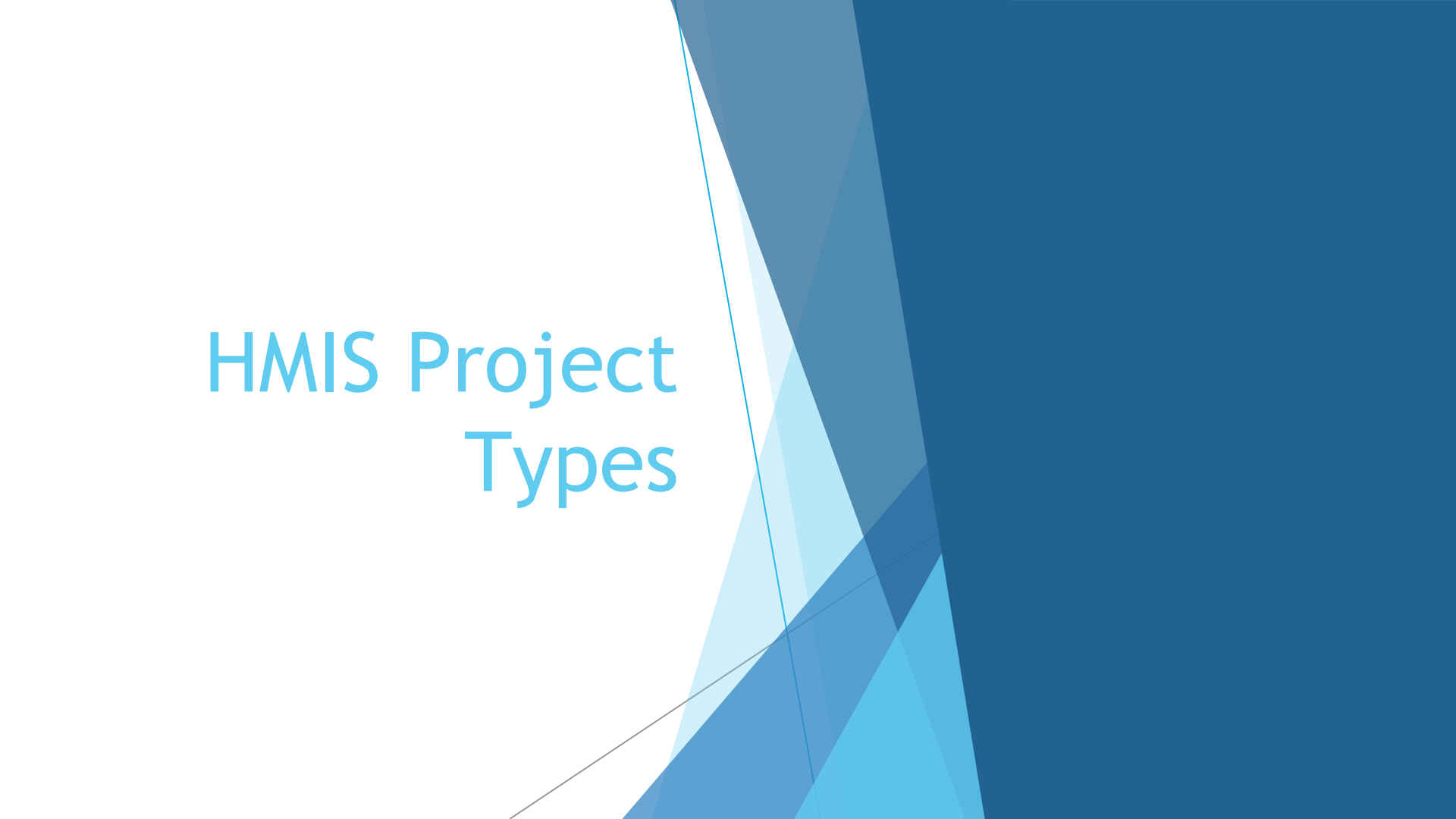


- ▶ Homeless Management Information System
- ▶ Locally administered, electronic data collection
- ▶ Used to record and analyze data about clients, service and housing for individuals and families who are homeless or at risk of homelessness
- ▶ HUD developed with federal partners

## What is the HMIS?

# How is HMIS data used in Federal Reporting

- ▶ Quarterly and Annual Reporting-Project-level data. Primarily looking at housing, education, and income outcomes as well as financials
- ▶ System Performance Measures-System-level data used for the Annual Homelessness Assessment Report (AHAR) which provides congress with a national picture of homelessness. Can also be used by communities to evaluate their system. Looks at how households move through the system
- ▶ Longitudinal System Analysis-System-level data similar to LSA but looks at how individuals move through the system, summary and year-to-year comparison of system wide counts, averages, and medians related to areas of performance

The background features a series of overlapping, semi-transparent blue geometric shapes, primarily triangles and trapezoids, that create a sense of depth and movement. The colors range from a light, airy blue to a deep, rich navy blue. The shapes are layered, with some appearing to be in front of others, creating a complex, layered effect. The overall composition is clean and modern, typical of a professional presentation slide.

# HMIS Project Types

# Why is project typing important?

- ▶ Outcomes matter!
- ▶ Measurable outcomes are important in showing which projects and activities are most effective at addressing youth homelessness
- ▶ Project type determines what data will be collected and how the project will be evaluated
- ▶ [YHDP HMIS Manual](#)
- ▶ The project type you applied for in esnaps must align with the project type set up in HMIS.

# YHDP Project Types



**Transitional Housing:** Temporary housing with supportive services



**Permanent Housing:** By definition, must be permanent

Rapid Re-Housing  
Permanent Supportive Housing



**Joint Transitional & Rapid Re-Housing**

Two *separate* projects in HMIS that are meant to operate together. More information about setting up a Joint Project can be found on the [HUD Exchange](#).



**Services Only**

Street Outreach  
Coordinated Entry  
Standalone Supportive Services

# Project Type Models

- ▶ YHDP has different types of project models. Some are only permitted under one type of project, but others can be funded under different types depending on their goals and desired outcomes

Activity or model	Project Types
Shared Housing	Transitional Housing (TH): When placed in TH the housing is intended to be a shorter-term duration and not permanent.
	Rapid Re-Housing (RRH): When placed in RRH, the housing is intended to be permanent, and the youth will reside there after any subsidy stops.
Host Homes	Standalone Supportive Services
Diversion, Problem Solving, Rapid Resolution	RRH: If housing assistance funds are included
	Joint Component TH/RRH: If housing assistance funds are included
	Standalone Supportive Services: If no housing assistance funds



# Required Data Collection

# General Data Collection

## Collection Point

- At occurrence
- Project Start
- Project Exit
- Annual Assessment
- Update

## Data Collected About

- Head of Household/Primary Client/Eligible Individual
- Adults
- All clients



# Universal Data Elements (UDE): All Projects

- Name
- SSN
- DOB
- Race
- Ethnicity
- Gender
- Veteran Status
- Disabling Condition
- Project Start Date
- Project Exit Date
- Destination
- Relationship to Head of Household
- Client Location
- Housing move-in date (PH only)
- Prior Living Situation

## Relationship to Head of Household

- ▶ In a household of a single individual, that person must be identified as the head of household.
  - ▶ To be eligible for YHDP, the youth must be *unaccompanied* (no parent or guardian)
- ▶ Where two or more people under age 18 present at a project together (where none of the people presenting are the child of the client being served by a project), each person should be entered as their own record in their own household.
- ▶ If the head of household leaves the project while other household members remain, another member of the household currently participating in the project must be designated as the head of household.

# Common Data Element: *Most* projects

- Income and Sources
- Non-Cash Benefits
- Health Insurance
- Physical Disability
- Developmental Disability
- Chronic Health Condition
- HIV/AIDS
- Mental Health Disorder
- Substance Use Disorder
- Domestic Violence
- Current Living Situation
- Date of Engagement
- Bed-night date
- Coordinated Entry Assessment
- Coordinated Entry Event

# Required Data Collection by Project Type

Data Element	Project Type
Current Living Situation	Street Outreach, Coordinated Entry, and projects serving clients who meet the Category 2 or Category 3* definition of homelessness
Date of Engagement	Street Outreach
Coordinated Entry Assessment and Events	SSO-CE projects are required to collect Coordinated Entry Assessments and Coordinated Entry events. CE projects are not required to collect many of the common data elements, such as information about income or disability. Other projects may collect depending on CE system.
Housing Move-in Date	Permanent Housing Projects

# YHDP Specific Data Collection

C3: Youth  
Education Status  
(Project  
Start/Project Exit)

R3: Sexual  
Orientation  
(Project Start)

# Optional Data Collection

The background of the slide features abstract, overlapping geometric shapes in various shades of blue, ranging from light sky blue to deep navy blue. These shapes are primarily located on the right side of the slide, creating a modern, layered effect against the white background.

## RHY Elements

- Communities should review their outcomes and indicators to determine if any of the additional RHY elements would be appropriate measures for project evaluation and CQI.
- The RHY Service Connections element may be useful for an SSO project that is looking to assist youth in connecting to a variety of resources.
- The Health elements may not make sense for projects which have limited interactions with clients during a short period of time

## Custom Elements

- Depends on system
- The addition of custom elements may require custom reports

No element should be added with out a clear plan for its use

# Optional Elements

# RHY Elements

Number	Element	Included in YHDP Supplemental CSV and Recommended for YHDP projects
R1	Referral Source	
R2	RHY: BCP Status	
R3	Sexual Orientation	X (Required for all YHDP)
R4	Last Grade Completed	
R5	School Status	*
R6	Employment Status	
R7	General Health Status	X
R8	Dental Health Status	X
R9	Mental Health Status	X
R10	Pregnancy Status	X
R11	Formerly a Ward of Child Welfare/Foster Care Agency	X
R12	Formerly a Ward of Juvenile Justice System	X
R13	Family Critical Issues	
R14	RHY Service Connections	
R15	Commercial Sexual Exploitation/Sex Trafficking	
R16	Labor Trafficking	
R17	Project Completion Status	X
R18	Counseling	
R19	Safe and Appropriate Exit	X
R20	Aftercare	



# Reporting from HMIS

The background features a series of overlapping, semi-transparent blue geometric shapes, including triangles and polygons, that create a dynamic, layered effect. The colors range from light sky blue to a deep, dark navy blue. The shapes are primarily concentrated on the right side of the frame, with some extending towards the center.

# YHDP APR/QPR

- ▶ Reporting timeline
  - ▶ APR: Cover the grant operating year. Due within 90 days from end of grant operating year
  - ▶ QPR: Follow federal fiscal quarters. Due within 30 days of the end of the fiscal quarter.
- ▶ Two CSVs are required
  - ▶ APR CSV report
  - ▶ Hashed HMIS CSV (sometimes called the RHYHMIS)
- ▶ YHDP Supplemental Reporting Tool
  - ▶ Uses the Hashed HMIS CSV
  - ▶ Contains demographics and RHY elements
  - ▶ Aggregates data-intersectional
  - ▶ All projects except for CE, HMIS, & Planning

	Search this chart For the number of youth who meet both criteria:		Counts for all youth in project																				Only counts for youth "project leavers"														
	Select one: Total	Select one: Total	Total	White	Black or African American	Asian	American Indian or Alaska Native	Native Hawaiian or Other Pacific Islander	Multiple Races	Youth of Color	Hispanic	All Hispanic + Youth of Color (un duplicated)	Male	Female	Gender diverse	LGBTQ*	LGBTQ (un duplicated)*	Minor (under 18)	Parenting	Pregnant*	Child welfare involvement*	History of juvenile justice involvement*	Completed Project*	Voluntarily left*	Expelled or otherwise discharged*	Exit to permanent housing	Safe exit destination (as determined by client)*	Safe exit destination (as determined by worker)*	Permanent connections at exit*	Positive School Status*	Improved composite score for mental health, general health, dental health*	Increased income	Earned income at exit	All project leavers			
Counts for all youth in project	Total		47	3	2	1	1	1	26	31	10	32	4	3	30	21	34	1	1	1	2	2	38	3	6	17	11	11	23	46	13	2	3	47			
	White		3								1	1	1	1	1	2	0	0	0	0	0	0	3	0	0	1	1	1	1	3	0	0	1	3			
	Black or African American		2						2	2	0	0	1	1	1	1	0	0	0	0	0	0	2	0	0	2	0	1	2	2	0	0	0	2			
	Asian		1						1	1	0	0	0	0	0	0	0	0	0	0	0	0	1	0	0	0	0	1	1	1	0	0	1	0			
	American Indian or Alaska Native		1						1	0	1	0	0	1	0	1	0	0	0	0	0	0	1	0	0	0	0	0	0	0	1	0	0	0	1		
	Native Hawaiian or Other Pacific Islander		1						1	0	1	0	0	1	0	1	0	0	0	0	0	0	1	0	0	0	0	0	1	1	0	0	0	0	1		
	Multiple Races		26						26	7	26	3	1	21	15	23	1	1	1	2	2	2	19	1	6	6	8	6	13	25	10	2	2	26			
	Youth of Color		31						26	7	26	3	1	21	15	23	1	1	1	2	2	2	24	1	6	6	8	6	13	25	10	2	2	31			
	Hispanic		10	1	1	1	0	0	7	9			1	1	7	4	9	0	0	1	1	1	9	0	1	4	3	2	6	10	4	1	1	10			
	All Hispanic + Youth of Color (un duplicated)		32	1	2	1	1	1	26	31			3	3	24	18	27	1	1	1	2	2	25	1	6	8	8	7	17	31	11	2	2	32			
	Male		4	1	0	0	0	0	3	3	1	3			2	2	0	0	0	0	0	0	2	1	1	2	3	3	4	1	0	0	4				
	Female		3	1	1	0	0	0	1	2	1	3			1	1	0	0	0	0	0	0	2	0	1	1	0	0	2	3	1	1	1	3			
	Gender diverse		30	1	1	0	1	1	21	24	7	24			17			1	1	1	2	2	24	2	4	8	8	17	29	9	1	2	30				
	LGBTQ*		21	1	1	0	1	1	15	17	4	18	2	1	17			1	1	1	1	1	16	1	4	7	4	5	10	21	7	0	0	21			
	LGBTQ (un duplicated)*		34	2	1	0	1	1	23	26	9	27	2	1				1	1	1	2	2	27	2	5	9	9	10	18	38	10	1	2	34			
	Minor (under 18)		1	0	0	0	0	0	1	1	0	1	0	0	1	1	1	0	0	0	0	0	1	0	0	0	0	0	0	0	1	0	0	1			
	Parenting		1	0	0	0	0	0	1	1	0	0	0	1	1	1	0	0	0	0	0	0	1	0	0	0	0	1	1	1	1	0	0	1			
	Pregnant*		1	0	0	0	0	0	1	1	1	1			0	1	1	0	0	0	0	0	0	0	0	1	1	1	0	0	1	1	0	0	1		
	Child welfare involvement*		2	0	0	0	0	0	2	2	1	2	0	0	2	1	2	0	0	0	0	0	2	2	0	0	0	1	0	2	2	1	1	2			
	History of juvenile justice involvement*		2	0	0	0	0	0	2	2	1	2	0	0	2	1	2	0	0	0	0	0	2	2	0	0	0	1	0	2	2	2	1	1	2		
Completed Project*		38	3	2	1	1	1	19	24	9	25	2	2	24	16	27	1	1	0	2	2					14	8	9	17	37	9	1	2				
Voluntarily left*		3	0	0	0	0	0	1	1	0	1	1	0	1	1	2	0	0	0	0	0					2	2	1	3	3	0	0	0				
Expelled or otherwise discharged*		6	0	0	0	0	0	6	6	1	6	1	1	4	4	5	0	0	1	0	0					1	1	1	5	5	4	1	1				
Exit to permanent housing		17	1	2	0	0	0	6	8	4	8	2	1	8	7	9	0	0	1	0	0	14	2	1		4	3	7	17	2	0	0					
Safe exit destination (as determined by client)*		11	1	0	0	0	0	8	8	3	8	3	0	8	4	9	0	1	1	1	1	8	2	1	4		7	8	11	3	1	1					
Safe exit destination (as determined by worker)*		11	1	1	0	0	0	6	7	2	7	3	0	8	5	10	0	0	0	0	0	9	1	1	3	7		8	11	3	0	0					
Permanent connections at exit*		23	1	2	1	0	1	13	17	6	17	3	2	17	10	18	0	1	0	2	2	17	3	3	7	8		22	10	2	2						
Positive School Status*		45	3	2	1	1	1	25	30	10	31	4	3	29	21	33	1	1	1	2	2	37	3	5	17	11	11	22		13	2	3					
Improved composite score for mental health, general health, dental health*		13	0	0	1	0	0	10	11	4	11	1	1	9	7	10	0	1	1	2	2	9	0	4	2	3	3	10	13		2	2					
Increased income		2	0	0	0	0	0	2	2	1	2	0	1	1	0	1	0	0	1	1	1	1	1	0	1	0	1	0	2	2	2	2	2				
Earned income at exit		3	1	0	0	0	0	2	2	1	2	0	1	2	0	1	0	0	1	1	1	2	0	1	0	1	0	2	3	2	2	2	2				
All project leavers		47	3	2	1	1	1	26	31	10	32	4	3	30	21	34	1	1	1	2	2																

Note: For definitions of terms used in this chart, as well as the HMIS Data Elements used to produce these data, see the Data Sources tab in this tool. Data collected from RHY Program Elements are marked with an asterisk (\*)

- ▶ **Interactive:** use for planning, evaluation, and to test assumptions
- ▶ **Collaborative:** view and learn from data in all YHDP communities
  - ▶ i.e. each reporting community and national aggregates about YDHP as a whole

# YHDP Collaborative Dashboard

YHDP Summary

→ Housing Outcomes

YHDP Supplemental Data

Financial Information

Education and Income

Equity

## Housing Outcomes

### Step 1

Look at data for the annual operating year starting in:

2018

### Step 2

Select a YHDP Community:

All YHDP Projects

### Step 3

Compare your data to:

Everyone Served by the CoC F

[Explain My Options](#)

[View Results](#)

You are Comparing: All YHDP Projects to Everyone Served by the CoC Program Nationally

### Positive Housing Outcomes

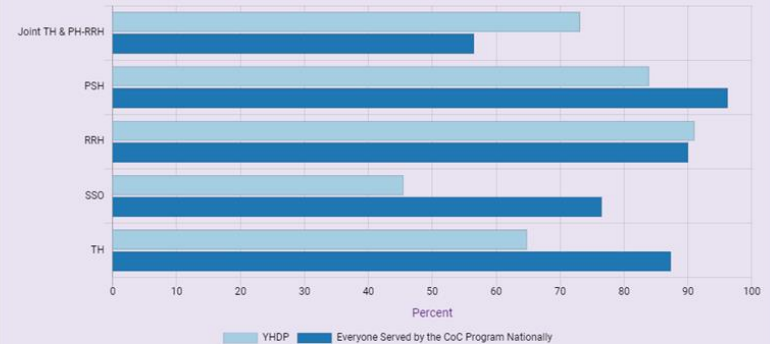
This chart shows positive housing outcomes, which are based on the exit destinations of all those leaving the project or for PH (PSH and RRH) remaining in the project, as reported in the APRs.

**Date Range:** You're viewing data from APRs submitted for reporting years that started in 2018.

**Projects Reporting:** You're comparing data from 39 YHDP grant(s) nationally to 383 grants covering Everyone Served by the CoC Program Nationally.

**More info:** Information shown here about the SSO Component type includes data from the SSO – Street Outreach and SSO – Services Only project types. The SSO-CE project type is not included. For Street Outreach projects positive destination also includes some temporary locations and all permanent destinations. For TH, exiting to a non-crisis Host Homes are also considered a positive outcome along with all permanent destinations. For all other projects, a positive exit destination is to permanent housing. For more detail, see the APR Programming Specifications, Appendix A.

### Positive Housing Outcomes (by Percent)



# YHDP Collaborative Dashboard

- ▶ Access is limited to YHDP and CoC persons from YHDP communities. This includes:
  - YHDP recipient or subrecipient provider agencies
  - Youth Action Board (YAB) members
  - HMIS lead staff
  - CoC staff and board
  - Other persons, as determined by CoC staff
- ▶ Requires a Sage account

Thanks!

# Wrap-Up and Next Steps

Next Round 4/5 Call is Scheduled for:  
Wednesday, November 9th at 3 pm ET

Are YAB members from your community attending this meeting?  
If not, please invite them!

It's also a great time to share this meeting series with your new  
project recipients!

Please send them the registration link to register in advance for the series!

<https://csh-org.zoom.us/meeting/register/tZckfuigpzqrGdJjn09iGHOLqzmxOyhNv3ph>

