



Environmental Control Board

A Division of the Office of Administrative Trials and Hearings



Quarterly Review for Board Members

(1Q CY2012)

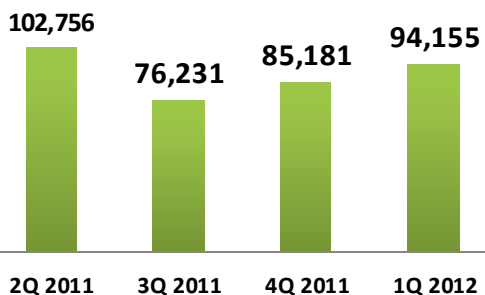
April 26, 2012

Violations Received by ECB

Trend from 2Q CY2011 to 1Q CY2012

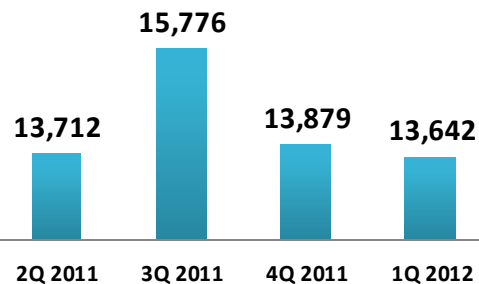
DSNY

11% Increase



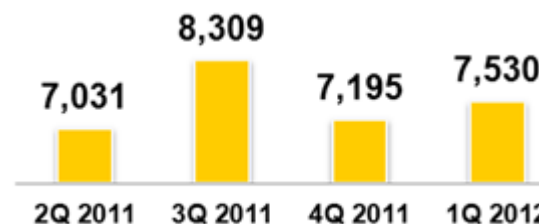
DOB

2% Decrease



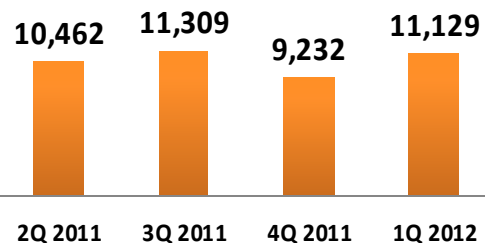
DOT

5% Increase



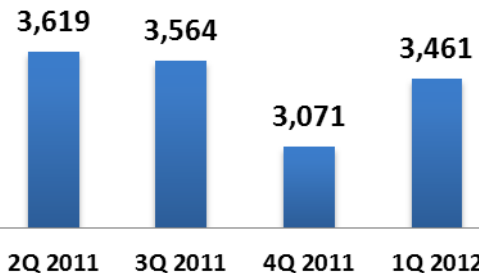
FDNY

21% Increase



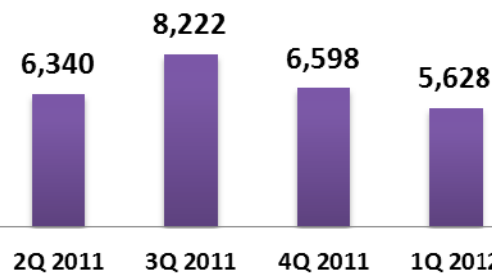
DEP

13% Increase



DOHMH

15% Decrease



*2Q CY2011(Apr-Jun 2011); 3Q CY2011 (Jul-Sept 2011); 4Q CY2011 (Oct-Dec 2011); 1Q CY2012 (Jan-Mar 2012); % = 4Q CY2011 vs 1Q CY2012

Violations Received by ECB

Trend from 2Q CY2011 to 1Q CY2012

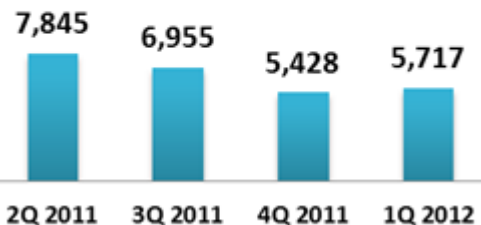
DPR

31% Decrease



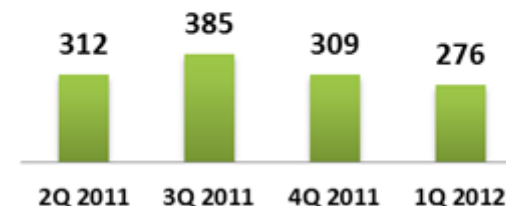
NYPD

5% Increase



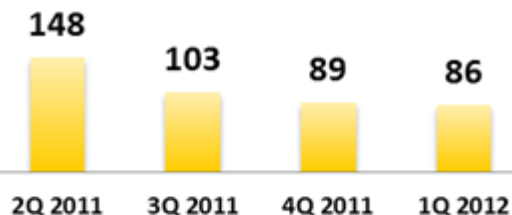
DOITT

11% Decrease



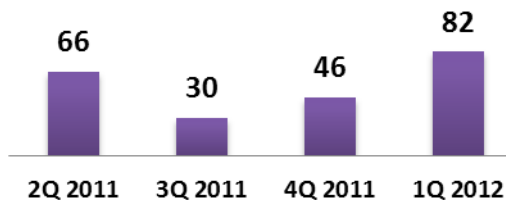
BIC

3% Decrease



LPC

78% Increase



| Agency Group | 4Q CY2011 vs 1Q 2012 |
|--------------|----------------------|
| DSNY | 11% |
| DOB | -2% |
| FDNY | 21% |
| DOT | 5% |
| NYPD | 5% |
| DOHMH | -15% |
| DEP | 13% |
| DPR | -31% |
| DOITT | -11% |
| BIC | -3% |
| LPC | 78% |

*2Q CY2011 (Apr-Jun 2011); 3Q CY2011 (Jul-Sept 2011); 4Q CY2011 (Oct-Dec 2011); 1Q CY2012 (Jan-Mar 2012); % = 4Q CY2011 vs 1Q CY2012

Violations Received by ECB Comparison

| Agency Group | 1Q CY2011 (Jan-Mar) | 1Q CY2012 (Jan-Mar) |
|-----------------------------------|---------------------------|---------------------------|
| DSNY | 52,930 | 94,155 |
| DOB | 14,290 | 13,642 |
| FDNY | 8,286 | 11,129 |
| DOT | 6,915 | 7,530 |
| NYPD | 6,170 | 5,717 |
| DOHMH | 4,304 | 5,628 |
| DEP | 3,386 | 3,461 |
| DPR | 1,411 | 1,373 |
| DOITT | 285 | 276 |
| BIC | 93 | 86 |
| LPC | 63 | 82 |
| Misc | 149 | 66 |
| Agency Code Missing or Invalid | 86 | 83 |
| Total | 98,368 | 143,228 |

Total Violations Heard

| Agency Group | 1Q CY2011 (Jan-Mar) | 1Q CY2012 (Jan-Mar) |
|--------------------------------|---------------------------|---------------------------|
| DSNY | 19,128 | 30,042 |
| DOB | 19,307 | 15,023 |
| FDNY | 3,009 | 4,294 |
| DOHMH | 1,587 | 3,250 |
| NYPD | 3,516 | 2,787 |
| DOT | 3,285 | 2,611 |
| DEP | 2,861 | 2,456 |
| DPR | 278 | 580 |
| DOITT | 427 | 503 |
| LPC | 55 | 32 |
| BIC | 14 | 23 |
| Misc | 597 | 342 |
| Agency Code Missing or Invalid | 34 | 26 |
| Total | 54,098 | 61,969 |

Decisions Rendered

| Agency Group | 1Q CY2011 (Jan-Mar) | 1Q CY2012 (Jan-Mar) |
|--------------------------------|------------------------|------------------------|
| DSNY | 21,027 | 16,564 |
| DOB | 10,014 | 8,049 |
| FDNY | 2,323 | 3,227 |
| DOHMH | 2,917 | 2,849 |
| NYPD | 3,393 | 2,542 |
| DOT | 1,972 | 1,946 |
| DEP | 1,994 | 1,607 |
| DPR | 304 | 547 |
| DOITT | 158 | 244 |
| LPC | 23 | 23 |
| BIC | 12 | 18 |
| Misc | 76 | 35 |
| Agency Code Missing or Invalid | 67 | 34 |
| Total | 44,280 | 37,686 |

Hearing to Decision

(Elapsed Time from Last Hearing to Decision Date)

1Q CY2012

| | 2Q CY2011 (Apr-Jun 2011) | 3Q CY2011 (Jul-Sept 2011) | 4Q CY2011 (Oct-Dec 2011) | 1Q CY2012 (Jan-Mar 2012) |
|------------|--------------------------------|---------------------------------|--------------------------------|--------------------------------|
| < 3 mo | 99.8% | 99.6% | 99.5% | 99.3% |
| 3 to 6 mo | 0.1% | 0.4% | 0.4% | 0.4% |
| 6 to 12 mo | 0.0% | 0.0% | 0.0% | 0.0% |
| > 12 mo | 0.1% | 0.0% | 0.1% | 0.2% |

| | 1Q CY2011 (Jan-Mar 2011) | 1Q CY2012 (Jan-Mar 2012) |
|------------|-----------------------------|-----------------------------|
| < 3 mo | 98.4% | 99.3% |
| 3 to 6 mo | 0.9% | 0.4% |
| 6 to 12 mo | 0.7% | 0.0% |
| > 12 mo | 0.1% | 0.2% |

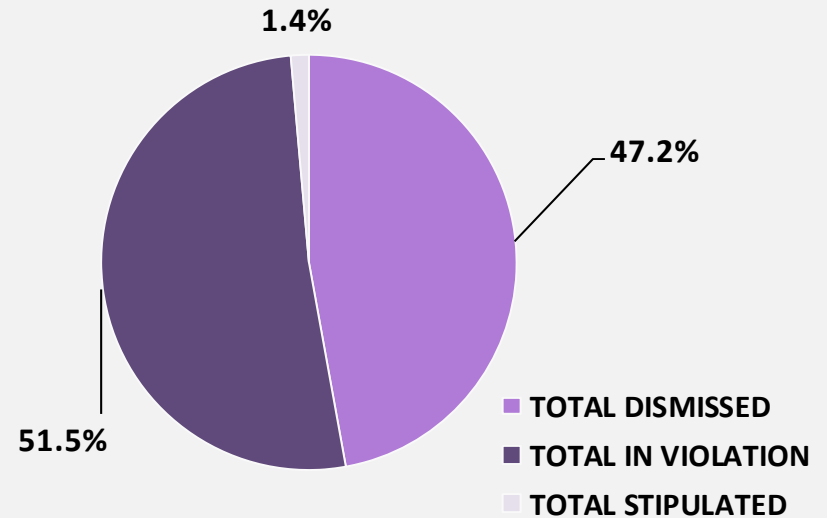
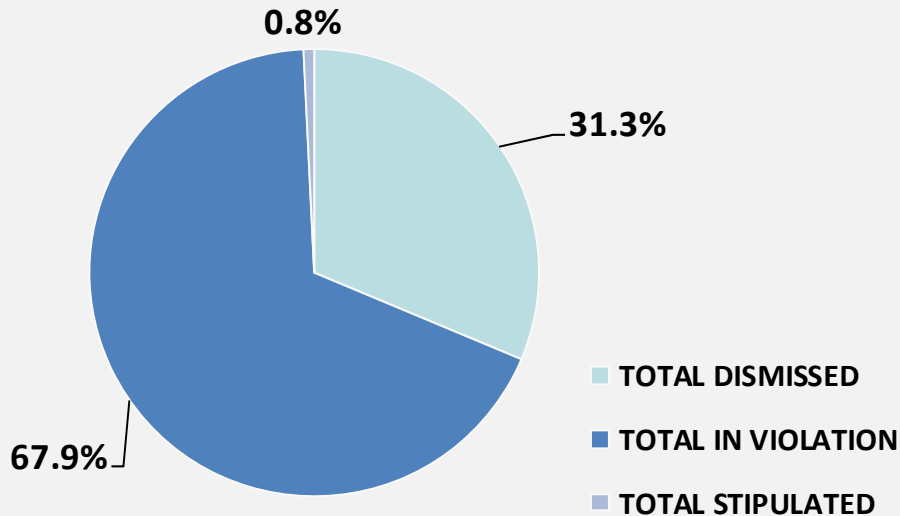
Decisions Rendered after Hearings

1Q CY2011 vs 1Q CY2012

(In Violation/Dismissed/Stipulated)

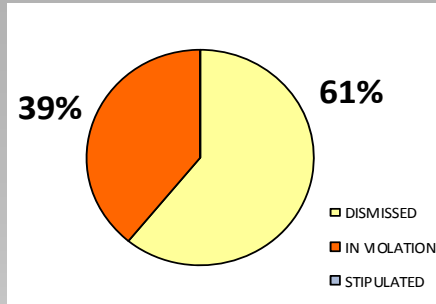
| | 1Q CY2011 (Jan-Mar 2011) |
|--------------|-----------------------------|
| DISMISSED | 13,860 |
| IN VIOLATION | 30,080 |
| STIPULATED | 340 |
| TOTAL | 44,280 |

| | 1Q CY2012 (Jan-Mar 2012) |
|--------------|-----------------------------|
| DISMISSED | 17,770 |
| IN VIOLATION | 19,390 |
| STIPULATED | 526 |
| TOTAL | 37,686 |

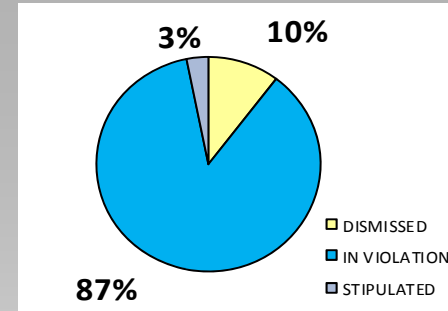


Decisions Rendered after Hearings (By Agency – 1Q CY2012)

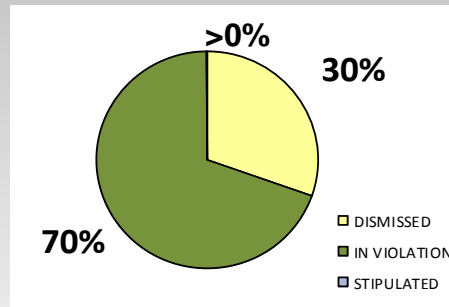
| | |
|--------------|--------------|
| DSNY | 1Q CY2012 |
| DISMISSED | 10,086 |
| IN VIOLATION | 6,478 |
| TOTAL | 16,564 |



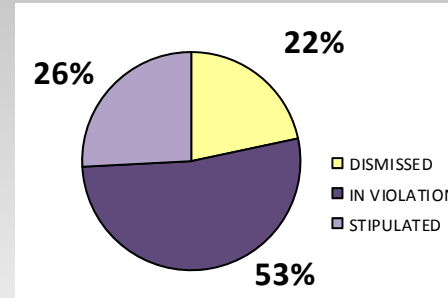
| | |
|--------------|--------------|
| FDNY | 1Q CY2012 |
| DISMISSED | 334 |
| IN VIOLATION | 2,792 |
| STIPULATED | 101 |
| TOTAL | 3,227 |



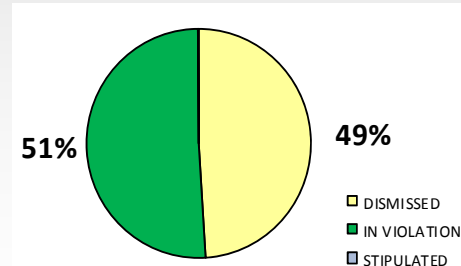
| | |
|--------------|--------------|
| DOB | 1Q CY2012 |
| DISMISSED | 2,446 |
| IN VIOLATION | 5,594 |
| STIPULATED | 9 |
| TOTAL | 8,049 |



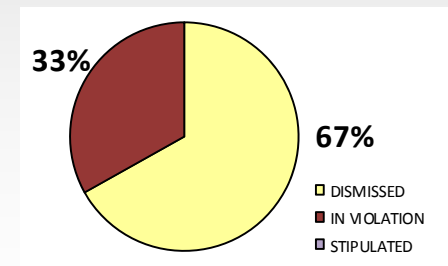
| | |
|--------------|--------------|
| DEP | 1Q CY2012 |
| DISMISSED | 348 |
| IN VIOLATION | 844 |
| STIPULATED | 415 |
| TOTAL | 1,607 |



| | |
|--------------|--------------|
| DOT | 1Q CY2012 |
| DISMISSED | 955 |
| IN VIOLATION | 991 |
| TOTAL | 1,946 |



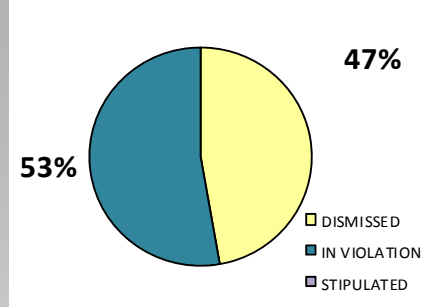
| | |
|--------------|--------------|
| NYPD | 1Q CY2012 |
| DISMISSED | 1,700 |
| IN VIOLATION | 842 |
| TOTAL | 2,542 |



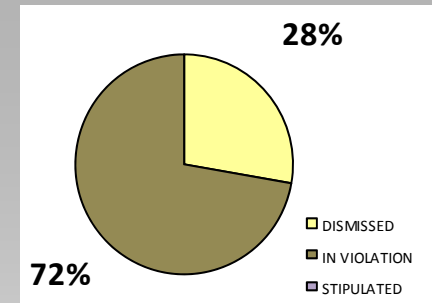
*January, February and March 2012

Decisions Rendered after Hearings (By Agency – 1Q CY2012)

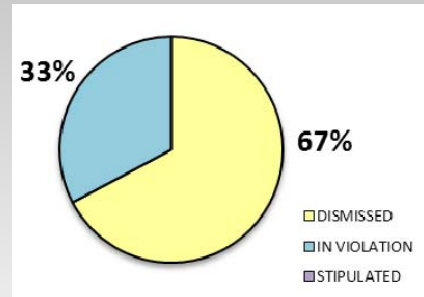
| DOHMH | 1Q CY2012 |
|--------------|--------------|
| DISMISSED | 1,346 |
| IN VIOLATION | 1,503 |
| TOTAL | 2,849 |



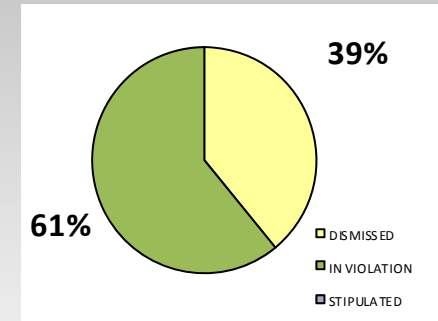
| BIC | 1Q CY2012 |
|--------------|--------------|
| DISMISSED | 5 |
| IN VIOLATION | 13 |
| TOTAL | 18 |



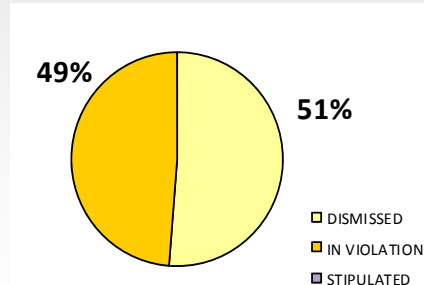
| DPR | 1Q CY2012 |
|--------------|--------------|
| DISMISSED | 368 |
| IN VIOLATION | 179 |
| TOTAL | 547 |



| LPC | 1Q CY2012 |
|--------------|--------------|
| DISMISSED | 9 |
| IN VIOLATION | 14 |
| TOTAL | 23 |



| DOITT | 1Q CY2012 |
|--------------|--------------|
| DISMISSED | 125 |
| IN VIOLATION | 119 |
| TOTAL | 244 |



*January, February and March 2012

Most Commonly Issued Violations By Agency (1Q CY2012)

DOT

FAILURE TO COMPLY WITH THE TERMS AND CONDITIONS OF DOT PERMITS

FAILURE TO PERMANENTLY RESTORE CUT WITHIN REQUIRED TIME

USE/OPENING OF STREET W/O PERMIT

DOB

UNLAWFUL ACTS.FAILURE TO COMPLY WITH AN ORDER OF THE COMMISSIONER

FAIL MAINTAIN BLDG IN COMPLIANT MANNER: SERVICE EQUIPMENT

WORK WITHOUT A PERMIT

NYPD

IN BUS STOP, OR 10 FT. OF DRIVE, SUBWAY, CROSSWALK, ETC.

ITEMS NOT IN OR UNDER VEHICLE (EXCEPT WASTE CONTAINER)

FAIL TO DISPLAY LICENSE AND/OR PLATE

DSNY

DIRTY SIDEWALK/DIRTY AREA

IMPROPER DISPOSAL BEDDING 1ST OFFENSE

STORAGE OF RECEPTACLES

Most Commonly Issued Violations By Agency (1Q CY2012)

| DEP |
|---|
| OPERATING EMISSION SOURCE WITH EXPIRED REGISTRATION |
| FAILED TO INSTALL A BACKFLOW PREVENTER |
| OPERATING WITHOUT RENEWING OF EXPIRED OPERATING CERTIFICATE |

| DOHMH |
|--|
| FAIL TO ELIMINATE RODENT INFESTATION SHOWN BY ACTIVE RODENT SIGNS 1ST |
| FAIL TO ELIMINATE CONDITIONS CONDUCTIVE TO RODENT-DEBRIS, VEGITATION 1ST |
| FAIL TO ELIMINATE CONDITIONS CONDUCTIVE TO PESTS, GARBAGE CANS/SPILLAGE |

| FDNY |
|---------------------------------------|
| INSPECTION AND TESTING |
| GENERAL MAINTENANCE |
| POSTING OF PERMITS AND RECORD KEEPING |

| LPC |
|---|
| WORK W/O OR VIOL.OF CERT.OF APPROP/NO EFFECT-ALT EXT ARCHIT FEAT.TYPE A |
| WORK W/O OR VIOL.OF CERT.OF APPROP/NO EFFECT(TYPE C)MISC.VIOLATION |
| WORK W/O OR VIOL OF CERT.OF APPROP/NO EFFECT-ALTERAL'N STRFRONT-TYPE A |

Most Commonly Issued Violations By Agency (1Q CY2012)

DOITT

FAILURE TO PROVIDE WORKING PUBLIC
PAY TELEPHONE & OPERATOR SERVICES

INSTALL/OPERATE/MAINTAIN PUBLIC PAY
TEL. IN VIOLATION OF PERMIT TERMS

REQUIRED SIGN MISSING/IMPERMISSIBLE
AS PER REQUIREMENTS OF SUBSECTION

BIC

IDLING OF MOTOR VEHICLE ENGINE OVER
THREE MINUTES (DIESEL FUEL)

OPERATED WHOLESALE SEAFOOD/DELIVERY
SEAFOOD BUSINESS W/O REGISTRATION

SUBLEASED/ALLOWED USE OF PREMISES BY
UNREG. PERSON (WHOLESALE)

DPR

UNLEASHED OR UNCONTROLLED ANIMALS
IN PARK

FAILURE TO COMPLY WITH
DIRECTIONS/PROHIBITIONS ON SIGNS

FAILURE TO COMPLY WITH PEDICAB
RESTRICTIONS

Appealed Violations by Issuing Agency (1Q CY2012)

| Issuing Agency | # of Violations |
|----------------|-----------------|
| DOS | 896 |
| DOB | 438 |
| FDNY | 79 |
| DPR | 77 |
| DSNY | 62 |
| DOHMH | 47 |
| DEP | 45 |
| DOT | 33 |
| NYPD | 24 |
| Total | 1,701 |

Defaults

(1Q CY2012)

Total # of Defaults (Jan, Feb & Mar 2012) =

69,245

| Issuing Agency | # of Defaults |
|----------------|---------------|
| DSNY | 50,950 |
| DOT | 4,318 |
| DOB | 3,693 |