



Environmental Control Board

A Division of the Office of Administrative Trials and Hearings



Quarterly Review for Board Members

(3Q CY2012)

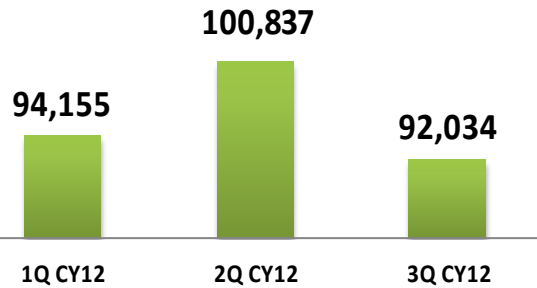
October 25, 2012

Violations Received by ECB

3Q CY2012

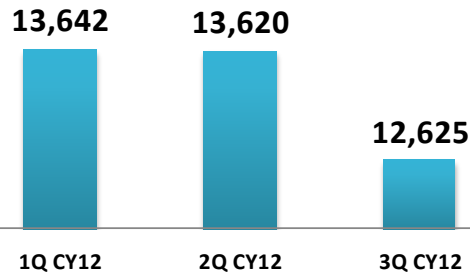
DSNY

9% Decrease



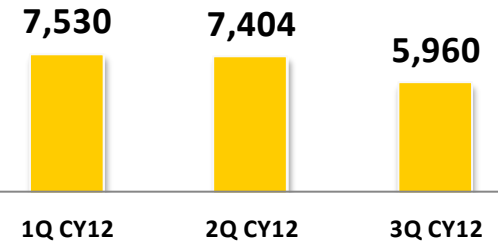
DOB

7% Decrease



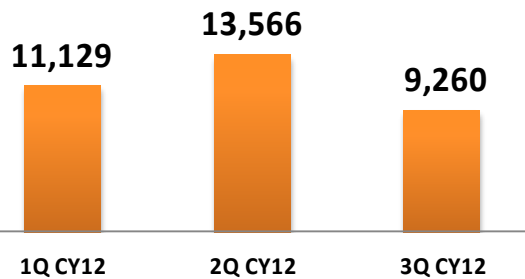
DOT

20% Decrease



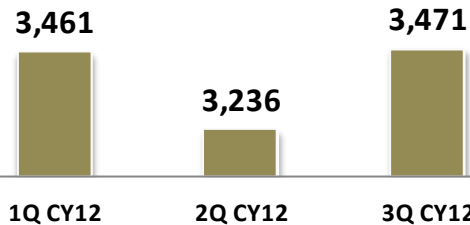
FDNY

32% Decrease



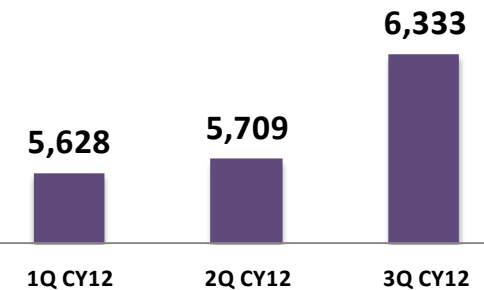
DEP

7% Increase



DOHMH

11% Increase



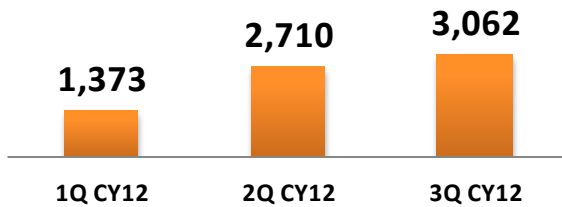
*1Q CY2012 (Jan-Mar 2012); 2Q CY2012 (Apr-Jun 2012); 3Q CY2012 (Jul-Sept 2012); % = 2Q CY2012 vs 3Q CY2012

Violations Received by ECB

3Q CY2012

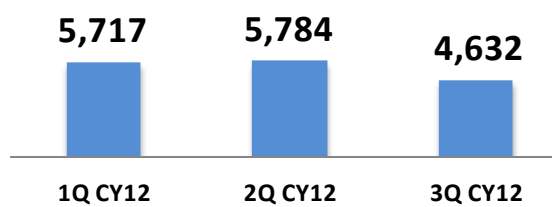
DPR

13% Increase



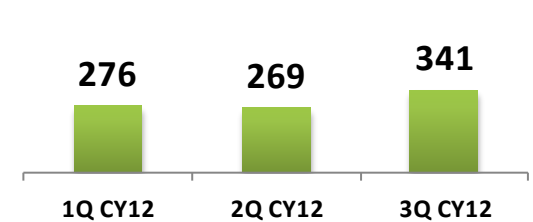
NYPD

20% Decrease



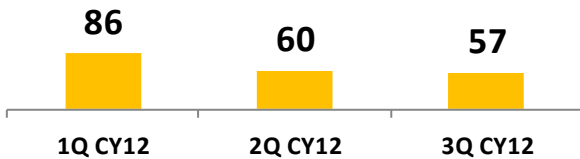
DOITT

27% Increase



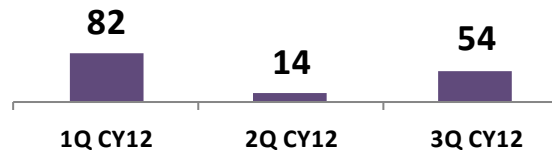
BIC

5% Decrease



LPC

286% Increase



*1Q CY2012 (Jan-Mar 2012); 2Q CY2012 (Apr-Jun 2012); 3Q CY2012 (Jul-Sept 2012); % = 2Q CY2012 vs 3Q CY2012

Violations Received by ECB

Quarterly Comparisons

Violations Received	3Q CY2011 (Jul, Aug & Sept 2011)	3Q CY2012 (July, Aug & Sept 2012)
DSNY	76,231	92,034
DOB	15,776	12,625
FDNY	11,309	9,260
DOHMH	8,222	6,333
DOT	8,309	5,960
NYPD	6,955	4,632
DEP	3,564	3,471
DPR	2,555	3,062
DOITT	385	341
BIC	103	57
LPC	30	54
DCA	16	2
Agency Code Missing	113	111
Misc	112	98
Total	133,680	138,040

Total Violations Heard

Quarterly Comparisons

Agency	3Q CY2011 <i>(Jul, Aug & Sept 2011)</i>	3Q CY2012 <i>(July, Aug & Sept 2012)</i>
DSNY	34,944	27,459
DOB	21,056	12,226
FDNY	3,623	4,528
NYPD	4,421	3,648
DOHMH	3,530	3,053
DOT	2,679	2,824
DEP	3,040	2,542
DPR	777	921
DOITT	319	265
BIC	25	20
LPC	17	19
DCA	0	0
Agency Code Missing or Invalid	39	58
Misc	557	431
TOTAL	75,027	57,994

Decisions Rendered

Quarterly Comparisons

Agency	3Q CY2011 (Jul, Aug & Sept 2011)	3Q CY2012 (July, Aug & Sept 2012)
DSNY	15,451	18,648
DOB	12,706	7,872
FDNY	2,760	3,647
NYPD	3,382	2,649
DOHMH	2,897	2,471
DOT	1,866	1,794
DEP	1,883	1,445
DPR	681	696
DOITT	141	93
BIC	21	23
LPC	8	9
DCA	0	0
Agency Code Missing or Invalid	32	43
Misc	79	41
Total	41,907	39,431

Hearing to Decision

(Elapsed Time from Last Hearing to Decision Date)

3Q CY2012

	1Q CY2012 (Jan-Mar 2012)	2Q CY2012 (Apr-Jun 2012)	3Q CY2012 (Jul-Sept 2012)
< 3 mo	99.33%	99.94%	99.86%
3 to 6 mo	0.45%	0.04%	0.08%
6 to 12 mo	0.04%	0.01%	0.01%
> 12 mo	0.18%	0.01%	0.04%

	3Q CY2011 (Jul-Sept 2011)	3Q CY2012 (Jul-Sept 2012)
< 3 mo	99.61%	99.86%
3 to 6 mo	0.35%	0.08%
6 to 12 mo	0.02%	0.01%
> 12 mo	0.02%	0.04%

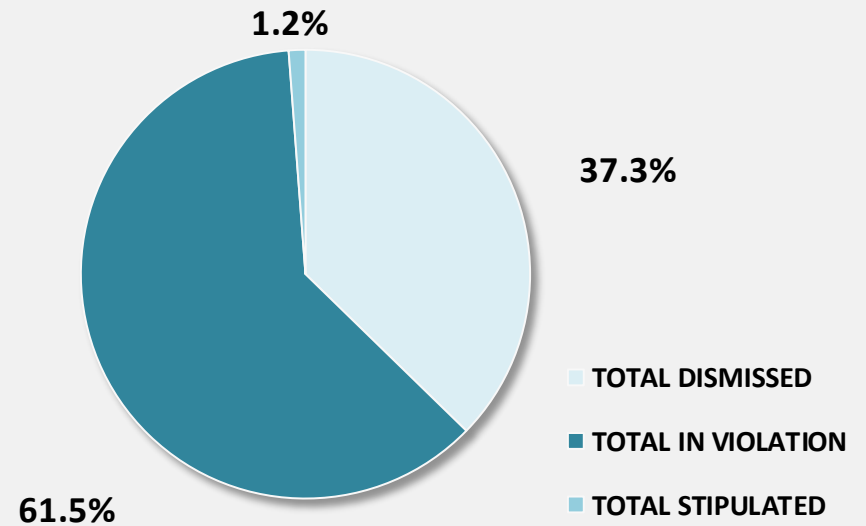
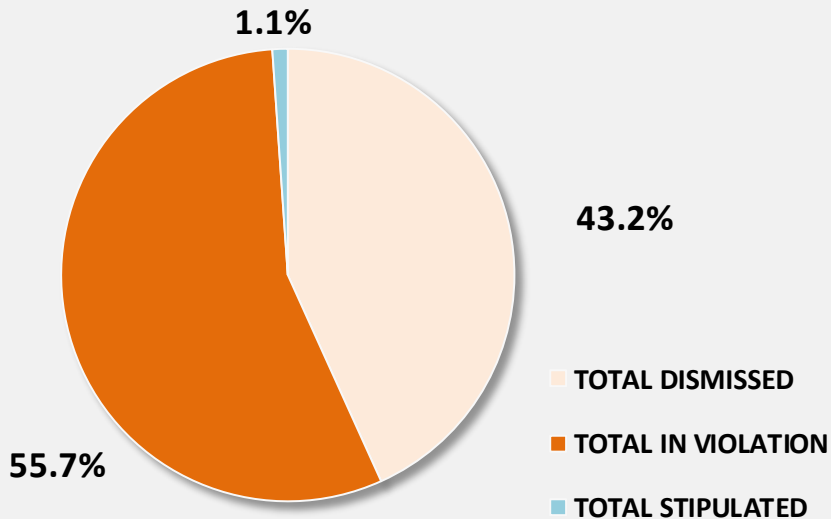
Decisions Rendered after Hearings

3Q CY2011 vs 3Q CY2012

(In Violation/Dismissed/Stipulated)

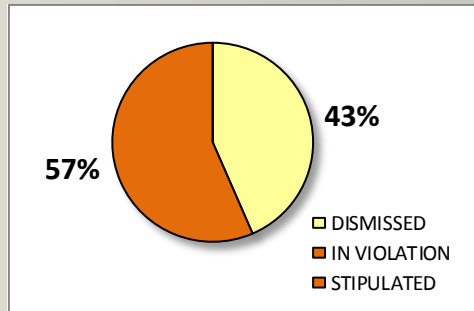
	3Q CY2011 <i>(Jul, Aug & Sept 2011)</i>
DISMISSED	18,122
IN VIOLATION	23,327
STIPULATED	458
TOTAL	41,907

	3Q CY2012 <i>(Jul, Aug & Sept 2012)</i>
DISMISSED	14,713
IN VIOLATION	24,265
STIPULATED	453
TOTAL	39,431

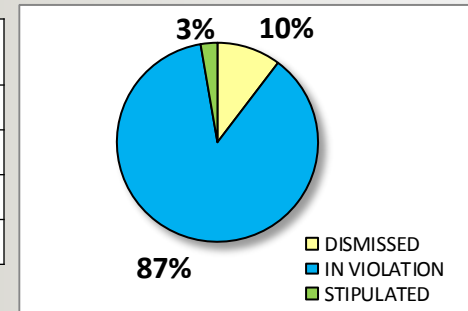


Decisions Rendered after Hearings (By Agency – 3Q CY2012)

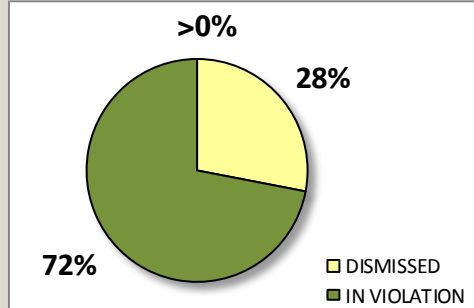
DSNY	3Q CY2012
DISMISSED	8,100
IN VIOLATION	10,548
TOTAL	18,648



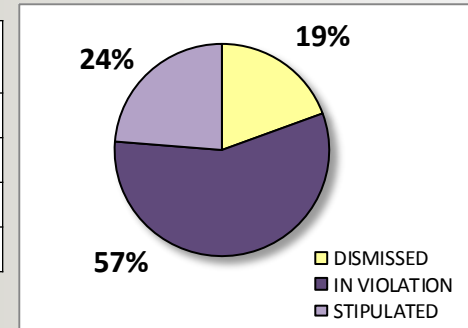
FDNY	3Q CY2012
DISMISSED	378
IN VIOLATION	3,170
STIPULATED	99
TOTAL	3,647



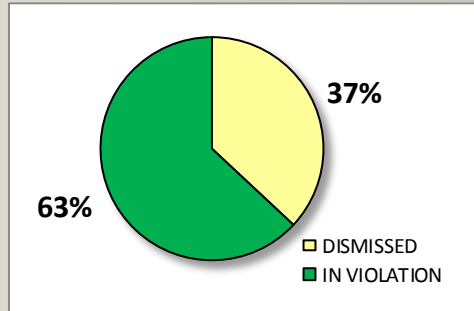
DOB	3Q CY2012
DISMISSED	2,204
IN VIOLATION	5,657
STIPULATED	11
TOTAL	7,872



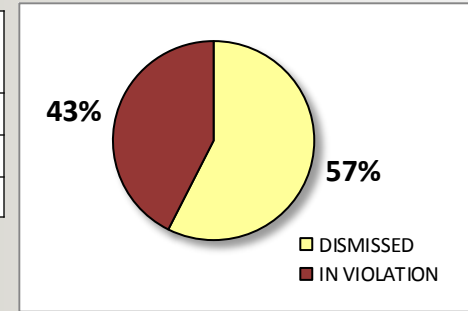
DEP	3Q CY2012
DISMISSED	281
IN VIOLATION	821
STIPULATED	343
TOTAL	1,445



DOT	3Q CY2012
DISMISSED	663
IN VIOLATION	1,131
TOTAL	1,794



NYPD	3Q CY2012
DISMISSED	1,523
IN VIOLATION	1,126
TOTAL	2,649

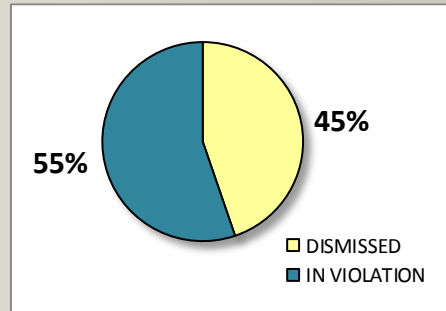


*July, August and September 2012

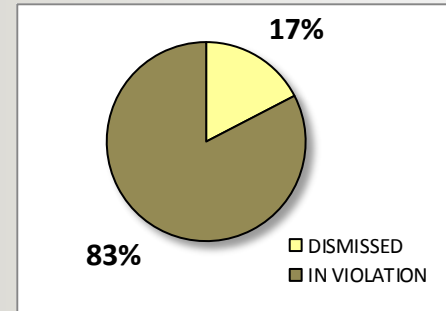
Decisions Rendered after Hearings

(By Agency – 3Q CY2012)

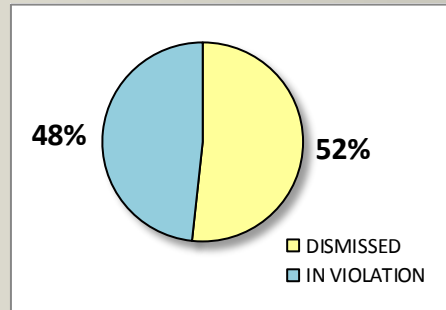
DOHMH	3Q CY2012
DISMISSED	1,105
IN VIOLATION	1,366
TOTAL	2,471



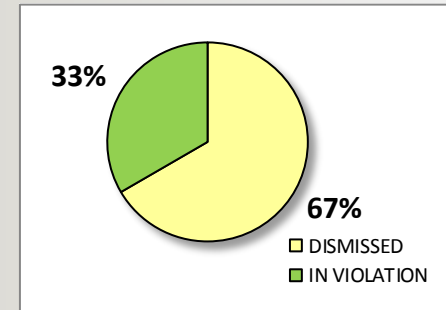
BIC	3Q CY2012
DISMISSED	4
IN VIOLATION	19
TOTAL	23



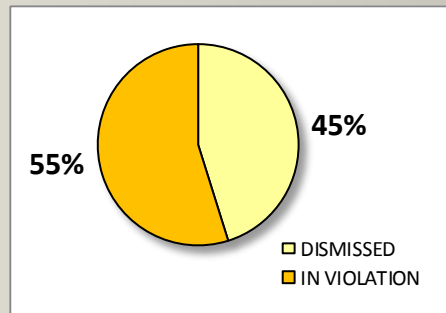
DPR	3Q CY2012
DISMISSED	360
IN VIOLATION	336
TOTAL	696



LPC	3Q CY2012
DISMISSED	6
IN VIOLATION	3
TOTAL	9



DOITT	3Q CY2012
DISMISSED	42
IN VIOLATION	51
TOTAL	93



*July, August and September 2012

Most Commonly Issued Violations By Agency

(3Q CY2012)

DOT

FAILURE TO COMPLY WITH THE TERMS AND CONDITIONS OF DOT PERMITS

FAILURE TO PERMANENTLY RESTORE CUT WITHIN REQUIRED TIME

USE/OPENING OF STREET W/O PERMIT

DOB

UNLAWFUL ACTS.FAILED TO COMPLY WITH AN ORDER OF THE COMMISSIONER

WORK WITHOUT A PERMIT

FAIL MAINTAIN BLDG IN COMPLIANT MANNER: SERVICE EQUIPMENT

NYPD

IN BUS STOP, OR 10 FT. OF DRIVE, SUBWAY, CROSSWALK, ETC.

VENDING AT TIME/PLACE PROHIBITED

VENDOR ON SIDEWALK LESS THAN 12FT., OR NOT AT CURB

DSNY

DIRTY SIDEWALK/DIRTY AREA

ILLEGAL PLACEMENT OF STICKERS OR DECALS ON PUBLIC OR PRIVATE PROPERTY

IMPROPER DISPOSAL BEDDING 1ST OFFENSE

*July, August and September 2012

Most Commonly Issued Violations By Agency

(3Q CY2012)

DEP

OPERATING EMISSION SOURCE WITH EXPIRED REGISTRATION

FAILED TO INSTALL A BACKFLOW PREVENTER

FAILED TO FILE A COMPLETED FACILITY INVENTORY FORM

DOHMH

FAIL TO ELIMINATE RODENT INFESTATION SHOWN BY ACTIVE RODENT SIGNS 1ST

FAIL TO ELIMINATE CONDITIONS CONDUCTIVE TO RODENT-DEBRIS, VEGITATION 1ST

FAIL TO ELIMINATE CONDITIONS CONDUCTIVE TO PESTS, GARBAGE CANS/SPILLAGE

FDNY

FIRE PROTECTION SYSTEMS

INSPECTION AND TESTING

POSTING OF PERMITS AND RECORD KEEPING

LPC

WORK W/O OR VIOL. OF CERT. OF APPROP/NO EFFECT-ALT EXT ARCHIT FEAT. TYPE A

WORK W/O OR VIOL OF CERT. OF APPROP/NO EFFECT (TYPE C) FLAG, SIGN, BANR, AWNG

WORK W/O OR VIOL. OF CERT. OF APPROP/NO EFFECT (TYPE C) MISC. VIOLATION

*July, August and September 2012

Most Commonly Issued Violations By Agency

(3Q CY2012)

DOITT

FAILURE TO PROVIDE WORKING PUBLIC
PAY TELEPHONE & OPERATOR SERVICES

INSTALL/OPERATE/MAINTAIN PUBLIC PAY
TEL. IN VIOLATION OF PERMIT TERMS

REQUIRED SIGN MISSING/IMPERMISSIBLE
AS PER REQUIREMENTS OF SUBSECTION

BIC

IDLING OF MOTOR VEHICLE ENGINE OVER
THREE MINUTES (DIESEL FUEL)

FAILURE TO REGISTER WHOLSALE AND/OR
MARKET BUSINESS, AS PER SUBSE.

FAILED TO OBTAIN IDENTIFICATION CARD AS
PER SUBSEC.

DPR

UNAUTHORIZED CONSUMPTION
/POSSESSION OF ALCOHOLIC BEVERAGE

UNAUTHORIZED VENDING

FAILURE TO COMPLY WITH DIRECTIVES OF
OFFICER/PARK EMPLOYEE

*July, August and September 2012

Appealed Violations by Issuing Agency (3Q CY2012)

Agency	# of Violations
DSNY	8,377
DOB	367
FDNY	134
DOHMH	62
DOT	39
DEP	34
NYPD	34
DPR	17
Misc Agencies	2
Total	9,066

*July, August and September 2012

Defaults (3Q CY2012)

Total # of Defaults (Jul, Aug and Sept 2012) =

67,344

Issuing Agency	# of Defaults 3Q CY2012	% out of Total Defaults
DSNY	49,369	73.31%
DOB	3,874	5.75%
DOT	3,516	5.22%