



# Environmental Control Board

*A Division of the Office of Administrative Trials and Hearings*



## Quarterly Review for Board Members (3Q CY2014)

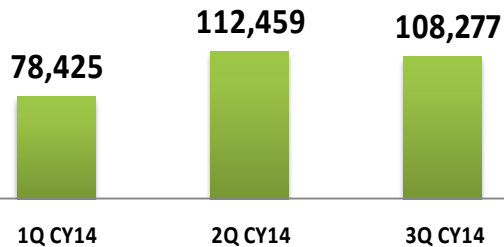
October 30, 2014

# Violations Received by ECB

## 3Q CY2014

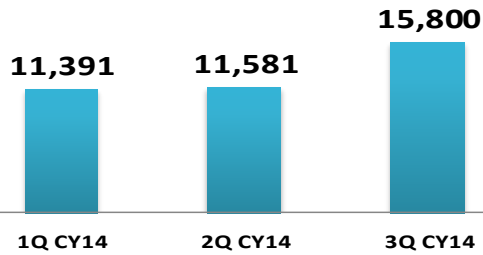
### DSNY

4% Decrease



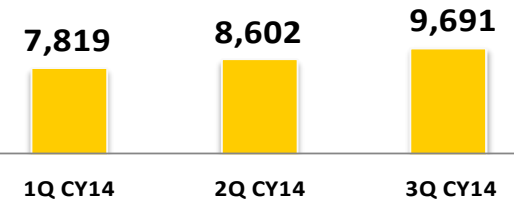
### DOB

36% Increase



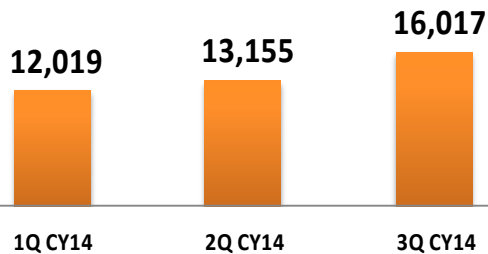
### DOT

13% Increase



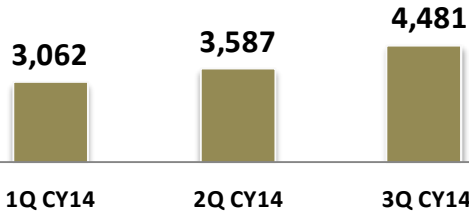
### FDNY

22% Increase



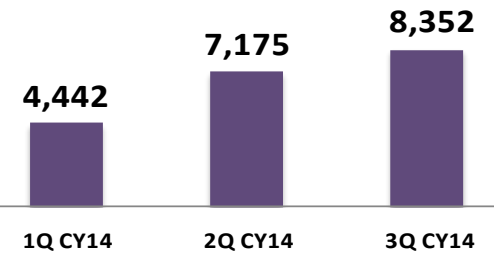
### DEP

25% Increase



### DOHMH

16% Increase



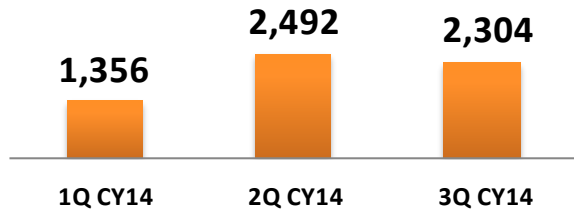
\*1Q CY2014 (Jan-Mar 2014); 2Q CY2014 (Apr-Jun 2014); 3Q CY2014 (Jul-Sept 2014); % change = 2Q CY2014 vs 3Q CY2014

# Violations Received by ECB

## 3Q CY2014

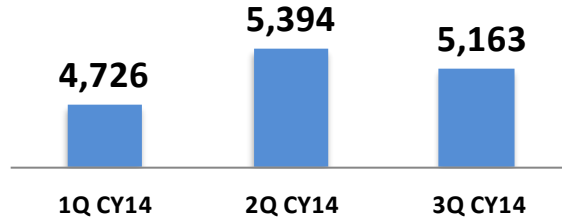
### DPR

8% Decrease



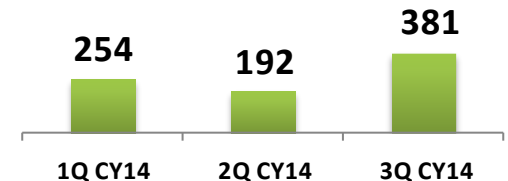
### NYPD

4% Decrease



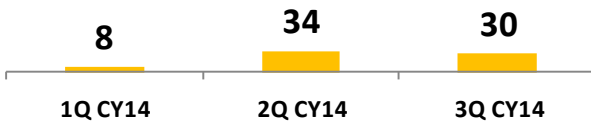
### DOITT

98% Increase



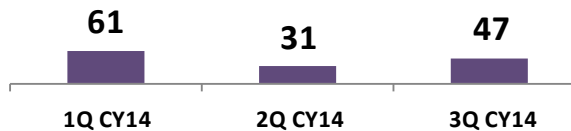
### BIC

12% Decrease



### LPC

52% Increase



Agency Group	2Q 2014 vs 3Q 2014
DSNY	-4%
FDNY	22%
DOB	36%
DOT	13%
DOHMH	16%
NYPD	-4%
DEP	25%
DPR	-8%
DOITT	98%
LPC	52%
BIC	-12%

\*1Q CY2014 (Jan-Mar 2014); 2Q CY2014 (Apr-Jun 2014); 3Q CY2014 (Jul-Sept 2014); % change = 2Q CY2014 vs 3Q CY2014

# Violations Received by ECB

## Quarterly Comparisons

Violations Received	3Q CY2013 <i>(July, Aug &amp; Sept 2013)</i>	3Q CY2014 <i>(July, Aug &amp; Sept 2014)</i>
DSNY	90,205	108,277
FDNY	10,836	16,017
DOB	12,454	15,800
DOT	9,900	9,691
DOHMH	8,755	8,352
NYPD	5,454	5,163
DEP	4,103	4,481
DPR	1,673	2,304
DOITT	177	381
LPC	18	47
BIC	30	30
DCA	0	0
Agency Code Missing	122	124
Misc	46	132
<b>Total</b>	<b>143,773</b>	<b>170,799</b>

# Total Violations Heard

## *Quarterly Comparisons*

<b>Agency</b>	<b>3Q CY2013 (July, Aug &amp; Sept 2013)</b>	<b>3Q CY2014 (July, Aug &amp; Sept 2014)</b>
<b>DSNY</b>	<b>16,626</b>	<b>15,355</b>
<b>DOB</b>	<b>10,284</b>	<b>10,420</b>
<b>FDNY</b>	<b>5,840</b>	<b>5,857</b>
<b>DOHMH</b>	<b>4,882</b>	<b>3,841</b>
<b>DEP</b>	<b>3,469</b>	<b>3,866</b>
<b>NYPD</b>	<b>2,695</b>	<b>3,371</b>
<b>DOT</b>	<b>3,404</b>	<b>2,111</b>
<b>DOITT</b>	<b>452</b>	<b>298</b>
<b>DPR</b>	<b>1,161</b>	<b>706</b>
<b>LPC</b>	<b>28</b>	<b>22</b>
<b>BIC</b>	<b>17</b>	<b>6</b>
<b>DCA</b>	<b>0</b>	<b>0</b>
<b>Agency Code Missing or Invalid</b>	<b>47</b>	<b>36</b>
<b>Misc</b>	<b>492</b>	<b>667</b>
<b>TOTAL</b>	<b>49,397</b>	<b>46,556</b>

# Decisions Rendered

## *Quarterly Comparisons*

Agency	3Q CY2013 <i>(July, Aug &amp; Sept 2013)</i>	3Q CY2014 <i>(July, Aug &amp; Sept 2014)</i>
DSNY	16,919	14,466
DOB	6,020	6,756
FDNY	4,525	4,895
DOHMH	4,671	3,539
NYPD	1,983	3,074
DEP	2,031	2,301
DOT	2,037	1,607
DPR	578	610
DOITT	91	81
LPC	35	14
BIC	11	5
DCA	0	0
Agency Code Missing or Invalid	43	35
Misc	35	60
<b>TOTAL</b>	<b>38,979</b>	<b>37,443</b>

# Hearing to Decision

(Elapsed Time from Last Hearing to Decision Date)

3Q CY2014

	1Q CY2014 (Jan-Mar 2014)	2Q CY2014 (Apr-Jun 2014)	3Q CY2014 (Jul-Sept 2014)
< 10 days	90%	90%	84%
11 to 20 days	8%	9%	14%
21 to 30 days	2%	1%	1%

	1Q CY2014 (Jan-Mar 2014)	2Q CY2014 (Apr-Jun 2014)	3Q CY2014 (Jul-Sept 2014)
< 20 days	98.1%	98.5%	98.3%
21 to 30 days	1.6%	1.2%	1.3%
31 to 40 days	0.2%	0.2%	0.3%

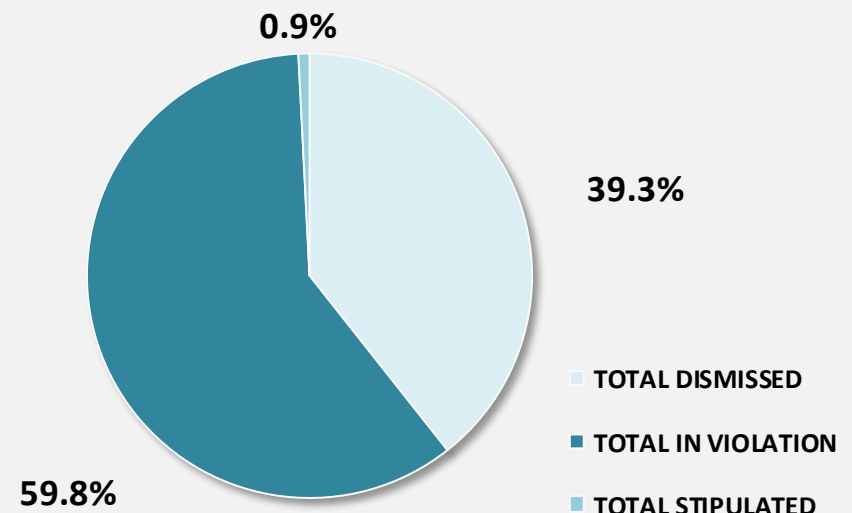
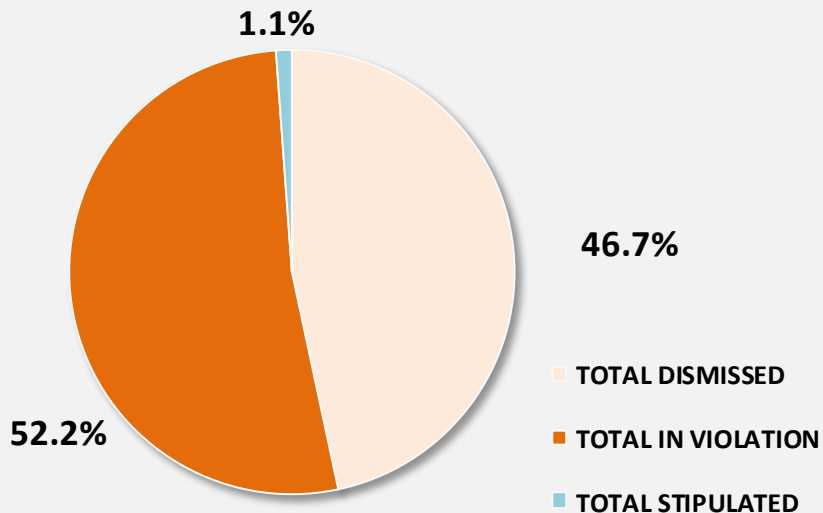
# Decisions Rendered after Hearings

3Q CY2013 vs 3Q CY2014

*(In Violation/Dismissed/Stipulated)*

	<b>3Q CY2013</b> <i>(Jul, Aug &amp; Sept 2013)</i>
<b>DISMISSED</b>	<b>18,186</b>
<b>IN VIOLATION</b>	<b>20,346</b>
<b>STIPULATED</b>	<b>447</b>
<b>TOTAL</b>	<b>38,979</b>

	<b>3Q CY2014</b> <i>(Jul, Aug &amp; Sept 2014)</i>
<b>DISMISSED</b>	<b>14,730</b>
<b>IN VIOLATION</b>	<b>22,390</b>
<b>STIPULATED</b>	<b>323</b>
<b>TOTAL</b>	<b>37,443</b>

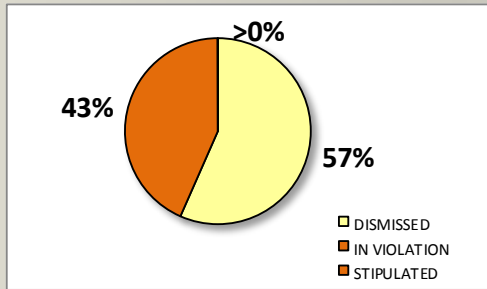




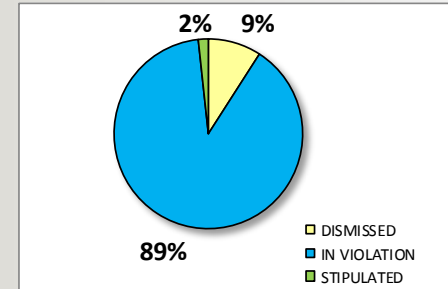
# Decisions Rendered after Hearings

## (By Agency – 3Q CY2014)

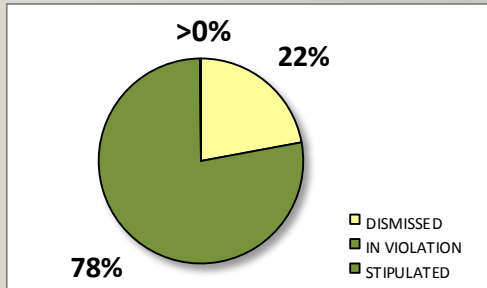
<b>DSNY</b>	3Q CY2014
DISMISSED	8,190
IN VIOLATION	6,273
STIPULATED	3
<b>TOTAL</b>	<b>14,466</b>



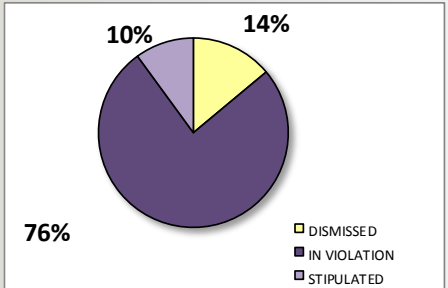
<b>FDNY</b>	3Q CY2014
DISMISSED	467
IN VIOLATION	4,345
STIPULATED	83
<b>TOTAL</b>	<b>4,895</b>



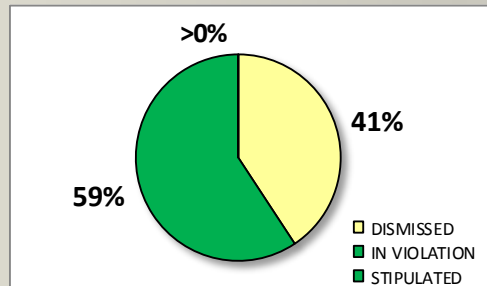
<b>DOB</b>	3Q CY2014
DISMISSED	1,497
IN VIOLATION	5,253
STIPULATED	6
<b>TOTAL</b>	<b>6,756</b>



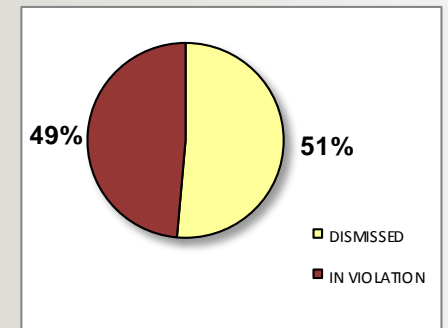
<b>DEP</b>	3Q CY2014
DISMISSED	318
IN VIOLATION	1,752
STIPULATED	231
<b>TOTAL</b>	<b>2,301</b>



<b>DOT</b>	3Q CY2014
DISMISSED	655
IN VIOLATION	952
STIPULATED	0
<b>TOTAL</b>	<b>1,607</b>



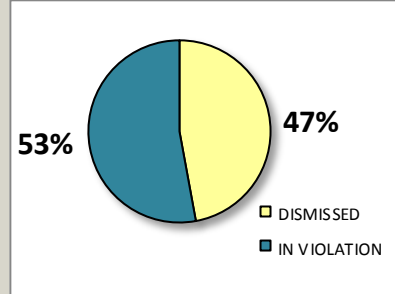
<b>NYPD</b>	3Q CY2014
DISMISSED	1,581
IN VIOLATION	1,493
<b>TOTAL</b>	<b>3,074</b>



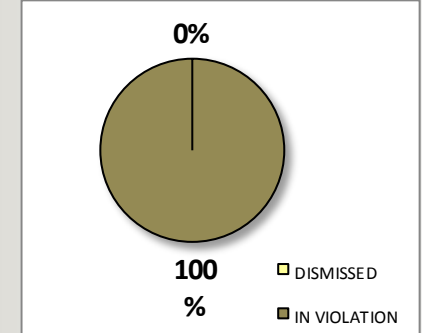
\*July, August and September 2014

# Decisions Rendered after Hearings (By Agency – 3Q CY2014)

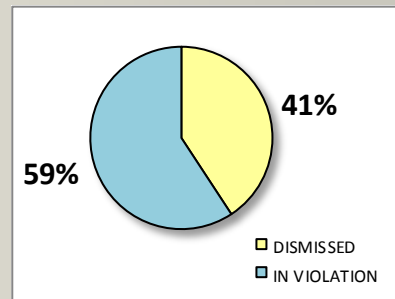
<b>DOHMH</b>	3Q CY2014
DISMISSED	1,668
IN VIOLATION	1,871
<b>TOTAL</b>	<b>3,539</b>



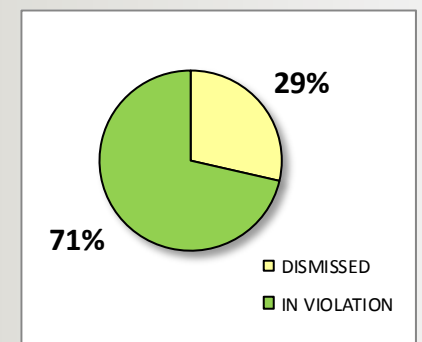
<b>BIC</b>	3Q CY2014
DISMISSED	0
IN VIOLATION	5
<b>TOTAL</b>	<b>5</b>



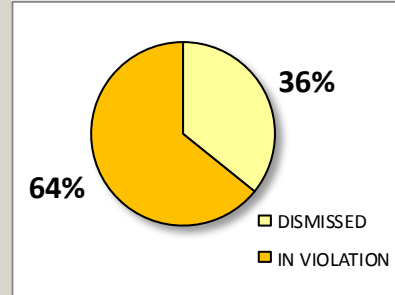
<b>DPR</b>	3Q CY2014
DISMISSED	249
IN VIOLATION	361
<b>TOTAL</b>	<b>610</b>



<b>LPC</b>	3Q CY2014
DISMISSED	4
IN VIOLATION	10
<b>TOTAL</b>	<b>14</b>



<b>DOITT</b>	3Q CY2014
DISMISSED	29
IN VIOLATION	52
<b>TOTAL</b>	<b>81</b>



\*July, August and September 2014

# Most Commonly Issued Violations By Agency

## (3Q CY2014)

### DOT

FAILURE TO COMPLY WITH THE TERMS AND CONDITIONS OF DOT PERMITS

FAILURE TO PERMANENTLY RESTORE CUT WITHIN REQUIRED TIME

USE/OPENING OF STREET W/O PERMIT

### DOB

UNLAWFUL ACTS.FAILURE TO COMPLY WITH AN ORDER OF THE COMMISSIONER

FAIL MAINTAIN BLDG IN COMPLIANT MANNER: SERVICE EQUIPMENT

FAIL TO COMPLY W/COMMISSIONER ORDER TO FILE CERT OF CORRECTION W/DOB

### NYPD

VEND IN BUS STOP, NEXT TO HOSPITAL/10 FT OF DRIVE, SUBWAY, CROSSWALK

FAIL TO DISPLAY LICENSE AND/OR PLATE

VENDOR ON SIDEWALK LESS THAN 12FT., OR NOT AT CURB

### DSNY

DIRTY SIDEWALK/DIRTY AREA

FAILURE TO CLEAN 18 INCHES INTO STREET

STORAGE OF RECEPTACLES

\*July, August and September 2014

# Most Commonly Issued Violations By Agency

## (3Q CY2014)

### DEP

FAILED TO SUBMIT AN ANNUAL TEST REPORT FOR A BACKFLOW PREVENTER

FAILED TO INSTALL A BACKFLOW PREVENTER

OPERATING WITHOUT RENEWING OF EXPIRED OPERATING CERTIFICATE

### DOHMH

FAIL TO ELIMINATE RODENT INFESTATION SHOWN BY ACTIVE RODENT SIGNS 1ST

FAIL TO ELIMINATE CONDITIONS CONDUCTIVE TO RODENT-DEBRIS, VEGETATION 1ST

UNPERMITTED MOBILE FOOD UNIT

### FDNY

INSPECTION AND TESTING

PERMITS

FIRE PROTECTION SYSTEMS: FAIL TO PREVENT UNNECESSARY/UNWARRANTED ALARMS

### LPC

WORK W/O OR VIOL. OF CERT. OF APPROP/NO EFFECT-ALT EXT ARCHIT FEAT. TYPE A

WORK W/O OR VIOL OF CERT. OF APPROP/NO EFFECT (TYPE C) FLAG, SIGN, BANR, AWNG

WORK W/O OR VIOL. OF CERT. OF APPROP/NO EFFECT (TYPE C) MISC. VIOLATION

\*July, August and September 2014

# Most Commonly Issued Violations By Agency

(3Q CY2014)

## DOITT

FAILURE TO PROVIDE WORKING PUBLIC PAY TELEPHONE & OPERATOR SERVICES

FAILED TO CLEAN/MAINTAIN PUBLIC PAY TELEPHONE AS PER REQMNTS OF SUBSEC

REQUIRED SIGN MISSING/IMPERMISSIBLE AS PER REQUIREMENTS OF SUBSECTION

## BIC

IDLING OF MOTOR VEHICLE ENGINE OVER THREE MINUTES (DIESEL FUEL)

FAILURE TO REGISTER WHOLSALE AND/OR MARKET BUSINESS, AS PER SUBSE.

DAILY FAIL TO REG. WHOLESALE/MARKET BUSINESSES,PER SUBSEC(2-10 DAYS)

## DPR

UNAUTHORIZED CONSUMPTION/POSSESSION OF ALCOHOLIC BEVERAGE

UNAUTHORIZED VENDING

FAILURE TO COMPLY WITH DIRECTIONS/PROHIBITIONS ON SIGNS

\*July, August and September 2014

# Appealed Violations by Issuing Agency (3Q CY2014)

Agency	# of Violations
DSNY	339
DOB	298
FDNY	160
DOHMH	83
DOT	59
DEP	43
DPR	33
NYPD	20
DOITT	2
<b>Total</b>	<b>1,037</b>

\*July, August and September 2014

# Defaults (3Q CY2014)

**Total # of Defaults** (*Jul, Aug, Sept 2014*) =

**80,840**

Issuing Agency	# of Defaults 3Q CY2014	% out of Total Defaults
DSNY	53,977	67%
DOT	7,184	9%
DOHMH	5,543	7%