



Quarterly Review for Board Members

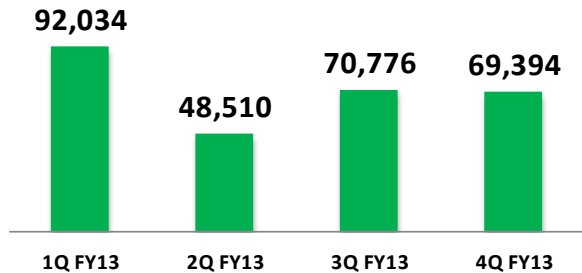
(2Q CY2013)

Violations Received by ECB

Trend for FY2013

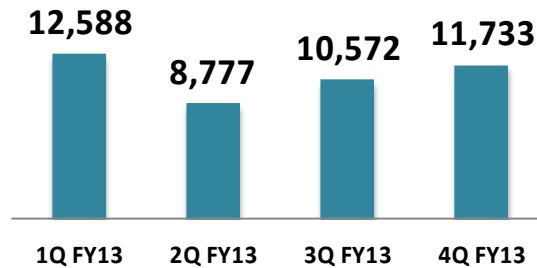
DSNY

2% Decrease



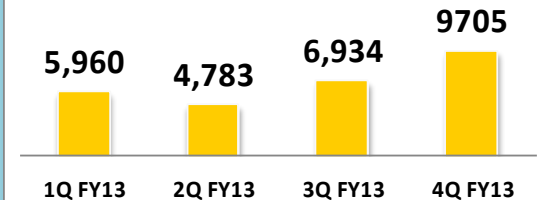
DOB

11% Increase



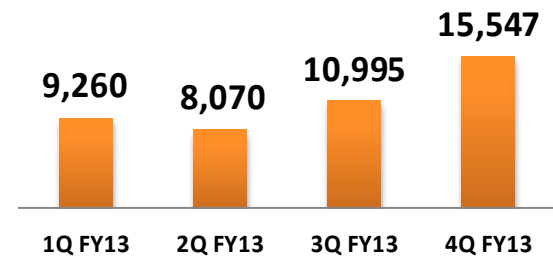
DOT

40% Increase



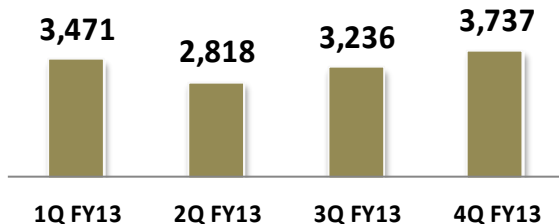
FDNY

41% Increase



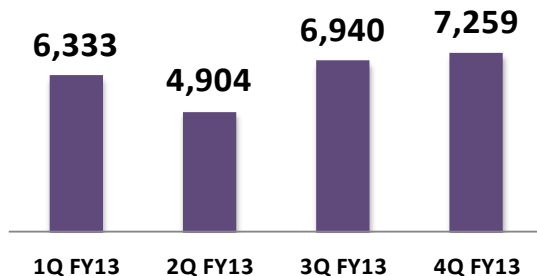
DEP

15% Increase



DOHMH

5% Increase



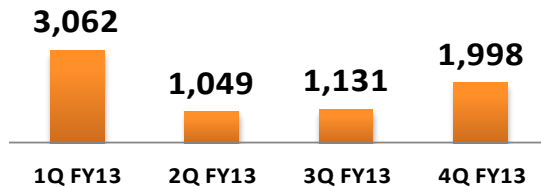
* 1Q FY2013 (Jul-Sept 2012); 2Q FY2013 (Oct-Dec 2012); 3Q FY2013 (Jan-Mar 2013); 4Q FY2013 (Apr-Jun 2013); % = 3Q FY2013 vs 4Q FY2013

Violations Received by ECB

Trend for FY2013

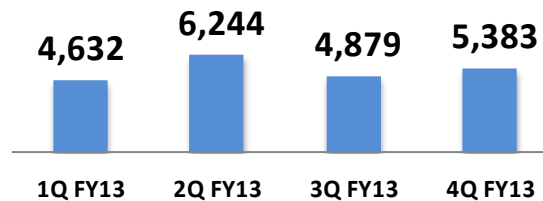
DPR

77% Increase



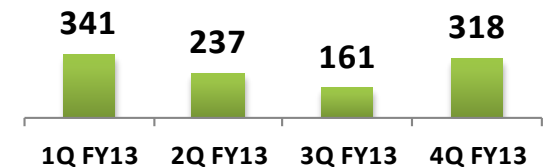
NYPD

10% Increase



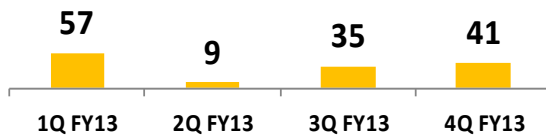
DOITT

98% Increase



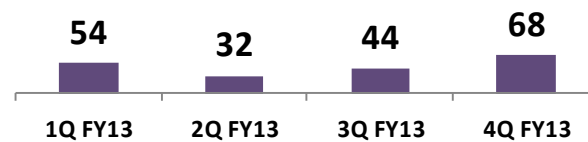
BIC

17% Increase



LPC

55% Increase



Agency Group	3Q FY13 vs 4Q FY13
DSNY	-2%
DOB	11%
FDNY	41%
DOT	40%
NYPD	10%
DOHMH	5%
DEP	15%
DPR	77%
DOITT	98%
BIC	17%
LPC	55%

* 1Q FY2013 (Jul-Sept 2012); 2Q FY2013 (Oct-Dec 2012); 3Q FY2013 (Jan-Mar 2013); 4Q FY2013 (Apr-Jun 2013); % = 3Q FY2013 vs 4Q FY2013

Violations Received by ECB

FY2012 vs FY2013

AGENCY	FY 2012	FY 2013
DSNY	356,404	280,714
FDNY	45,236	43,872
DOB	56,917	43,670
DOT	30,438	27,382
DOHMH	26,157	25,436
NYPD	23,884	21,138
DEP	13,332	13,262
DPR	8,635	7,240
DOITT	1,239	1,057
LPC	172	198
BIC	338	142
DCA	16	2
Agency Code Missing	376	325
Misc	333	228
Total	563,477	464,666

Total Violations Heard

FY2012 vs FY2013

<i>Agency</i>	<i>FY 2012</i>	<i>FY 2013</i>
DSNY	116,486	88,749
DOB	66,456	45,089
FDNY	16,598	16,801
DOHMH	13,348	14,533
NYPD	14,276	14,340
DEP	10,738	12,168
DOT	11,307	10,863
DPR	2,527	2,388
DOITT	1,693	1,496
LPC	98	119
BIC	105	61
DCA	0	0
Agency Code Missing	136	117
Misc	1,950	2,198
Total	255,718	208,922

Decisions Rendered

FY2012 vs FY2013

Agency	FY 2012	FY 2013
DSNY	81,041	60,961
DOB	38,945	26,812
FDNY	12,734	13,147
DOHMH	11,083	12,520
NYPD	11,138	10,953
DOT	7,332	7,156
DEP	6,659	7,022
DPR	2,264	1,900
DOITT	776	485
LPC	71	69
BIC	61	50
DCA	1	3
Misc	174	142
Agency Code Missing	130	150
TOTAL	172,409	141,370

Hearing to Decision

(Elapsed Time from Last Hearing to Decision Date)
FY2013

	1Q FY2013 (Jul-Sept 2012)	2Q FY2013 (Oct-Dec 2012)	3Q FY2013 (Jan-Mar 2013)	4Q FY2013 (Apr-Jun 2013)
< 3 mo	99.86%	99.90%	99.96%	99.96%
3 to 6 mo	0.08%	0.08%	0.02%	0.03%
6 to 12 mo	0.02%	0.01%	0.00%	0.00%
> 12 mo	0.04%	0.01%	0.02%	0.01%

	FY2012	FY2013
< 3 mo	99.63%	99.92%
3 to 6 mo	0.29%	0.05%
6 to 12 mo	0.02%	0.01%
> 12 mo	0.06%	0.02%

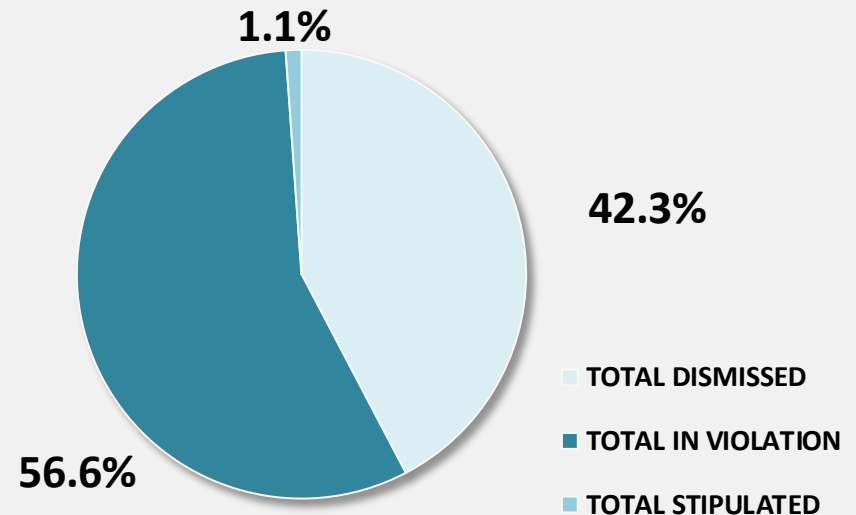
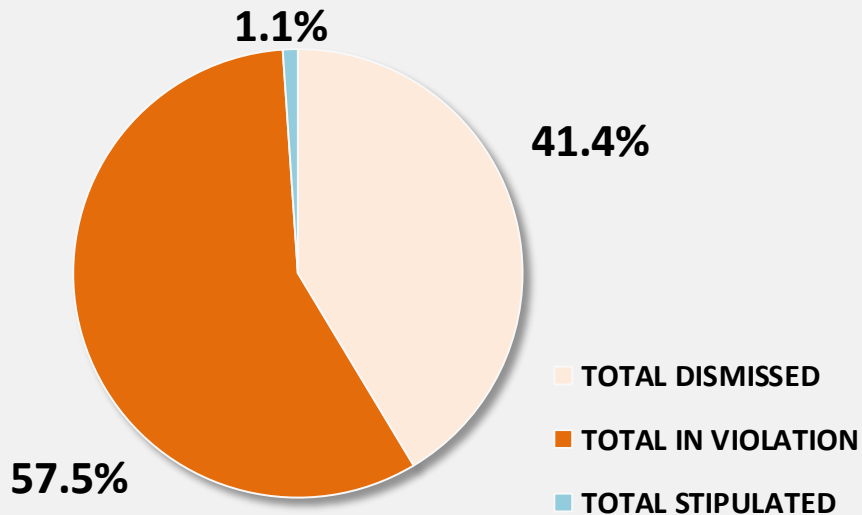
Decisions Rendered after Hearings

FY2012 vs FY2013

(In Violation/Dismissed/Stipulated)

	FY2012
DISMISSED	71,357
IN VIOLATION	99,198
STIPULATED	1,854
TOTAL	172,409

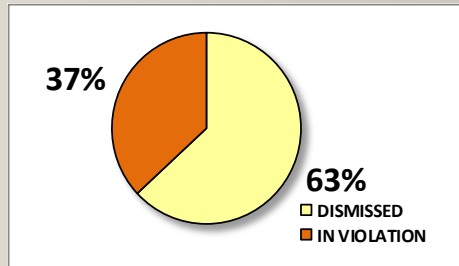
	FY2013
DISMISSED	59,820
IN VIOLATION	79,954
STIPULATED	1,596
TOTAL	141,370



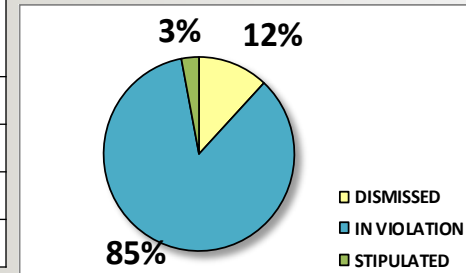
Decisions Rendered after Hearings

(By Agency – 2Q CY2013)

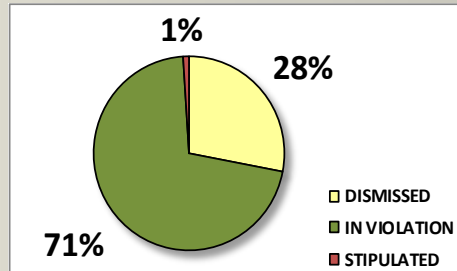
DSNY	2Q CY2013
DISMISSED	10,804
IN VIOLATION	6,329
TOTAL	17,133



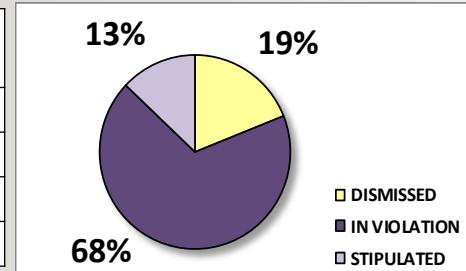
FDNY	2Q CY2013
DISMISSED	411
IN VIOLATION	2,992
STIPULATED	103
TOTAL	3,506



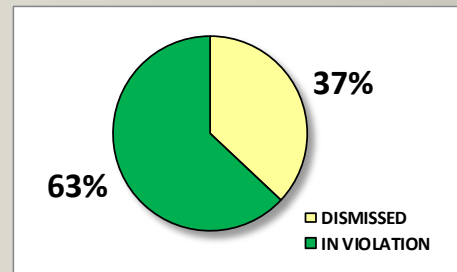
DOB	2Q CY2013
DISMISSED	1,842
IN VIOLATION	4,668
STIPULATED	54
TOTAL	6,564



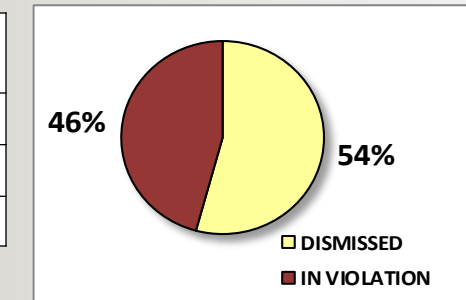
DEP	2Q CY2013
DISMISSED	450
IN VIOLATION	1,600
STIPULATED	290
TOTAL	2,340



DOT	2Q CY2013
DISMISSED	868
IN VIOLATION	1,479
TOTAL	2,347



NYPD	2Q CY2013
DISMISSED	1,771
IN VIOLATION	1,494
TOTAL	3,265

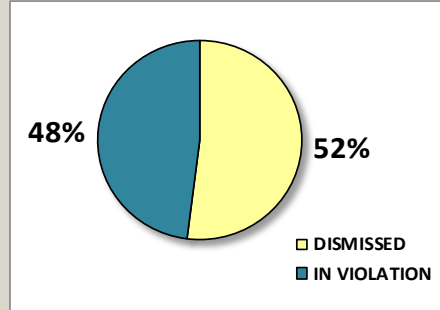


*April, May and June 2013

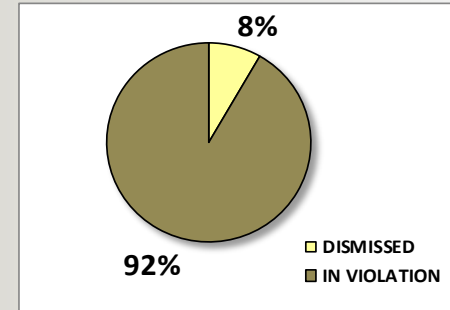
Decisions Rendered after Hearings

(By Agency – 2Q CY2013)

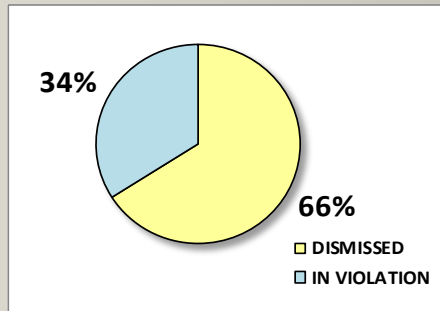
DOHMH	2Q CY2013
DISMISSED	2,136
IN VIOLATION	2,004
TOTAL	4,140



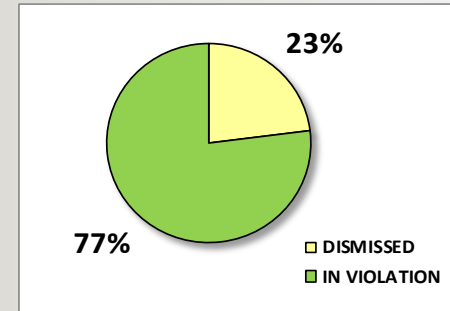
BIC	2Q CY2013
DISMISSED	1
IN VIOLATION	11
TOTAL	12



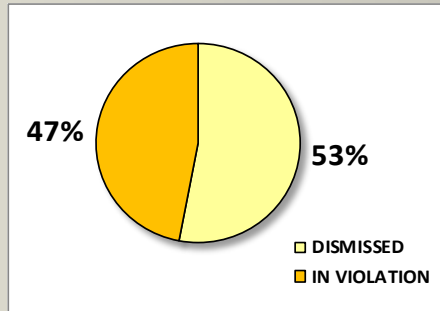
DPR	2Q CY2013
DISMISSED	285
IN VIOLATION	148
TOTAL	433



LPC	2Q CY2013
DISMISSED	3
IN VIOLATION	10
TOTAL	13



DOITT	2Q CY2013
DISMISSED	85
IN VIOLATION	74
TOTAL	159



*April, May and June 2013

Most Commonly Issued Violations By Agency

(2Q CY2013)

DOT

FAILURE TO COMPLY WITH THE TERMS AND CONDITIONS OF DOT PERMITS

USE/OPENING OF STREET W/O PERMIT

FAILED TO PRODUCE/MAINTAIN COMMERCIAL BIKE ROSTER 1ST OFFENSE

DOB

FAIL MAINTAIN BLDG IN COMPLIANT MANNER: SERVICE EQUIPMENT

UNLAWFUL ACTS. FAILURE TO COMPLY WITH AN ORDER OF THE COMMISSIONER

WORK WITHOUT A PERMIT

NYPD

IN BUS STOP, OR 10 FT. OF DRIVE, SUBWAY, CROSSWALK, ETC.

VENDOR ON SIDEWALK LESS THAN 12FT., OR NOT ON CURB

ITEMS NOT IN OR UNDER VEHICLE (EXCEPT WASTE CONTAINER)

DSNY

DIRTY AREA

DIRTY SIDEWALK/ DIRTY AREA

FAILURE TO CLEAN 18 INCHES INTO STREET

*April, May and June 2013

Most Commonly Issued Violations By Agency

(2Q CY2013)

DEP

FAILED TO SUBMIT AN ANNUAL TEST REPORT FOR A BACKFLOW PREVENTOR

OPERATING EMISSION SOURCE WITH EXPIRED REGISTRATION

FAILED TO INSTALL A BACKFLOW PREVENTER

DOHMH

FAIL TO ELIMINATE RODENT INFESTATION SHOWN BY ACTIVE RODENT SIGNS 1ST

FAIL TO ELIMINATE CONDITIONS CONDUCTIVE TO RODENT-DEBRIS,VEGETATION 1ST

ITEMS NOT IN OR UNDER VEHICLE (EXCEPT WASTE CONTAINER)

FDNY

PERMITS

INSPECTION AND TESTING

FIRE PROTECTION SYSTEMS:FAIL TO PREVENT UNNECESSARY/UNWARRANTED ALARMS

LPC

WORK W/O OR VIOL. OF CERT.OF APPROP/NO EFFECT(TYPE C)FLAG,SIGN,BANR,AWNG

WORK W/O OR VIOL.OF CERT.OF APPROP/NO EFFECT-ALT EXT ARCHIT FEAT.TYPEA

WORK W/O OR VIOL.OF CERT.OF APPROP/NO EFFECT-ALTERAL'N STRFRONT-TYPE A

*April, May and June 2013

Most Commonly Issued Violations By Agency (2Q CY2013)

DOITT

FAILURE TO PROVIDE WORKING PUBLIC PAY TELEPHONE & OPERATOR SERVICES

FAILED TO CLEAN/MAINTAIN PUBLIC PAY TELEPHONE AS PER REQMNTS OF SUBSECTION

REQUIRED SIGN MISSING/IMPERMISSIBLE AS PER REQUIREMENTS OF SUBSECTION

BIC

IDLING OF MOTOR VEHICLE ENGINE OVER THREE MINUTES (DIESEL FUEL)

FAILURE TO REGISTER WHOLESALE AND/OR MARKET BUSINESS, AS PER SUBSE.

SUBLEASED/ALLOWED USE OF PREMISES BY UNREG. PERSON (WHOLESALE)

DPR

UNLEASHED OR UNCONTROLLED ANIMALS IN PARK

FAILURE TO COMPLY WITH DIRECTIONS/PROHIBITIONS ON SIGNS

UNAUTHORIZED CONSUMPTION/POSSESSION OF ALCOHOLIC BEVERAGE

*April, May and June 2013

Appealed Violations by Issuing Agency (2Q CY2013)

Agency	# of Violations
DSNY	2,347
DOB	349
FDNY	79
DOHMH	46
DEP	43
DPR	31
NYPD	28
DOT	12
BIC	3
DOITT	2
Misc.	1
Total	2,941

*April, May and June 2013

Defaults (2Q CY2013)

Total # of Defaults (Apr, May and Jun 2013) = 55,223

Issuing Agency	# of Defaults 2Q CY2013	% out of Total Defaults
DSNY	36,444	65.99%
DOT	5,262	9.53%
DOHMH	3,573	6.47%