



Environmental Control Board

A Division of the Office of Administrative Trials and Hearings



Quarterly Review for Board Members

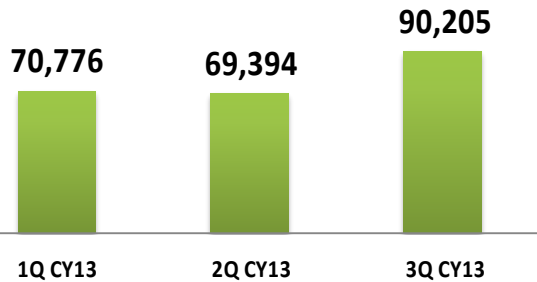
(3Q CY2013)

October 31, 2013

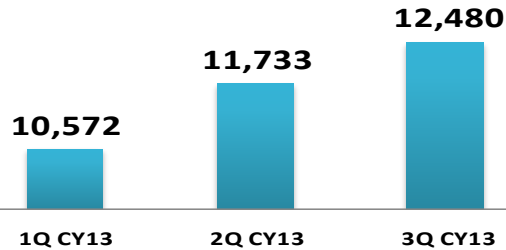
Violations Received by ECB

3Q CY2013

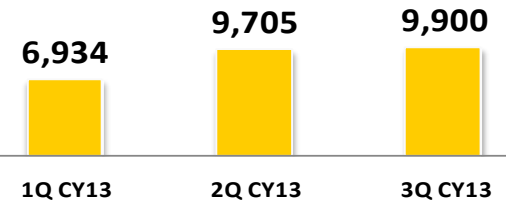
DSNY
30% Increase



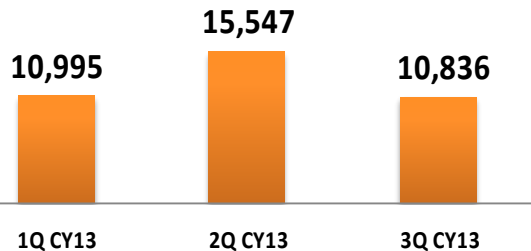
DOB
6% Increase



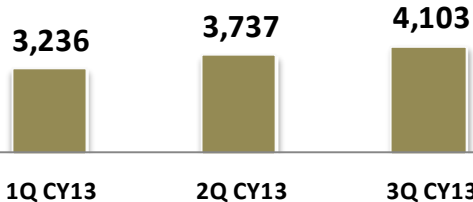
DOT
2% Increase



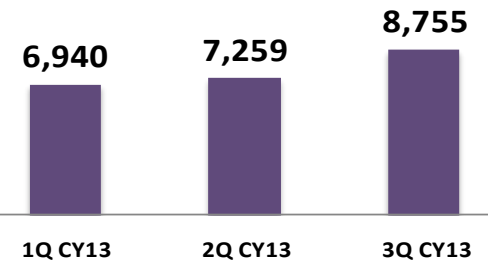
FDNY
30% Decrease



DEP
10% Increase



DOHMH
21% Increase



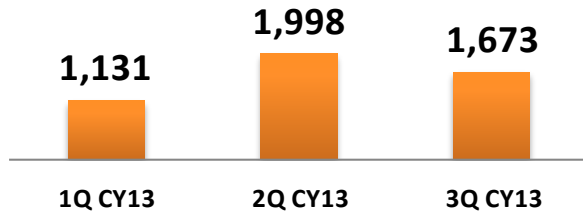
*1Q CY2013 (Jan-Mar 2013); 2Q CY2013 (Apr-Jun 2013); 3Q CY2013 (Jul-Sept 2013); % = 2Q CY2013 vs 3Q CY2013

Violations Received by ECB

3Q CY2013

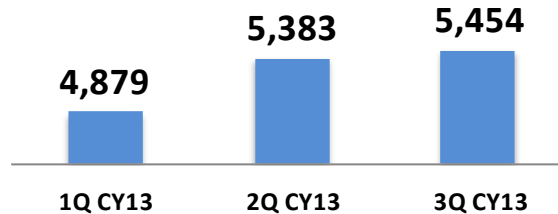
DPR

16% Decrease



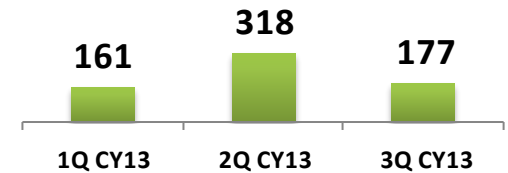
NYPD

1% Increase



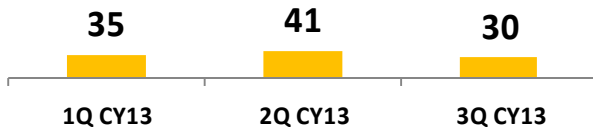
DOITT

44% Decrease



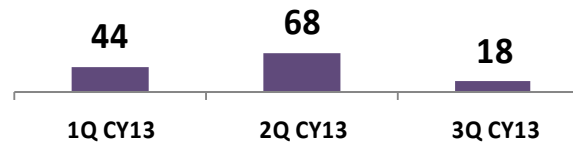
BIC

27% Decrease



LPC

74% Decrease



*1Q CY2013 (Jan-Mar 2013); 2Q CY2013 (Apr-Jun 2013); 3Q CY2013 (Jul-Sept 2013); % = 2Q CY2013 vs 3Q CY2013

Violations Received by ECB

Quarterly Comparisons

Violations Received	3Q CY2012 (Jul, Aug & Sept 2012)	3Q CY2013 (July, Aug & Sept 2013)
DSNY	92,034	90,205
DOB	12,588	12,480
FDNY	9,260	10,836
DOT	5,960	9,900
DOHMH	6,333	8,755
NYPD	4,632	5,454
DEP	3,471	4,103
DPR	3,062	1,673
DOITT	341	177
BIC	57	30
LPC	54	18
DCA	2	0
Agency Code Missing	111	122
Misc	98	46
Total	138,003	143,799

Total Violations Heard

Quarterly Comparisons

Agency	3Q CY2012 (Jul, Aug & Sept 2012)	3Q CY2013 (July, Aug & Sept 2013)
DSNY	27,457	16,626
DOB	12,226	10,284
FDNY	4,528	5,840
DOHMH	3,053	4,882
DEP	2,542	3,469
DOT	2,824	3,404
NYPD	3,648	2,695
DPR	921	1,161
DOITT	265	452
LPC	19	28
BIC	20	17
DCA	0	0
Agency Code Missing or Invalid	58	47
Misc	431	492
TOTAL	57,992	49,397

Decisions Rendered

Quarterly Comparisons

Agency	3Q CY2012 (Jul, Aug & Sept 2012)	3Q CY2013 (July, Aug & Sept 2013)
DSNY	18,648	16,919
DOB	7,872	6,020
DOHMH	2,471	4,671
FDNY	3,647	4,525
DOT	1,794	2,037
DEP	1,445	2,031
NYPD	2,649	1,983
DPR	696	578
DOITT	93	91
LPC	9	35
BIC	23	11
DCA	0	0
Agency Code Missing or Invalid	43	43
Misc	41	35
Total	39,431	38,979

Hearing to Decision

(Elapsed Time from Last Hearing to Decision Date)
3Q CY2013

	1Q CY2013 (Jan-Mar 2013)	2Q CY2013 (Apr-Jun 2013)	3Q CY2013 (Jul-Sept 2013)
< 3 mo	99.96%	99.96%	99.97%
3 to 6 mo	0.02%	0.03%	0.00%
6 to 12 mo	0.00%	0.00%	0.01%
> 12 mo	0.02%	0.01%	0.01%

	3Q CY2012 (Jul-Sept 2012)	3Q CY2013 (Jul-Sept 2013)
< 3 mo	99.86%	99.97%
3 to 6 mo	0.08%	0.00%
6 to 12 mo	0.01%	0.01%
> 12 mo	0.04%	0.01%

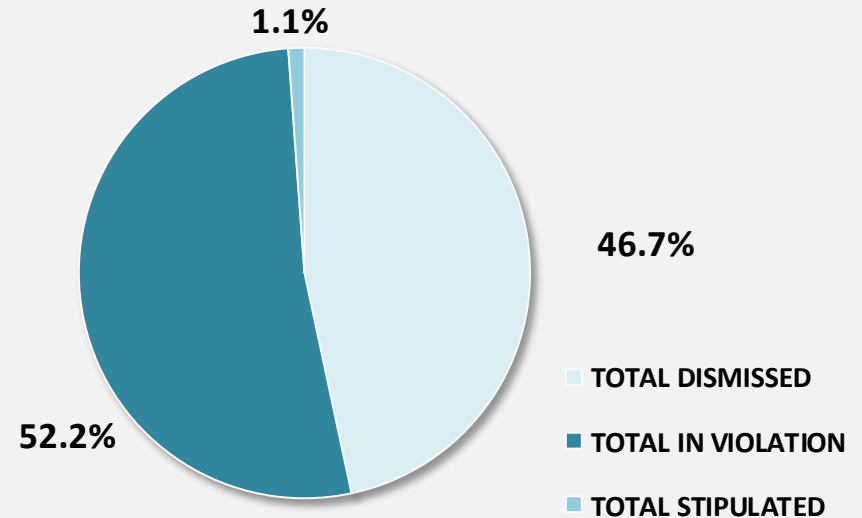
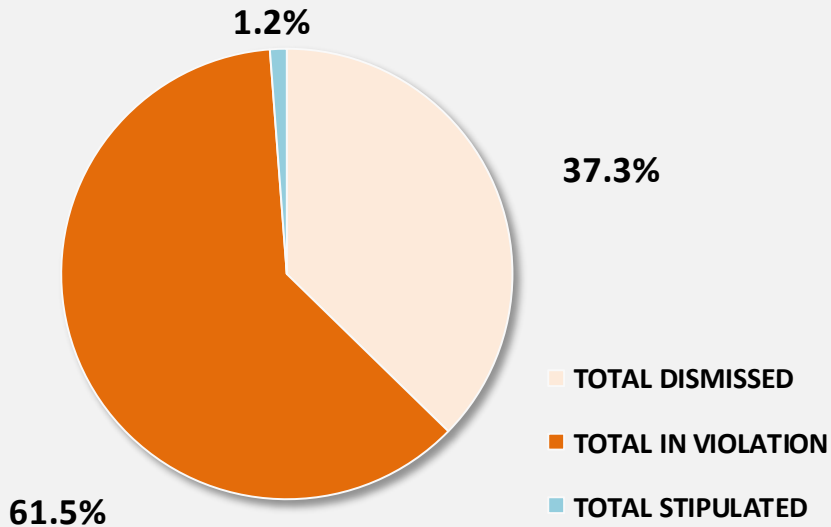
Decisions Rendered after Hearings

3Q CY2012 vs 3Q CY2013

(In Violation/Dismissed/Stipulated)

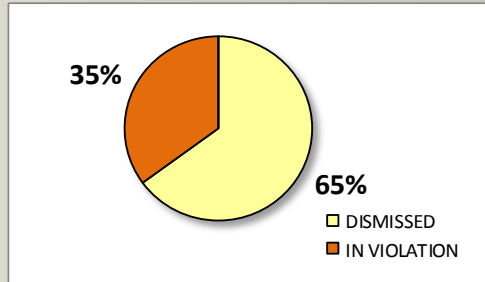
	3Q CY2012 <i>(Jul, Aug & Sept 2012)</i>
DISMISSED	14,713
IN VIOLATION	24,265
STIPULATED	453
TOTAL	39,431

	3Q CY2013 <i>(Jul, Aug & Sept 2013)</i>
DISMISSED	18,186
IN VIOLATION	20,346
STIPULATED	447
TOTAL	38,979

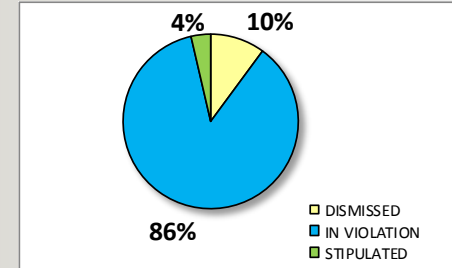


Decisions Rendered after Hearings (By Agency – 3Q CY2013)

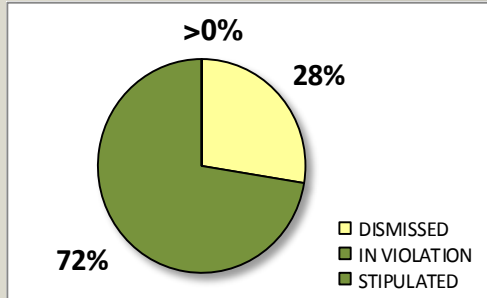
DSNY	
	3Q CY2013
DISMISSED	10,990
IN VIOLATION	5,929
TOTAL	16,919



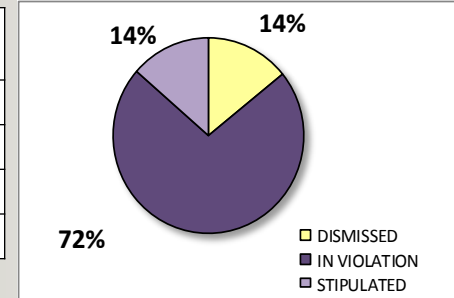
FDNY	
	3Q CY2013
DISMISSED	453
IN VIOLATION	3,910
STIPULATED	162
TOTAL	4,525



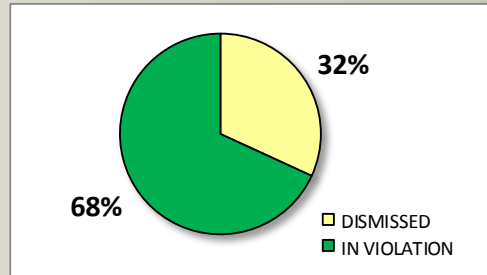
DOB	
	3Q CY2013
DISMISSED	1,657
IN VIOLATION	4,354
STIPULATED	9
TOTAL	6,020



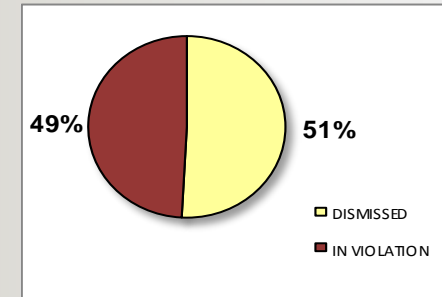
DEP	
	3Q CY2013
DISMISSED	288
IN VIOLATION	1,467
STIPULATED	276
TOTAL	2,031



DOT	
	3Q CY2013
DISMISSED	649
IN VIOLATION	1,388
TOTAL	2,037



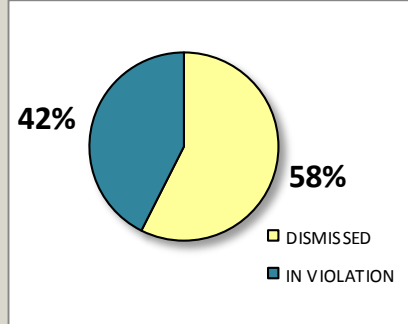
NYPD	
	3Q CY2013
DISMISSED	1,008
IN VIOLATION	975
TOTAL	1,983



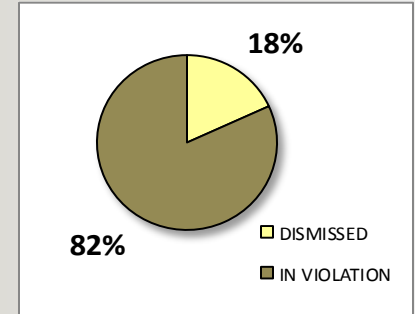
*July, August and September 2013

Decisions Rendered after Hearings (By Agency – 3Q CY2013)

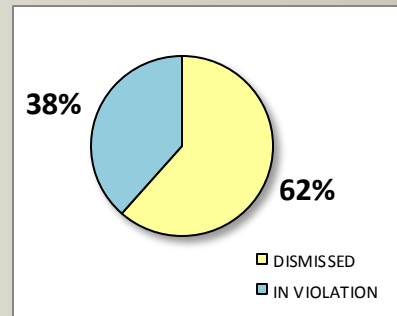
DOHMH	3Q CY2013
DISMISSED	2,686
IN VIOLATION	1,985
TOTAL	4,671



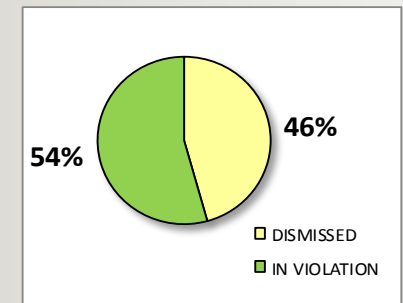
BIC	3Q CY2013
DISMISSED	2
IN VIOLATION	9
TOTAL	11



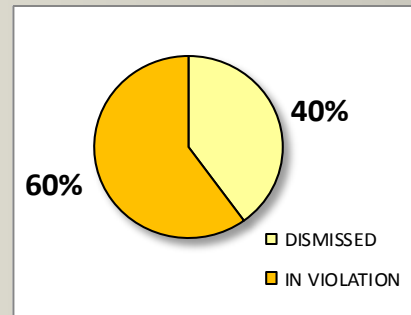
DPR	3Q CY2013
DISMISSED	356
IN VIOLATION	222
TOTAL	578



LPC	3Q CY2013
DISMISSED	16
IN VIOLATION	19
TOTAL	35



DOITT	3Q CY2013
DISMISSED	36
IN VIOLATION	55
TOTAL	91



*July, August and September 2013

Most Commonly Issued Violations By Agency

(3Q CY2013)

DOT
FAILURE TO COMPLY WITH THE TERMS AND CONDITIONS OF DOT PERMITS
FAILURE TO PERMANENTLY RESTORE CUT WITHIN REQUIRED TIME
USE/OPENING OF STREET W/O PERMIT

DOB
UNLAWFUL ACTS.FAILURE TO COMPLY WITH AN ORDER OF THE COMMISSIONER
FAIL MAINTAIN BLDG IN COMPLIANT MANNER: SERVICE EQUIPMENT
WORK WITHOUT A PERMIT

NYPD
VEND IN BUS STOP, NEXT TO HOSPITAL/10 FT OF DRIVE, SUBWAY, SUBWAY, CROSSWALK
VENDING AT TIME/PLACE PROHIBITED
VENDOR ON SIDEWALK LESS THAN 12FT., OR NOT AT CURB

DSNY
DIRTY SIDEWALK/DIRTY AREA
FAILURE TO CLEAN 18 INCHES INTO STREET
DIRTY AREA

*July, August and September 2013

Most Commonly Issued Violations By Agency (3Q CY2013)

DEP
FAILED TO SUBMIT AN ANNUAL TEST REPORT FOR A BACKFLOW PREVENTER
OPERATING EMISSION SOURCE WITH EXPIRED REGISTRATION
FAILED TO INSTALL A BACKFLOW PREVENTER

DOHMH
FAIL TO ELIMINATE RODENT INFESTATION SHOWN BY ACTIVE RODENT SIGNS 1ST
FAIL TO ELIMINATE CONDITIONS CONDUCTIVE TO RODENT-DEBRIS, VEGITATION 1ST
ITEMS NOT IN OR UNDER CART (EXCEPT WASTE CONTAINER)

FDNY
INSPECTION AND TESTING
FIRE PROTECTION SYSTEMS: FAIL TO PREVENT UNNECESSARY/UNWARRANTED ALARMS
PERMITS

LPC
WORK W/O OR VIOL OF CERT.OF APPROP/NO EFFCT(TYPE C)FLAG,SIGN,BANR,AWNG
WORK W/O OR VIOL.OF CERT.OF APPROP/NO EFFECT(TYPE C)MISC.VIOLATION
WORK W/O OR VIOL.OF CERT.OF APPROP/NO EFFECT-ALT EXT ARCHIT FEAT.TYPEA

*July, August and September 2013

Most Commonly Issued Violations By Agency

(3Q CY2013)

DOITT

FAILURE TO PROVIDE WORKING PUBLIC
PAY TELEPHONE & OPERATOR SERVICES

FAILED TO CLEAN/MAINTAIN PUBLIC PAY
TELEPHONE AS PER REQMENTS OF SUBSEC

REQUIRED SIGN MISSING/IMPERMISSIBLE
AS PER REQUIREMENTS OF SUBSECTION

BIC

IDLING OF MOTOR VEHICLE ENGINE OVER
THREE MINUTES (DIESEL FUEL)

FAILURE TO REGISTER WHOLSALE AND/OR
MARKET BUSINESS, AS PER SUBSE

FAILURE TO REGISTER WHOLSALE AND/OR
MARKET BUSINESS, AS PER SUBSE

DPR

UNAUTHORIZED VENDING

UNAUTHORIZED CONSUMPTION/POSSESSION
OF ALCOHOLIC BEVERAGE

FAILURE TO COMPLY WITH
DIRECTIONS/PROHIBITIONS ON SIGNS

*July, August and September 2013

Appealed Violations by Issuing Agency (3Q CY2013)

Agency	# of Violations
DSNY	437
DOB	399
FDNY	82
DOHMH	54
DEP	42
DOT	32
NYPD	29
DPR	17
Misc Agencies	2
Total	1,094

*July, August and September 2013

Defaults (3Q CY2013)

Total # of Defaults (Jul, Aug and Sept 2013) =

67,122

Issuing Agency	# of Defaults 3Q CY2013	% out of Total Defaults
DSNY	44,681	66.57%
DOT	6,375	9.50%
FDNY	4,864	7.25%