

2020 FAMILY-RELATED VIOLENCE SNAPSHOTS

NEW YORK CITY COMMUNITY BOARD DISTRICTS



**Mayor's Office to
End Domestic and
Gender-Based Violence**



TABLE OF CONTENTS

	Page
Introduction	2
Bronx Community District Snapshots	3
Brooklyn Community District Snapshots	16
Manhattan Community District Snapshots	35
Queens Community District Snapshots	48
Staten Island Community District Snapshots	63
Appendix	67
Maps	70

2020 Family-Related Violence Snapshots: New York City Community Board Districts

Introduction

This is the eighth annual *Family-Related Violence Snapshots: New York City Community Board Districts*, which provides snapshots of family-related violence¹ incident and offense statistics for each community board district in the city.

These snapshots provide an overview of the occurrence of family-related violence throughout the city and the services available for victims of gender-based violence through the Mayor's Office to End Domestic and Gender-Based Violence (ENDGBV).

This report is published alongside a partner report, *Intimate Partner Violence Snapshots: New York City Community Board Districts*, which covers intimate partner violence in the city. Together, family violence and intimate partner violence offenses comprise the total domestic violence offenses in New York City.

The domestic violence incident and offense data were obtained from the New York City Police Department (NYPD). Please note, intimate partner complaint and domestic incident report data are preliminary and subject to further revision by the NYPD. The snapshots include:

- 1) **Domestic Incident Reports:** The number and percentage of domestic violence incidents in each community board that were between non-intimate partner family members. Please note, for some domestic incident reports, the relationship categorization was missing; so, these reports are excluded from the number and percentage of family-related reports. The bar graph presents a comparison with the community boards in the borough with the highest and lowest frequencies of family-related domestic incident reports.
- 2) **Felony Assault Offenses:** The number and percentage of felony assault offenses in each community board that were between non-intimate partner family members. The bar graph presents a comparison with the community boards in the borough with the highest and lowest frequencies of family-related felony assault.
- 3) **Rape Offenses:** The number and percentage of rape offenses in each community board that were between non-intimate partner family members. The bar graph presents a comparison with the community boards in the borough with the highest and lowest frequencies of family-related rape.

For additional information please contact Kristina Arakelyan, Director of Research and Evaluation, at the Office to End Domestic and Gender-Based Violence (ENDGBV) at (212) 788-2663 or KArakelyan@endgbv.nyc.gov.

¹ NYC ENDGBV analyzed NYPD data on domestic violence. Incidents were separated into intimate partner violence (IPV) and family-related based on the following suspect-victim relationship categories:

IPV— boyfriend, common law husband, common law wife, divorced, ex-boyfriend, ex-girlfriend, fiancé/fiancée, former intimate partner, formerly married, girlfriend, husband, intimate partner/dating, married, parents boyfriend/girlfriend, same sex partner, wife

Family-related — aunt, brother, child of victim, daughter, father, grandchild, grandfather, grandmother, guardian, in-law, mother, nephew, niece, other relative, parent of victim, relative, sister, son, step-father/mother, uncle

Manhattan:

Family-related violence snapshot

1 In 2020, there were **9,297 family-related domestic incident reports (DIRs)** in Manhattan. These comprised **36%*** of the borough's domestic incident reports.

*This percentage excludes reports with missing relationship field.

2 In 2020, there were **259 family-related felony assaults** in Manhattan. These comprised **28%** of the borough's domestic violence felony assaults.

3 In 2020, there were **14 family-related rapes** in Manhattan. These comprised **24%** of the borough's domestic violence rapes.

4

HELP IS AVAILABLE

In the case of an emergency, call 911.






For information and non-emergency services, call 311 or the NYC Domestic Violence Hotline at 1-800-621-HOPE (4673).

Find resources and support in NYC at nyc.gov/nychope.

For walk-in services, visit one of the NYC Family Justice Centers.

NYC Family Justice Center, Manhattan

Address: 80 Centre Street, NY 10013 Phone: (212)602-2800

Subway: Take the  to Brooklyn Bridge –City Hall, the  to Chambers Street, the  to City Hall, to the  to Chambers Street, or the  to Chambers Street.

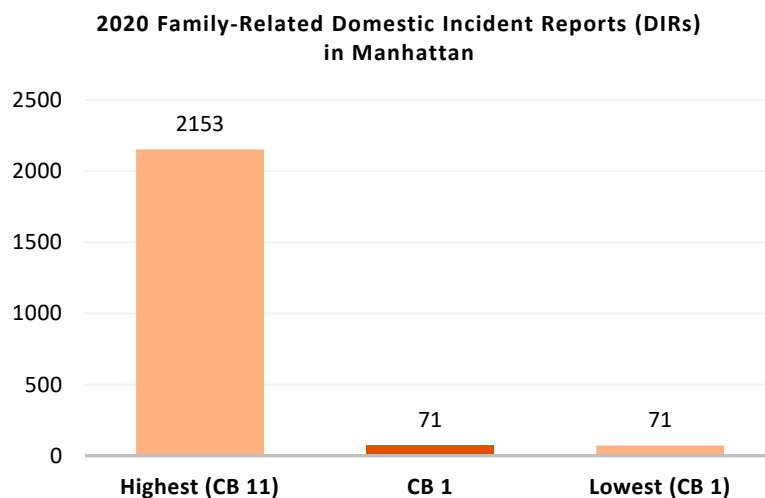
Bus: The M5, M9, M22 and M103 buses all stop near the Center.

Services are free and confidential. All are welcome regardless of gender identity or expression, sexual orientation, language, or immigration status.

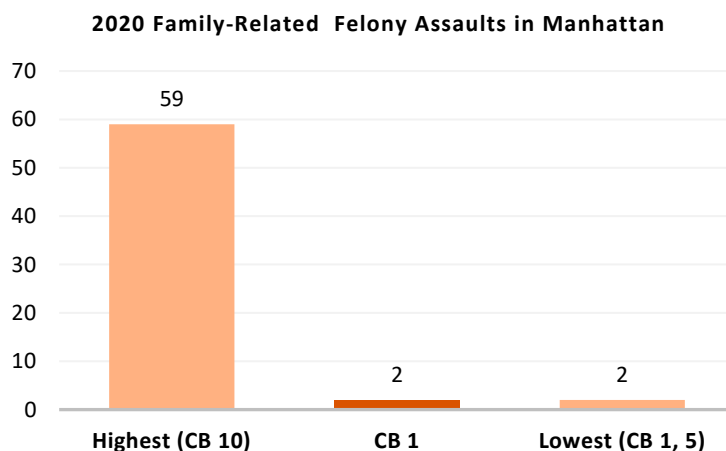
COMMUNITY BOARD 1: Financial District

- 1 In 2020, there were **101 family-related domestic incident reports** in Manhattan Community Board 1, comprising **14%*** of the neighborhood's domestic incident reports.

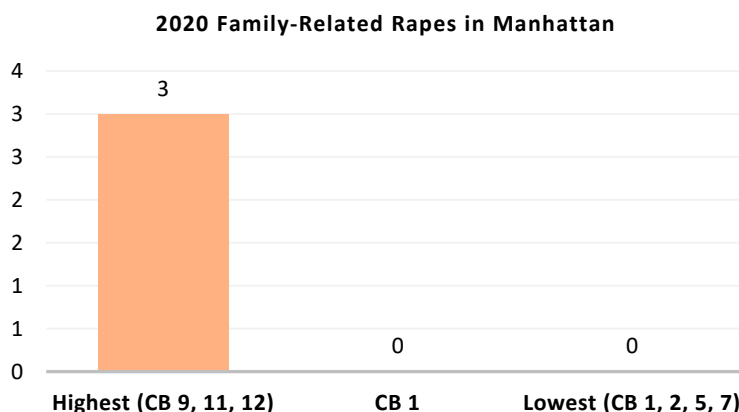
*This percentage excludes reports with missing relationship field.



- 2 In 2020, there were **2 family-related felony assaults**, comprising **12%** of the neighborhood's domestic violence felony assaults.



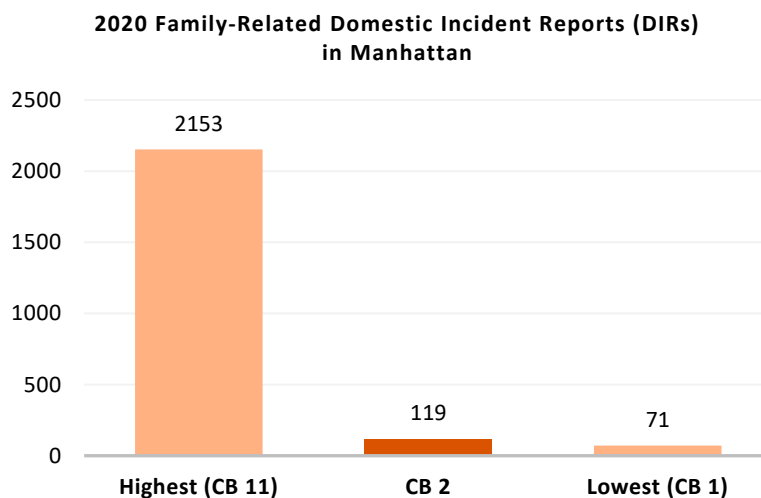
- 3 In 2020, there were **0 family-related rapes**, comprising **0%** of the neighborhood's domestic violence rapes



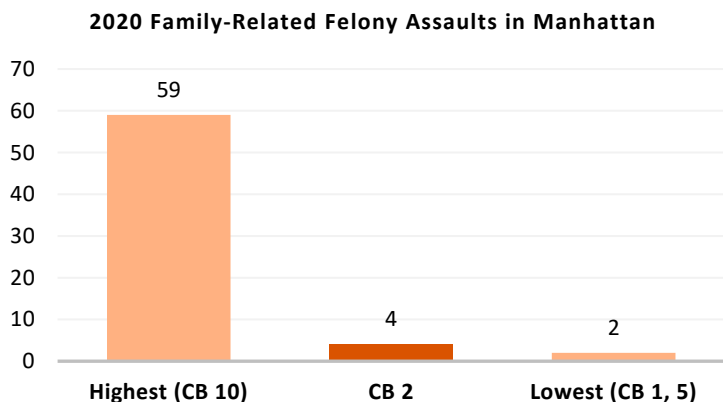
COMMUNITY BOARD 2: Greenwich Village and SoHo

- 1 In 2020, there were **119 family-related domestic incident reports** in Manhattan Community Board 2, comprising **25%*** of the neighborhood's domestic incident reports.

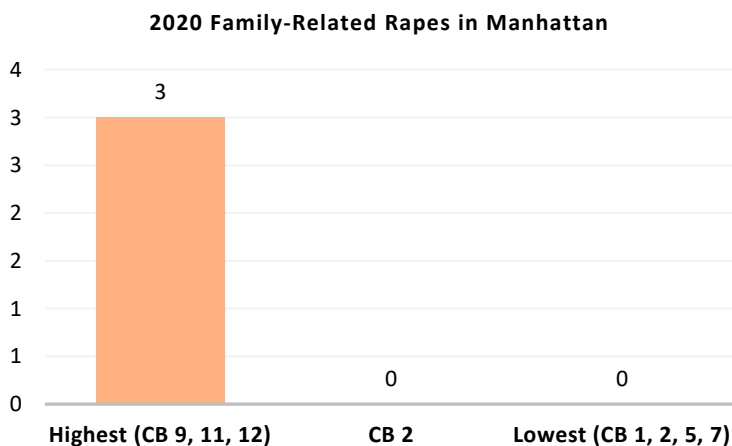
*This percentage excludes reports with missing relationship field.



- 2 In 2020, there were **4 family-related felony assaults**, comprising **27%** of the neighborhood's domestic violence felony assaults.



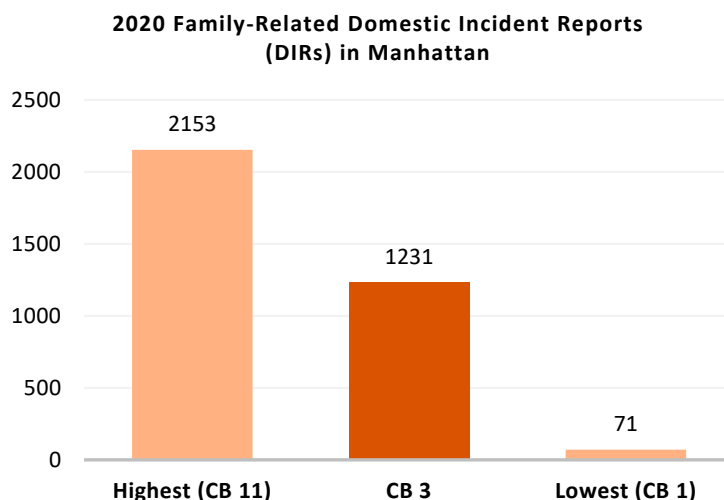
- 3 In 2020, there were **0 family-related rapes**, comprising **0%** of the neighborhood's domestic violence rapes



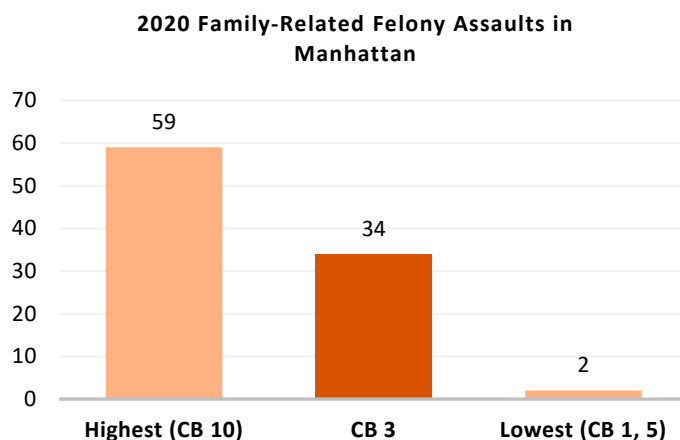
COMMUNITY BOARD 3: Lower East Side and Chinatown

- 1 In 2020, there were **1,231 family-related domestic incident reports** in Manhattan Community Board 3, comprising **41%*** of the neighborhood's domestic incident reports.

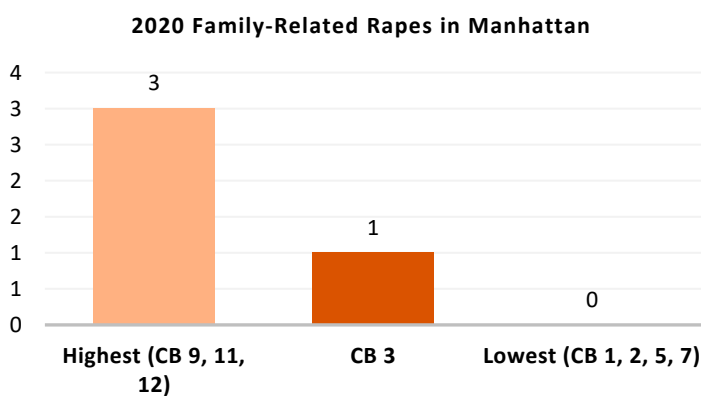
*This percentage excludes reports with missing relationship field.



- 2 In 2020, there were **34 family-related felony assaults**, comprising **32%** of the neighborhood's domestic violence felony assaults.



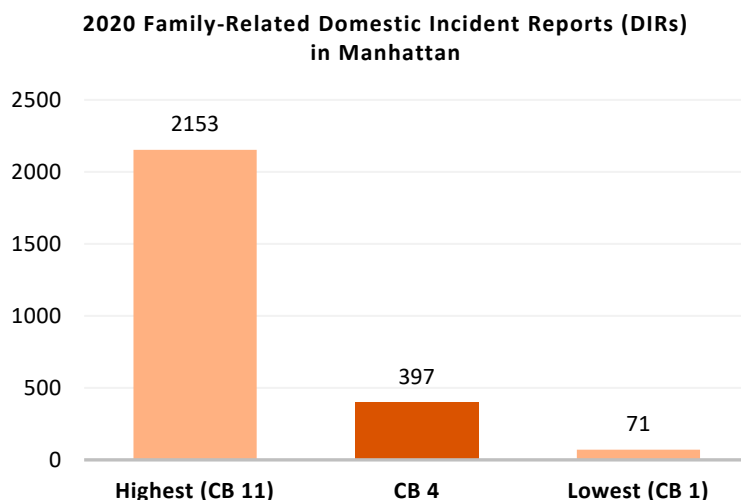
- 3 In 2020, there was **1 family-related rape**, comprising **11%** of the neighborhood's domestic violence rapes.



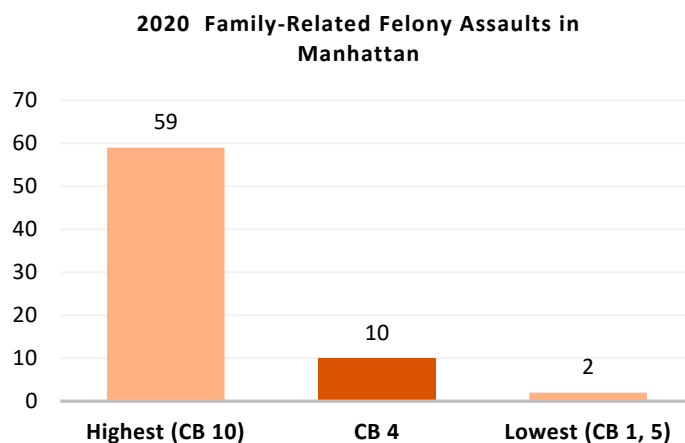
COMMUNITY BOARD 4: Clinton and Chelsea

- 1 In 2020, there were **397 family-related domestic incident reports** in Manhattan Community Board 4, comprising **26%*** of the neighborhood's domestic incident reports.

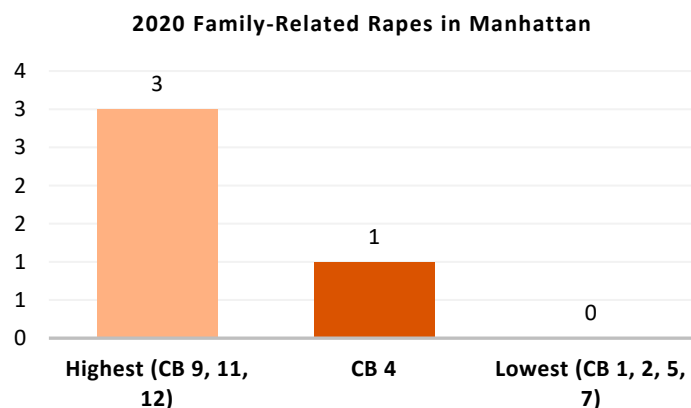
*This percentage excludes reports with missing relationship field.



- 2 In 2020, there were **10 family-related felony assaults**, comprising **17%** of the neighborhood's domestic violence felony assaults.



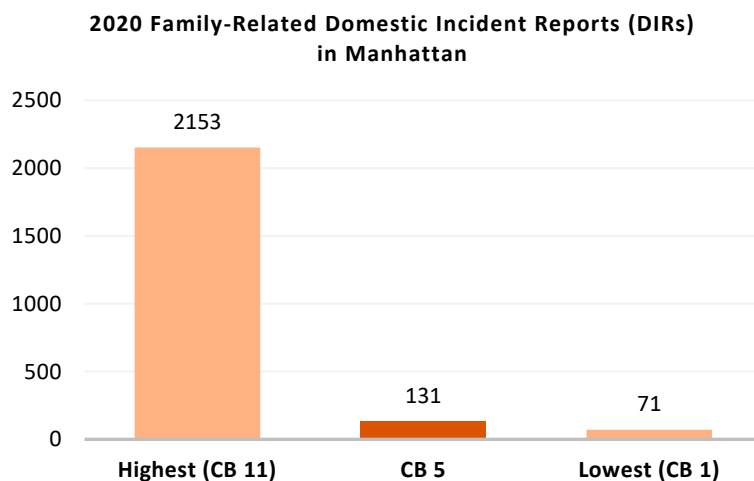
- 3 In 2020, there was **1 family-related rape**, comprising **25%** of the neighborhood's domestic violence rapes.



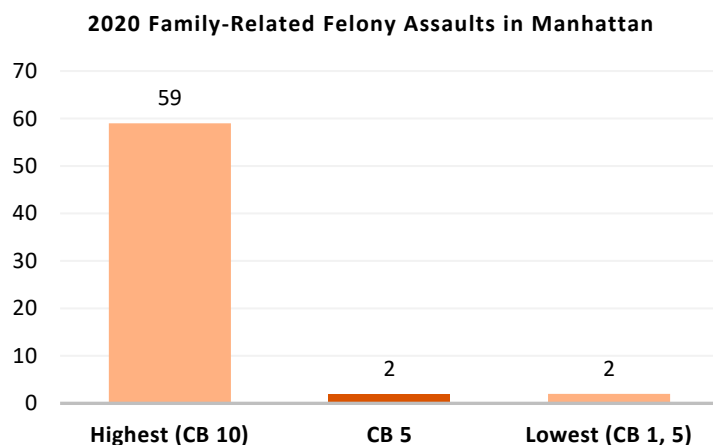
COMMUNITY BOARD 5: Midtown

- 1 In 2020, there were **131 family-related domestic incident reports** in Manhattan Community Board 5, comprising **15%*** of the neighborhood's domestic incident reports.

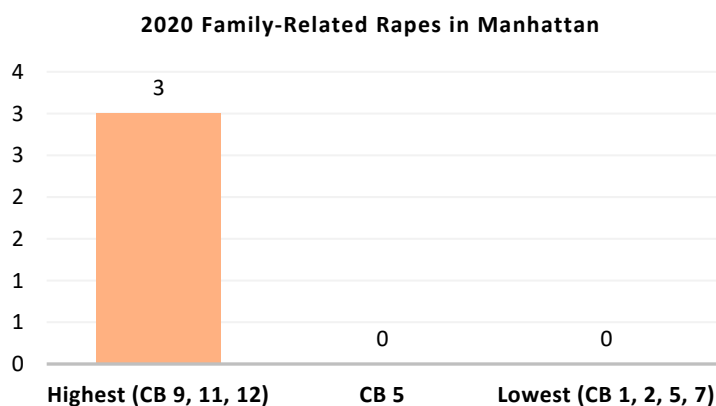
*This percentage excludes reports with missing relationship field.



- 2 In 2020, there were **2 family-related felony assaults**, comprising **7%** of the neighborhood's domestic violence felony assaults.



- 3 In 2020, there were **0 family-related rapes**, comprising **0%** of the neighborhood's domestic violence rapes.

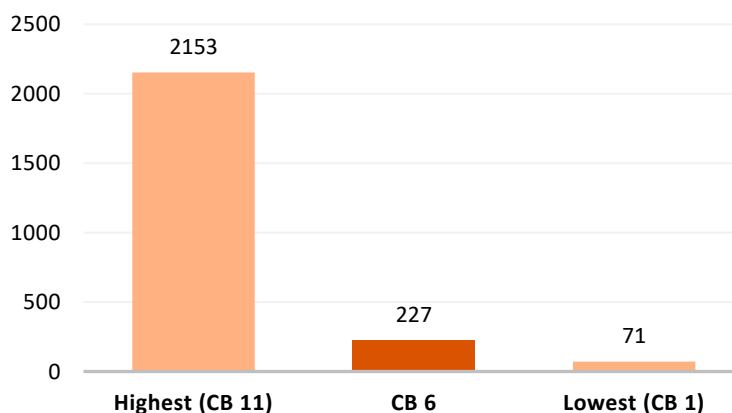


COMMUNITY BOARD 6: Stuyvesant Town and Turtle Bay

- 1 In 2020, there were **227 family-related domestic incident reports** in Manhattan Community Board 6, comprising **27%*** of the neighborhood's domestic incident reports.

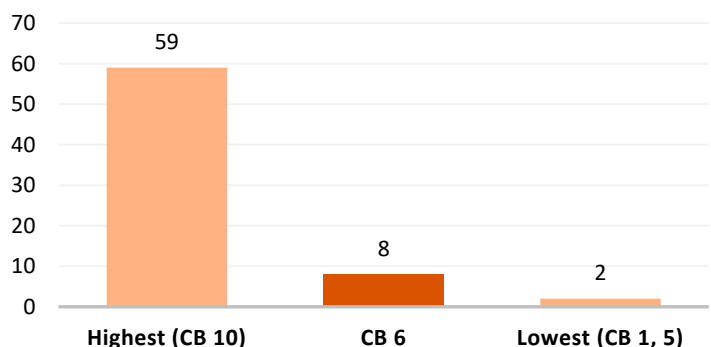
*This percentage excludes reports with missing relationship field.

2020 Family-Related Domestic Incident Reports (DIRs) in Manhattan



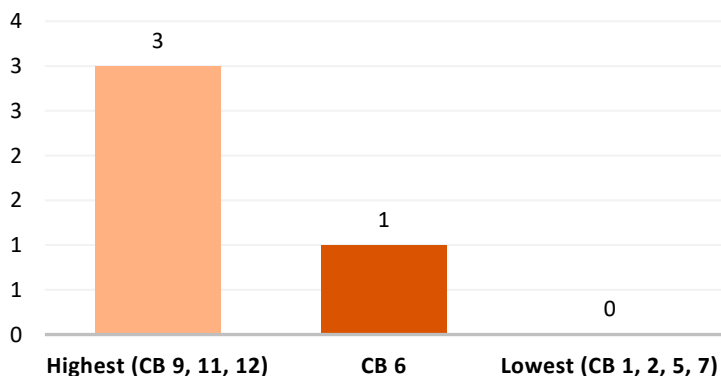
- 2 In 2020, there were **8 family-related felony assaults**, comprising **20%** of the neighborhood's domestic violence felony assaults.

2020 Family-Related Felony Assaults in Manhattan



- 3 In 2020, there was **1 family-related rape**, comprising **25%** of the neighborhood's domestic violence rapes.

2020 Family-Related Rapes in Manhattan

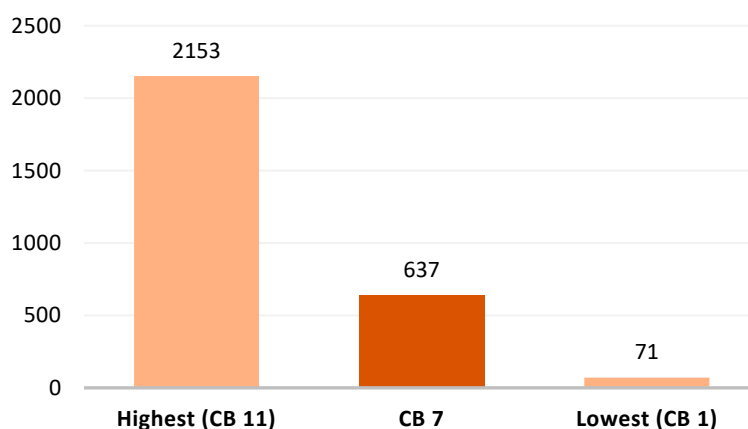


COMMUNITY BOARD 7: Upper West Side

- 1 In 2020, there were **637 family-related domestic incident reports** in Manhattan Community Board 7, comprising **34%*** of the neighborhood's domestic incident reports.

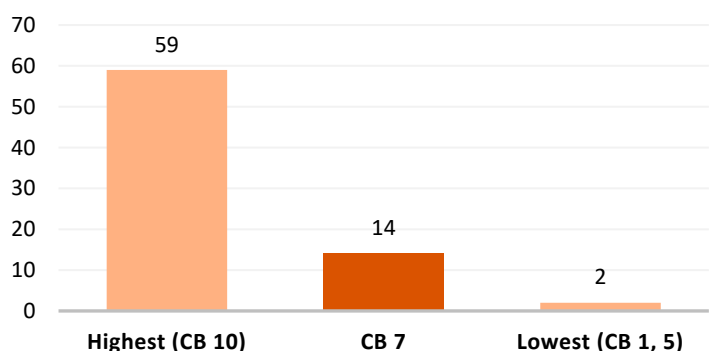
*This percentage excludes reports with missing relationship field.

2020 Family-Related Domestic Incident Reports (DIRs) in Manhattan



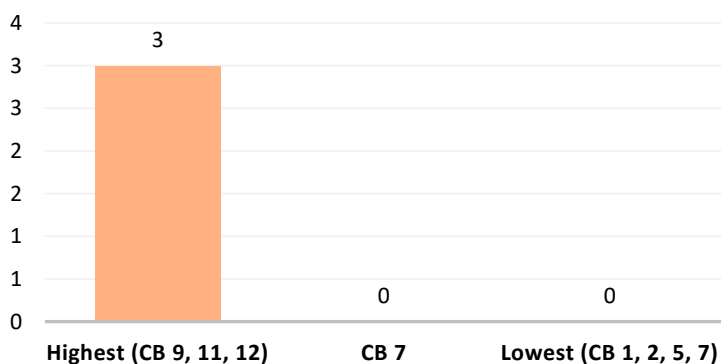
- 2 In 2020, there were **14 family-related felony assaults**, comprising **20%** of the neighborhood's domestic violence felony assaults.

2020 Family-Related Felony Assaults in Manhattan



- 3 In 2020, there were **0 family-related rapes**, comprising **0%** of the neighborhood's domestic violence rapes.

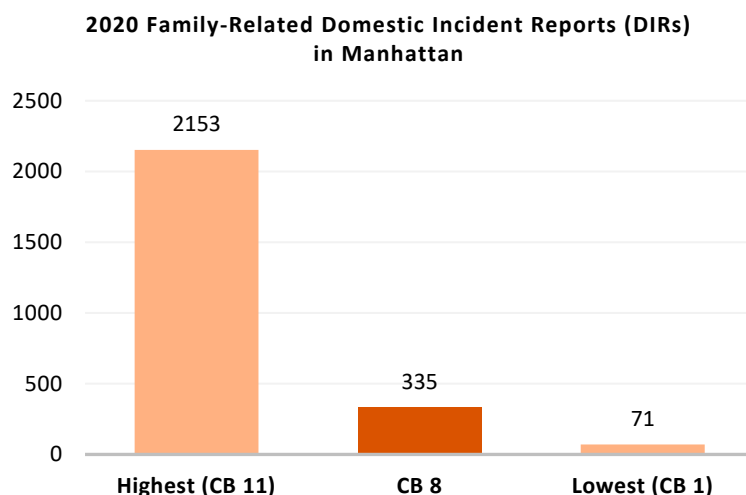
2020 Family-Related Rapes in Manhattan



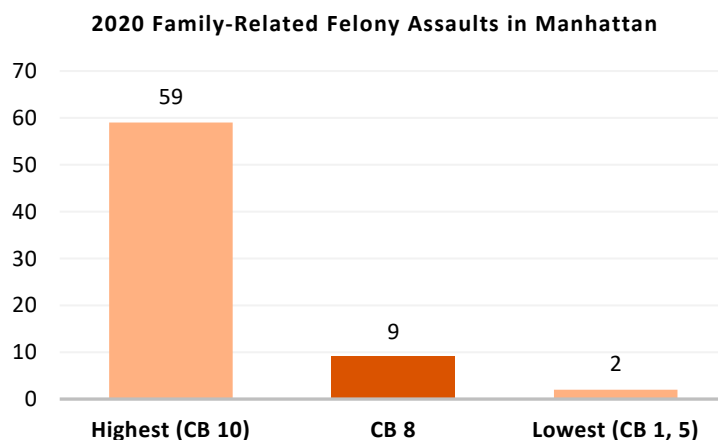
COMMUNITY BOARD 8: Upper East Side

- 1 In 2020, there were **335 family-related domestic incident reports** in Manhattan Community Board 8, comprising **33%*** of the neighborhood's domestic incident reports.

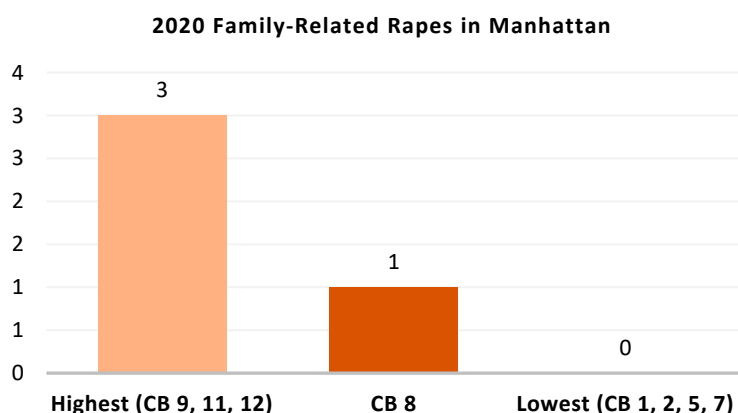
*This percentage excludes reports with missing relationship field.



- 2 In 2020, there were **9 family-related felony assaults**, comprising **29%** of the neighborhood's domestic violence felony assaults.



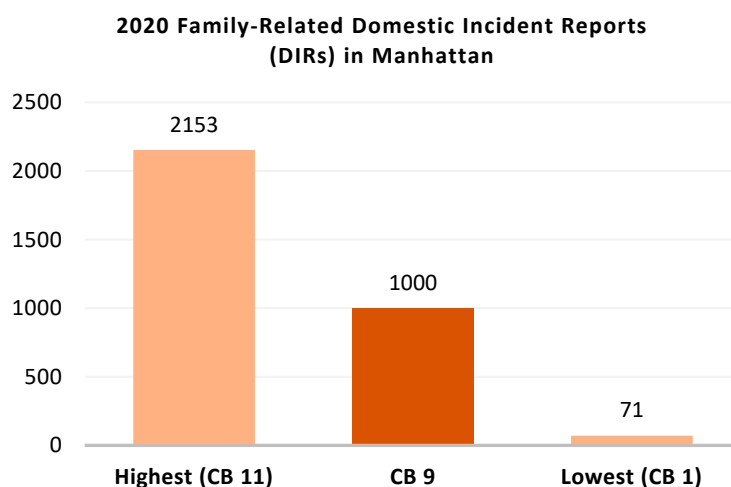
- 3 In 2020, there was **1 family-related rape**, comprising **33%** of the neighborhood's domestic violence rapes.



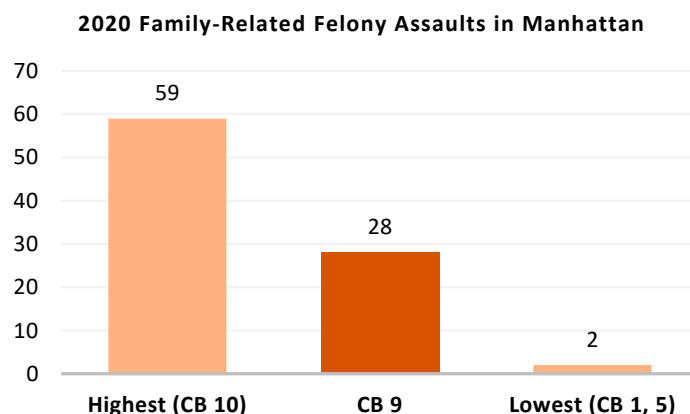
COMMUNITY BOARD 9: Morningside Heights and Hamilton Heights

- 1 In 2020, there were **1,000 family-related domestic incident reports** in Manhattan Community Board 9, comprising **42%*** of the neighborhood's domestic incident reports.

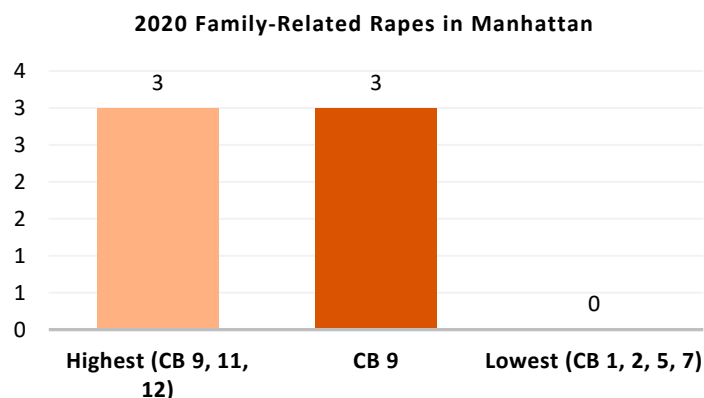
*This percentage excludes reports with missing relationship field.



- 2 In 2020, there were **28 family-related felony assaults**, comprising **38%** of the neighborhood's domestic violence felony assaults.



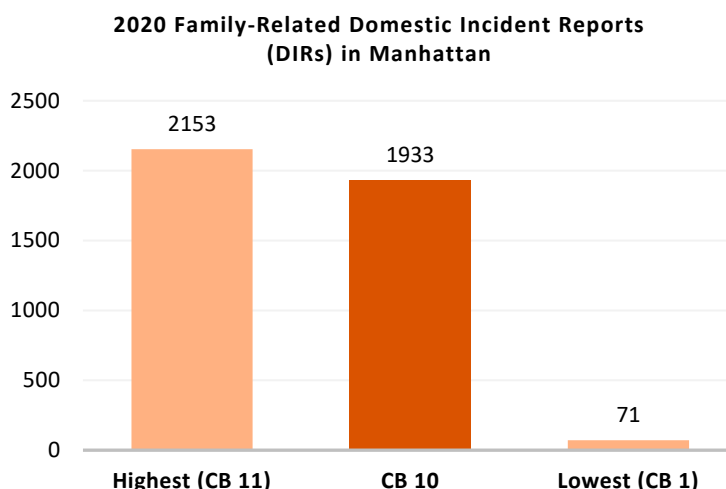
- 3 In 2020, there were **3 family-related rapes**, comprising **75%** of the neighborhood's domestic violence rapes.



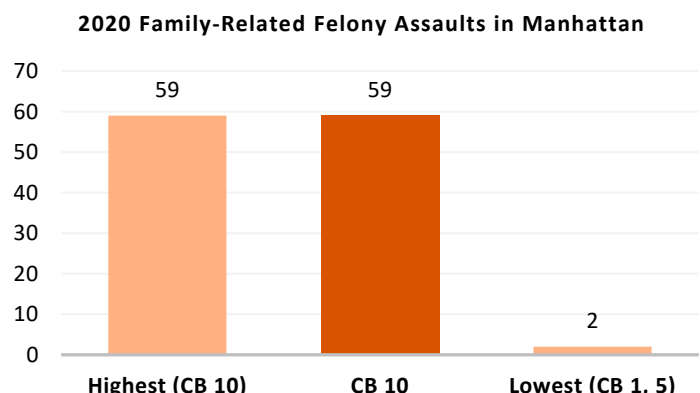
COMMUNITY BOARD 10: Central Harlem

- 1 In 2020, there were **1,933 family-related domestic incident reports** in Manhattan Community Board 10, comprising **39%*** of the neighborhood's domestic incident reports.

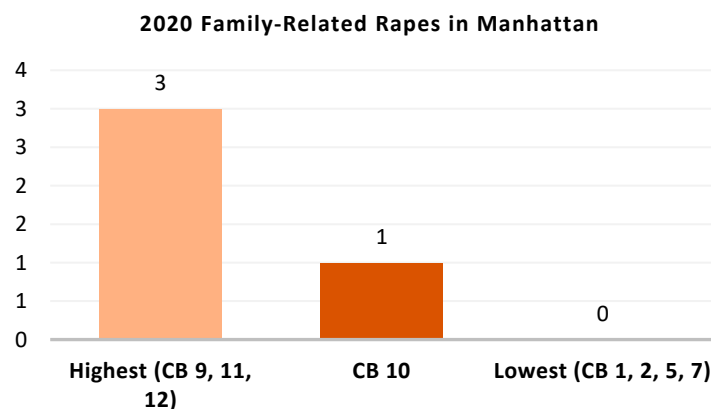
*This percentage excludes reports with missing relationship field.



- 2 In 2020, there were **59 family-related felony assaults**, comprising **31%** of the neighborhood's domestic violence felony assaults.



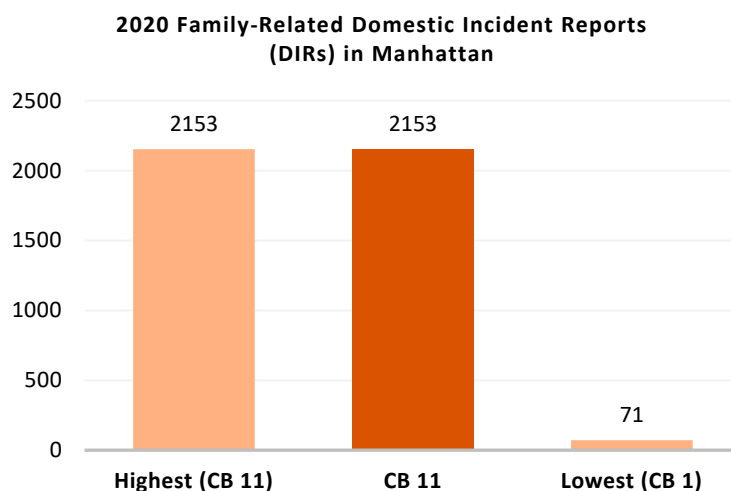
- 3 In 2020, there was **1 family-related rape**, comprising **14%** of the neighborhood's domestic violence rapes.



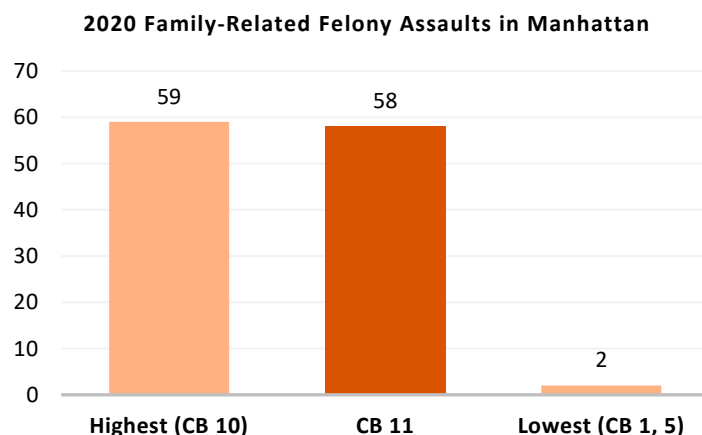
COMMUNITY BOARD 11: East Harlem

- 1 In 2020, there were **2,153 family-related domestic incident reports** in Manhattan Community Board 11, comprising **41%*** of the neighborhood's domestic incident reports.

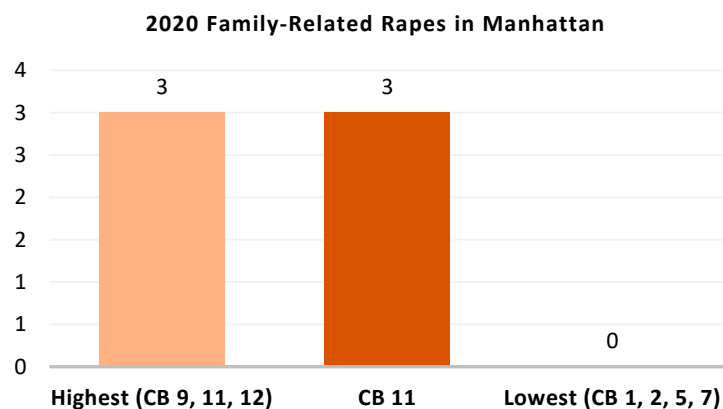
*This percentage excludes reports with missing relationship field.



- 2 In 2020, there were **58 family-related felony assaults**, comprising **37%** of the neighborhood's domestic violence felony assaults.



- 3 In 2020, there were **3 family-related rapes**, comprising **43%** of the neighborhood's domestic violence rapes.

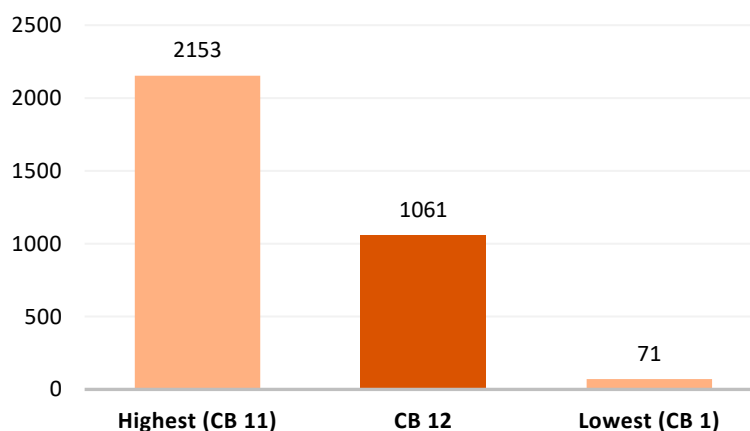


COMMUNITY BOARD 12: Washington Heights and Inwood

- 1 In 2020, there were **1,061 family-related domestic incident reports** in Manhattan Community Board 12, comprising **36%*** of the neighborhood's domestic incident reports.

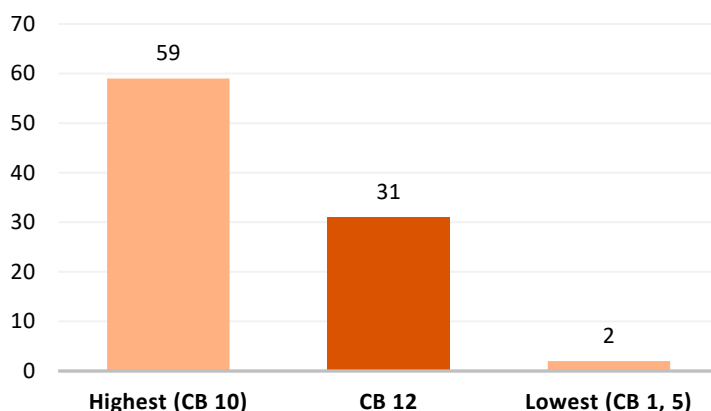
*This percentage excludes reports with missing relationship field.

2020 Family-Related Domestic Incident Reports (DIRs) in Manhattan



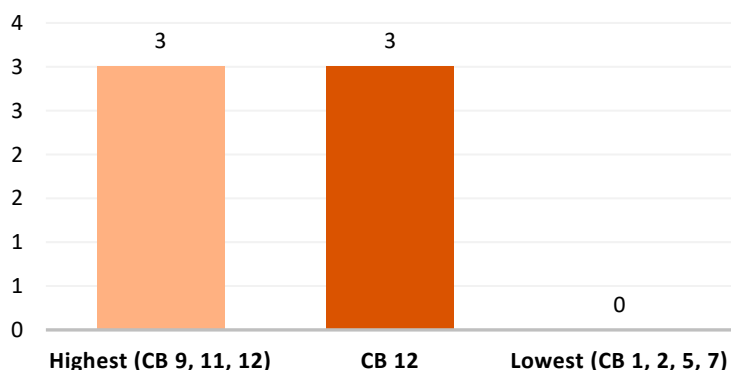
- 2 In 2020, there were **31 family-related felony assaults**, comprising **26%** of the neighborhood's domestic violence felony assaults.

2020 Family-Related Felony Assaults in Manhattan



- 3 In 2020, there were **3 family-related rapes**, comprising **38%** of the neighborhood's domestic violence rapes.

2020 Family-Related Rapes in Manhattan



Bronx:

Family-related violence snapshot

1 In 2020, there were **14,728 family-related domestic incident reports (DIRs)** in the Bronx. These comprised **34%*** of the borough's domestic incident reports.

*This percentage excludes reports with missing relationship field.

2 In 2020, there were **654 family-related felony assaults** in the Bronx. These comprised **29%** of the borough's domestic violence felony assaults.

3 In 2020, there were **46 family-related rapes** in the Bronx. These comprised **35%** of the borough's domestic violence rapes.

4

HELP IS AVAILABLE

In the case of an emergency, call 911.




For information and non-emergency services, call 311 or the NYC Domestic Violence Hotline at 1-800-621-HOPE (4673).

Find resources and support in NYC at nyc.gov/nychope.

For walk-in services, visit one of the NYC Family Justice Centers.

NYC Family Justice Center, Bronx

Address: 198 East 161st Street, Bronx, NY 10451 Phone: (718)508-1222

Subway: Take the  or   to 161st St. Yankee Stadium. Exit near the intersection of E. 161st St. and River Ave. Walk east on 161st St. towards Grand Concourse. The Center is at the corner of E. 161st St. and Sheridan Ave.

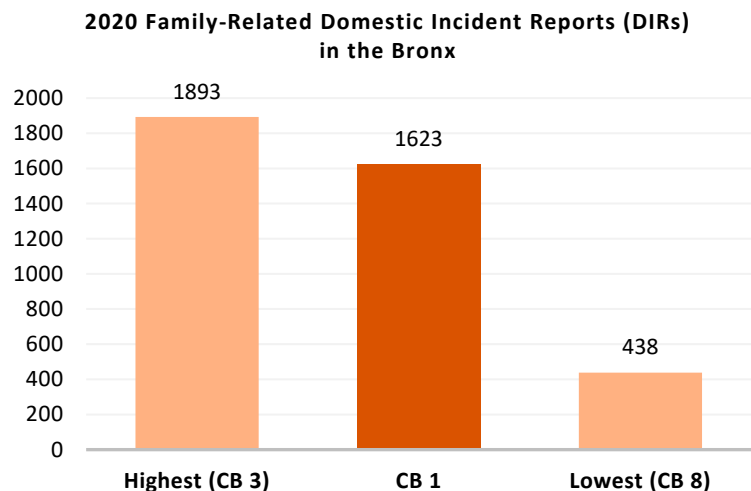
Bus: The BX1, BX2, BX6, and BX 13 all stop near the Center.

Services are free and confidential. All are welcome regardless of gender identity or expression, sexual orientation, language, or immigration status.

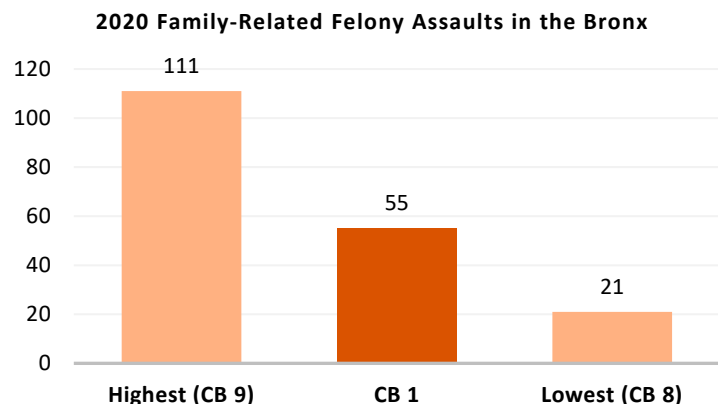
COMMUNITY BOARD 1: Mott Haven and Melrose

- 1** In 2020, there were **1,623 family-related domestic incident reports** in Bronx Community Board 1, comprising **36%*** of the neighborhood's domestic incident reports.

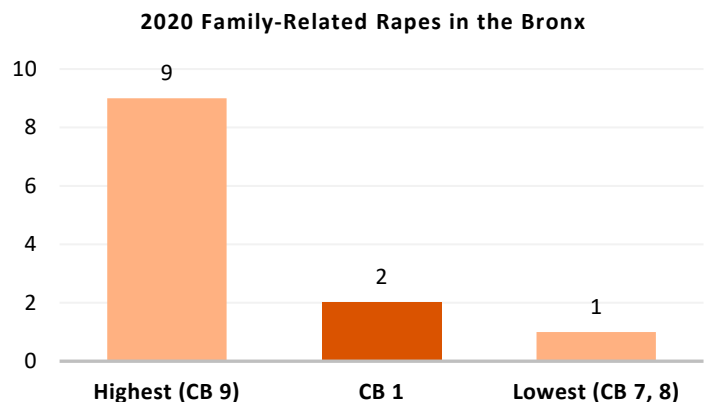
*This percentage excludes reports with missing relationship field.



- 2** In 2020, there were **55 family-related felony assaults**, comprising **24%** of the neighborhood's domestic violence felony assaults.



- 3** In 2020, there were **2 family-related rapes**, comprising **29%** of the neighborhood's domestic violence rapes.

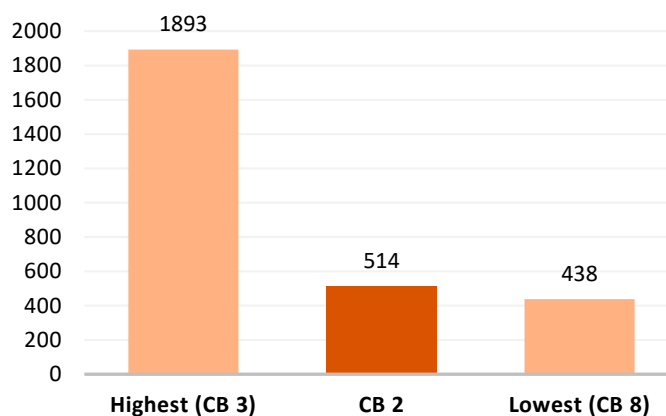


COMMUNITY BOARD 2: Hunts Point and Longwood

- 1 In 2020, there were **514 family-related domestic incident reports** in Bronx Community Board 2, comprising **30%*** of the neighborhood's domestic incident reports.

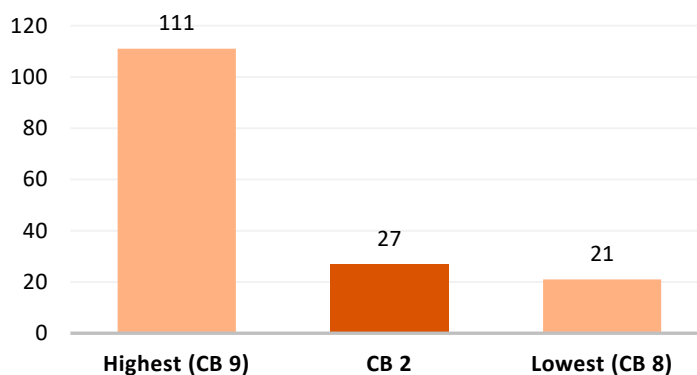
*This percentage excludes reports with missing relationship field.

2020 Family-Related Domestic Incident Reports (DIRs) in the Bronx



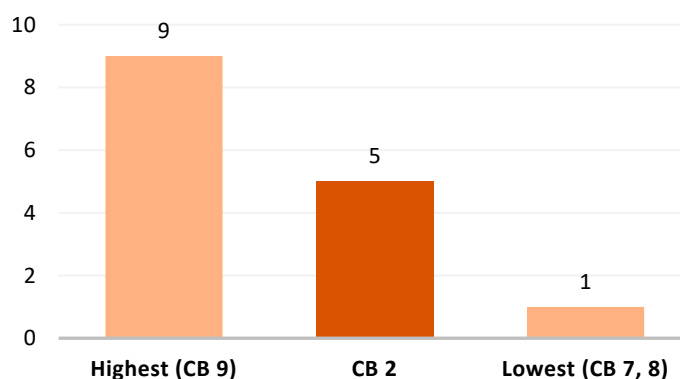
- 2 In 2020, there were **27 family-related felony assaults**, comprising **27%** of the neighborhood's domestic violence felony assaults.

2020 Family-Related Felony Assaults in the Bronx



- 3 In 2020, there were **5 family-related rapes**, comprising **42%** of the neighborhood's domestic violence rapes.

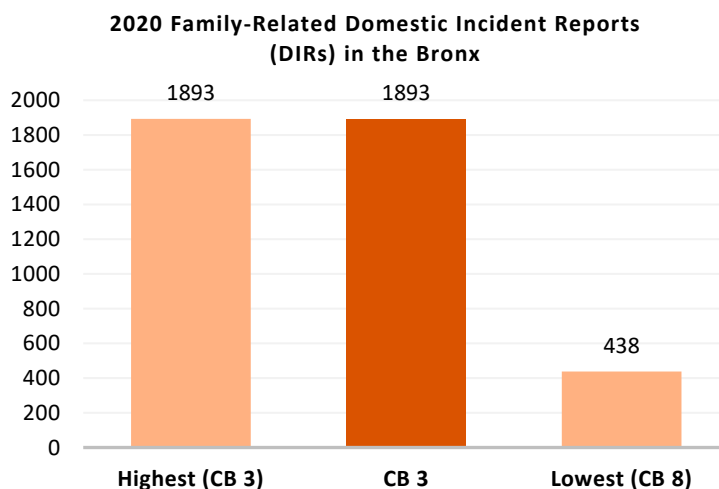
2020 Family-Related Rapes in the Bronx



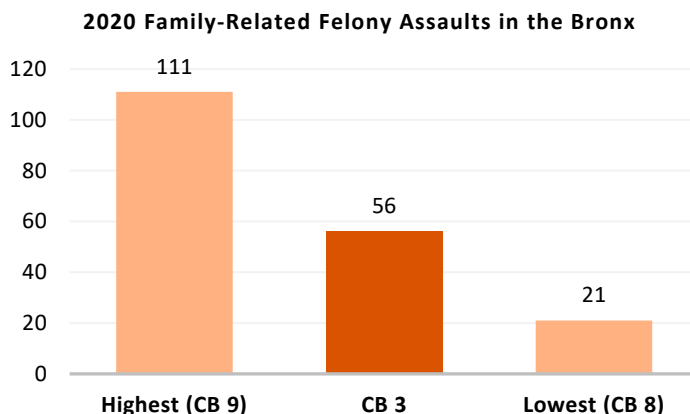
COMMUNITY BOARD 3: Morrisania and Crotona

- 1 In 2020, there were **1,893 family-related domestic incident reports** in Bronx Community Board 3, comprising **38%*** of the neighborhood's domestic incident reports.

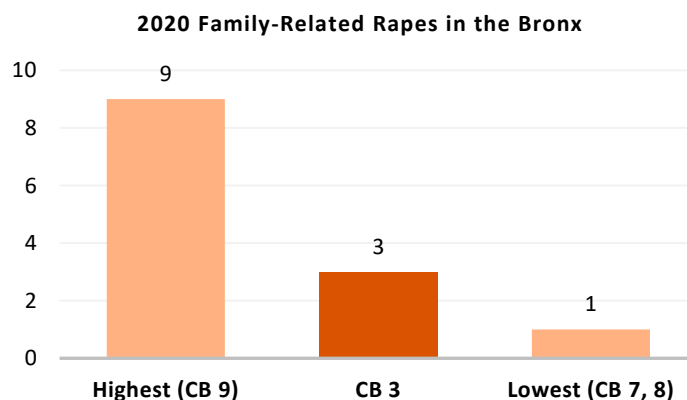
*This percentage excludes reports with missing relationship field.



- 2 In 2020, there were **56 family-related felony assaults**, comprising **29%** of the neighborhood's domestic violence felony assaults.



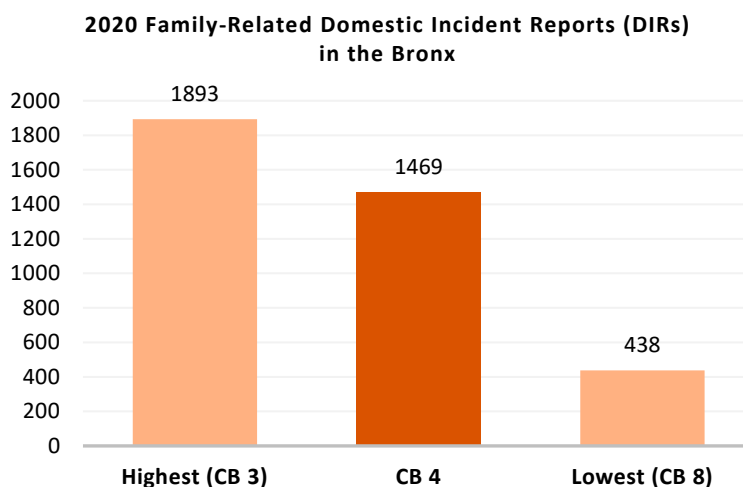
- 3 In 2020, there were **3 family-related rapes**, comprising **33%** of the neighborhood's domestic violence rapes.



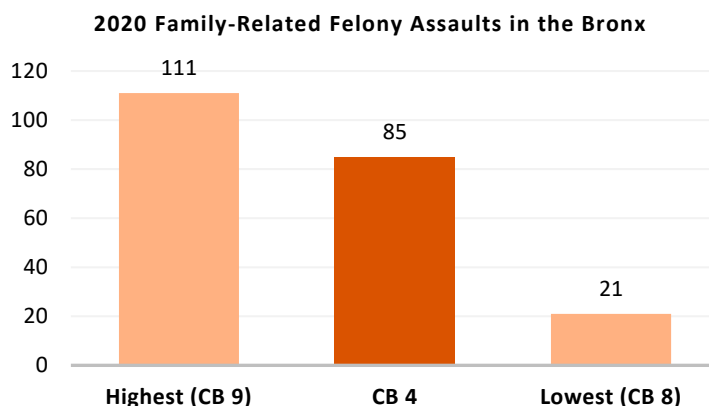
COMMUNITY BOARD 4: Highbridge and Concourse

- 1** In 2020, there were **1,469 family-related domestic incident reports** in Bronx Community Board 4, comprising **37%*** of the neighborhood's domestic incident reports.

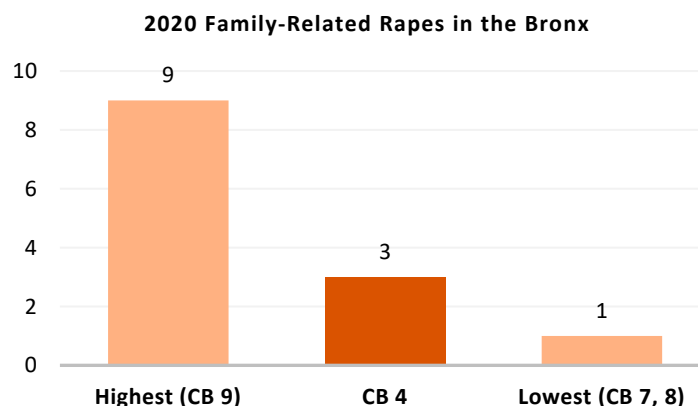
*This percentage excludes reports with missing relationship field.



- 2** In 2020, there were **85 family-related felony assaults**, comprising **29%** of the neighborhood's domestic violence felony assaults.



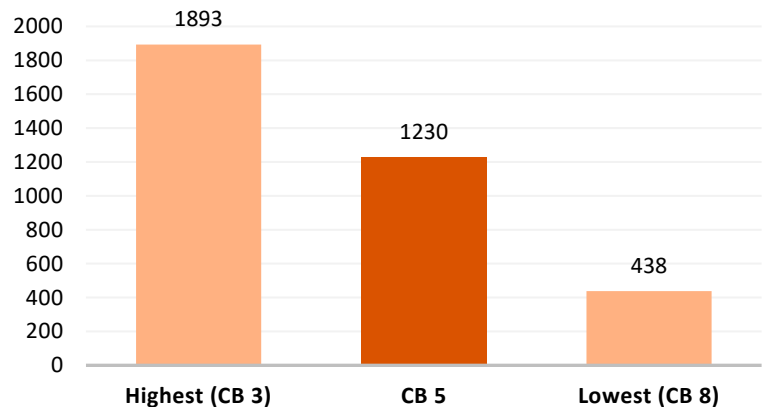
- 3** In 2020, there were **3 family-related rapes**, comprising **21%** of the neighborhood's domestic violence rapes.



COMMUNITY BOARD 5: Fordham and University Heights

- 1** In 2020, there were **1,230 family-related domestic incident reports** in Bronx Community Board 5, comprising **25%*** of the neighborhood's domestic incident reports.

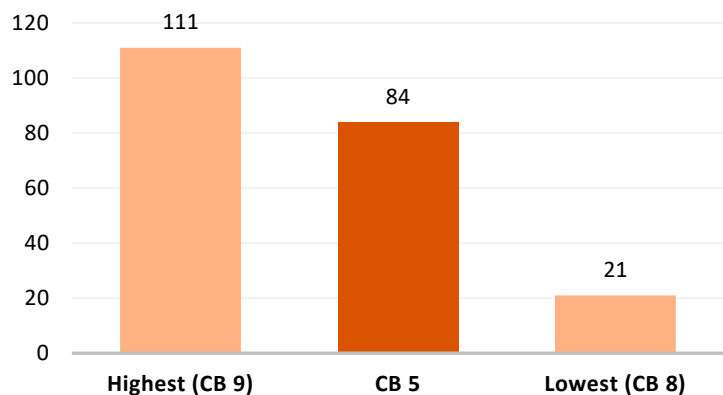
2020 Family-Related Domestic Incident Reports (DIRs) in the Bronx



*This percentage excludes reports with missing relationship field.

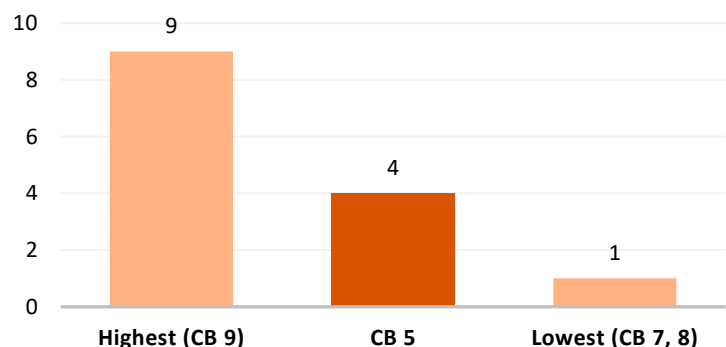
- 2** In 2020, there were **84 family-related felony assaults**, comprising **25%** of the neighborhood's domestic violence felony assaults.

2020 Family-Related Felony Assaults in the Bronx



- 3** In 2020, there were **4 family-related rapes**, comprising **44%** of the neighborhood's domestic violence rapes.

2020 Family-Related Rapes in the Bronx

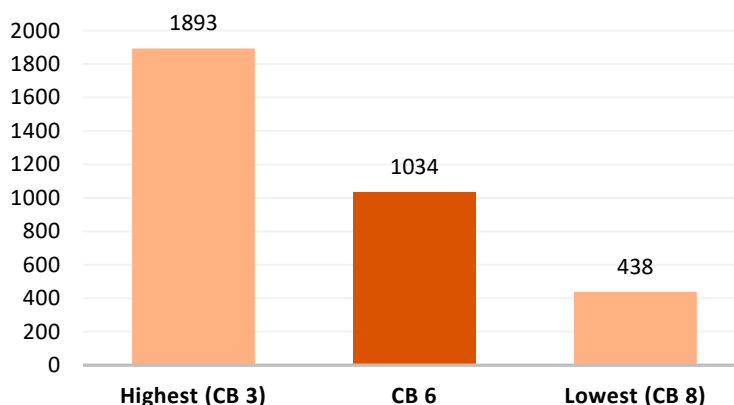


COMMUNITY BOARD 6: Belmont and East Tremont

- 1** In 2020, there were **1,034 family-related domestic incident reports** in Bronx Community Board 6, comprising **31%*** of the neighborhood's domestic incident reports.

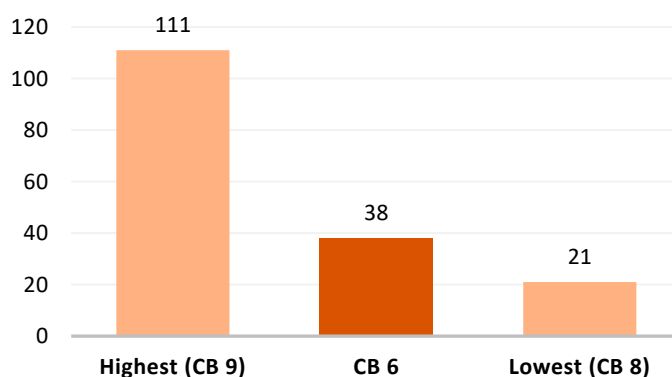
*This percentage excludes reports with missing relationship field.

2020 Family-Related Domestic Incident Reports (DIRs) in the Bronx



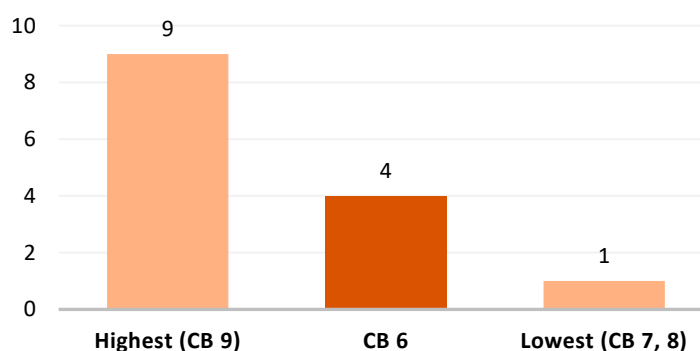
- 2** In 2020, there were **38 family-related felony assaults**, comprising **24%** of the neighborhood's domestic violence felony assaults.

2020 Family-Related Felony Assaults in the Bronx



- 3** In 2020, there were **4 family-related rapes**, comprising **44%** of the neighborhood's domestic violence rapes.

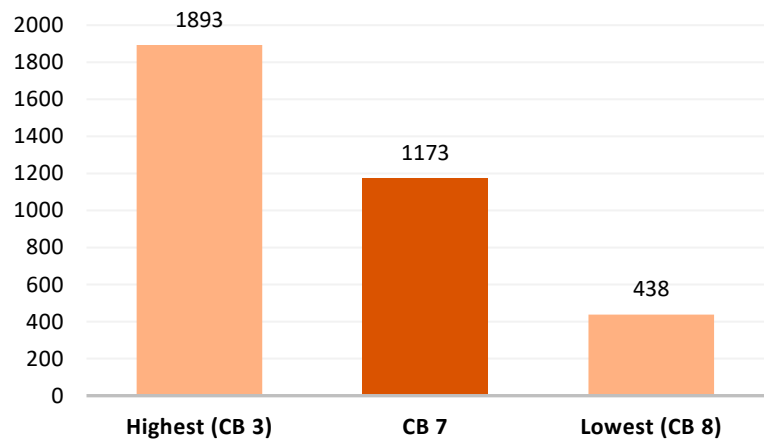
2020 Family-Related Rapes in the Bronx



COMMUNITY BOARD 7: Kingsbridge Heights and Bedford

- 1** In 2020, there were **1,173 family-related domestic incident reports** in Bronx Community Board 7, comprising **31%*** of the neighborhood's domestic incident reports.

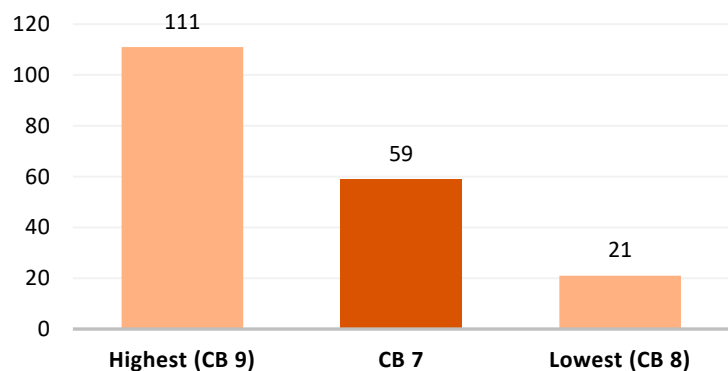
2020 Family-Related Domestic Incident Reports (DIRs) in the Bronx



*This percentage excludes reports with missing relationship field.

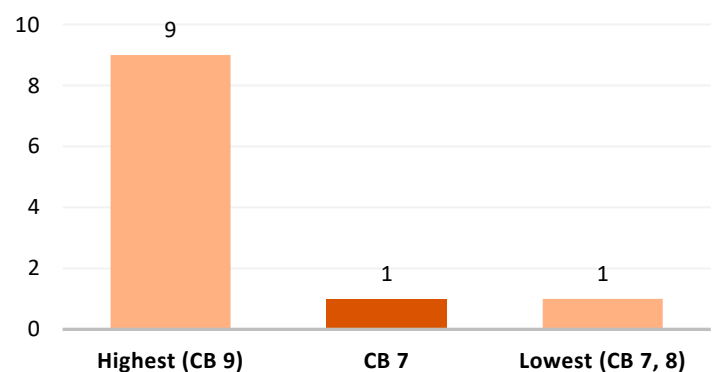
- 2** In 2020, there were **59 family-related felony assaults**, comprising **31%** of the neighborhood's domestic violence felony assaults.

2020 Family-Related Felony Assaults in the Bronx



- 3** In 2020, there was **1 family-related rape**, comprising **14%** of the neighborhood's domestic violence rapes.

2020 Family-Related Rapes in the Bronx

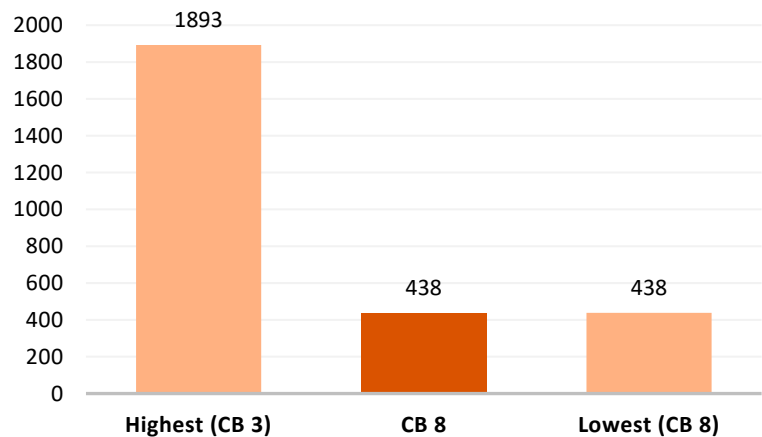


COMMUNITY BOARD 8: Riverdale and Fieldston

- 1** In 2020, there were **438 family-related domestic incident reports** in Bronx Community Board 8, comprising **31%*** of the neighborhood's domestic incident reports.

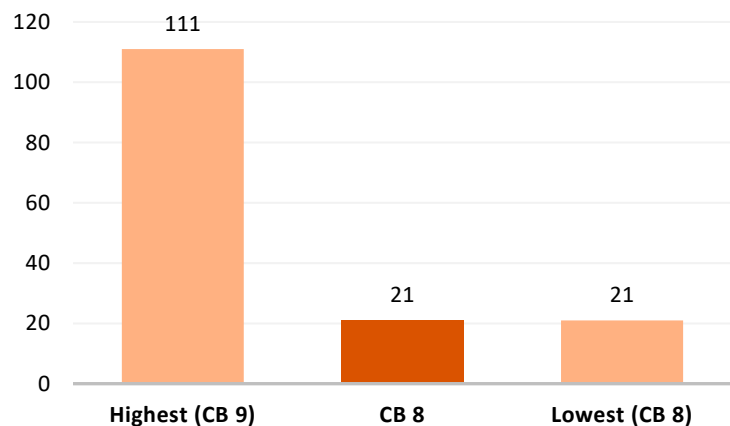
*This percentage excludes reports with missing relationship field.

2020 Family-Related Domestic Incident Reports (DIRs)
in the Bronx



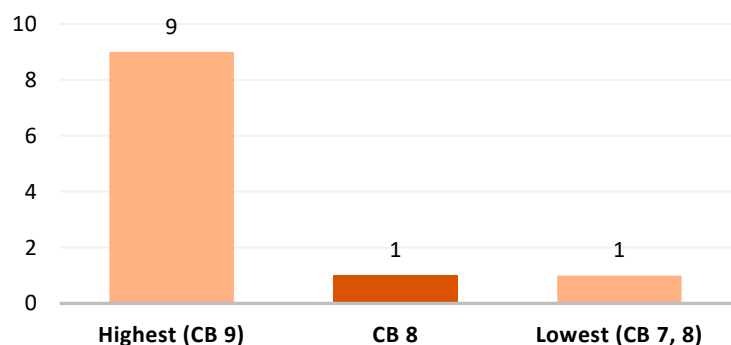
- 2** In 2020, there were **21 family-related felony assaults**, comprising **27%** of the neighborhood's domestic violence felony assaults.

2020 Family-Related Felony Assaults in the Bronx



- 3** In 2020, there was **1 family-related rape**, comprising **20%** of the neighborhood's domestic violence rapes.

2020 Family-Related Rapes in the Bronx

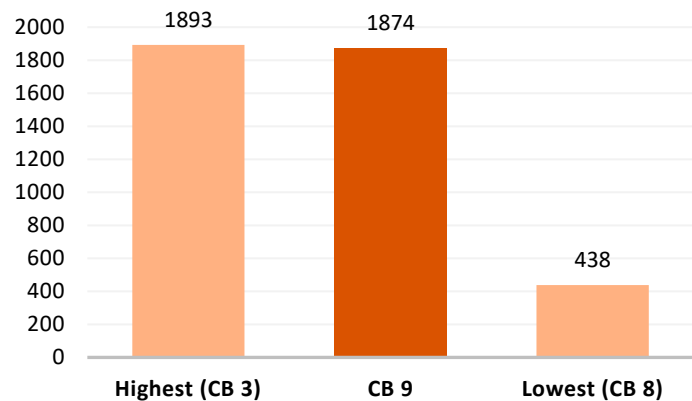


COMMUNITY BOARD 9: Parkchester and Soundview

- 1** In 2020, there were **1,874 family-related domestic incident reports** in Bronx Community Board 9, comprising **37%*** of the neighborhood's domestic incident reports.

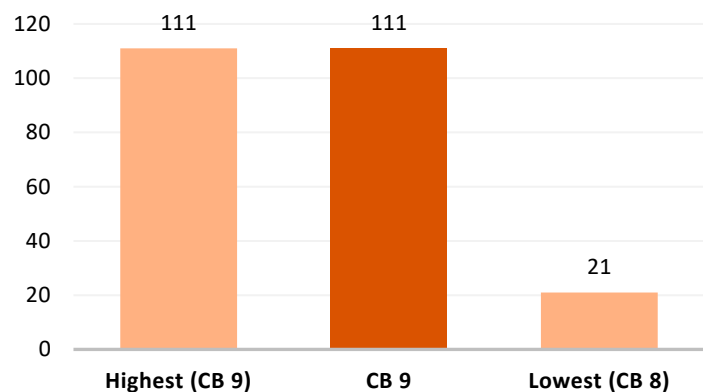
*This percentage excludes reports with missing relationship field.

2020 Family-Related Domestic Incident Reports (DIRs) in the Bronx



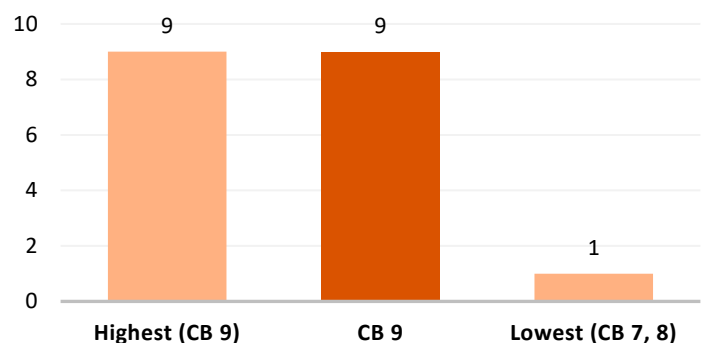
- 2** In 2020, there were **111 family-related felony assaults**, comprising **32%** of the neighborhood's domestic violence felony assaults.

2020 Family-Related Felony Assaults in the Bronx



- 3** In 2020, there were **9 family-related rapes**, comprising **50%** of the neighborhood's domestic violence rapes.

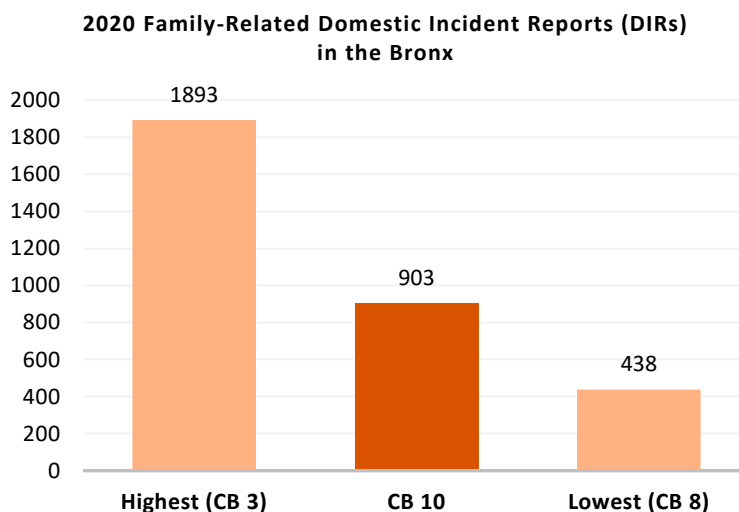
2020 Family-Related Rapes in the Bronx



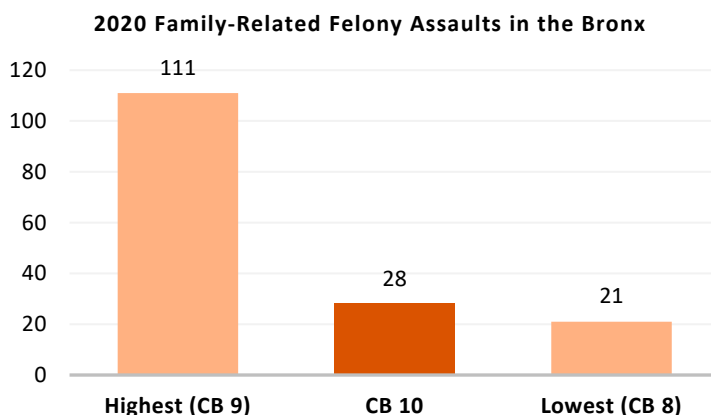
COMMUNITY BOARD 10: Throgs Neck and Co-op City

- 1 In 2020, there were **903 family-related domestic incident reports** in Bronx Community Board 10, comprising **37%*** of the neighborhood's domestic incident reports.

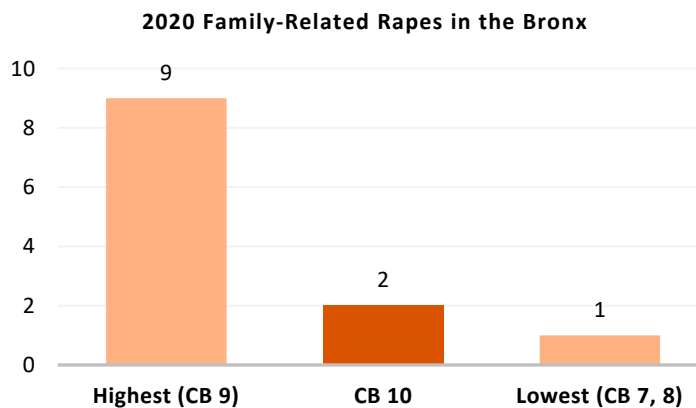
*This percentage excludes reports with missing relationship field.



- 2 In 2020, there were **28 family-related felony assaults**, comprising **29%** of the neighborhood's domestic violence felony assaults.



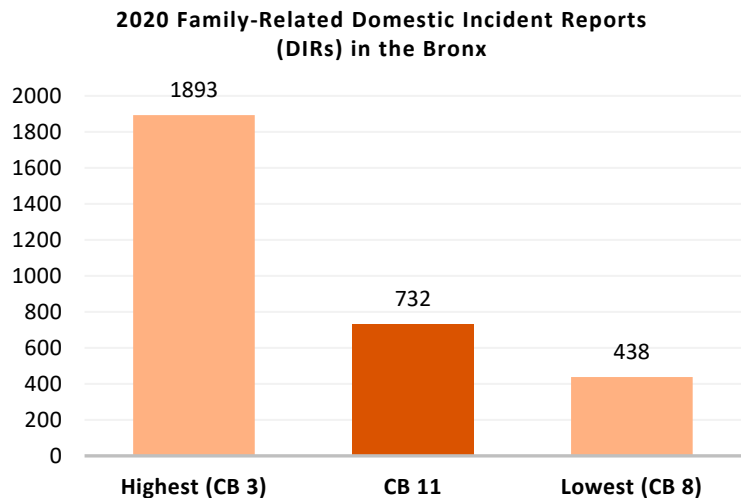
- 3 In 2020, there were **2 family-related rapes**, comprising **29%** of the neighborhood's domestic violence rapes.



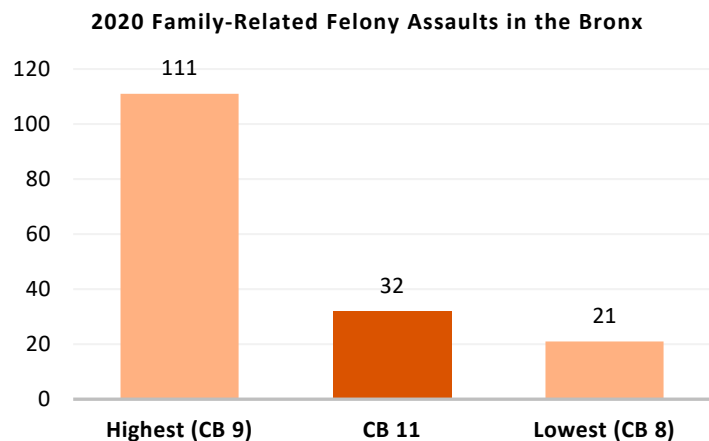
COMMUNITY BOARD 11: Morris Park and Bronxdale

- 1** In 2020, there were **732 family-related domestic incident reports** in Bronx Community Board 11, comprising **31%*** of the neighborhood's domestic incident reports.

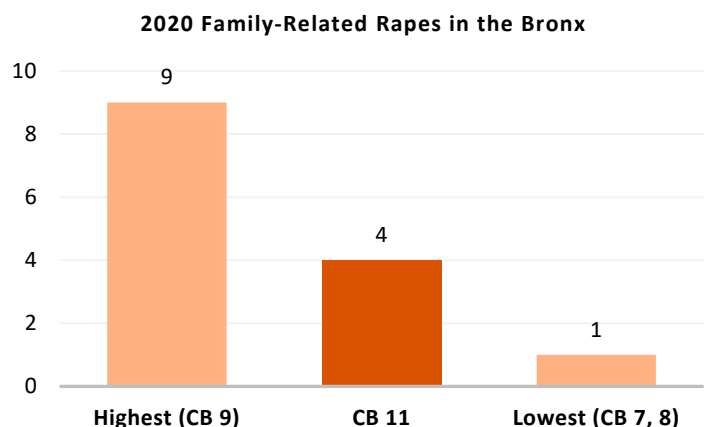
*This percentage excludes reports with missing relationship field.



- 2** In 2020, there were **32 family-related felony assaults**, comprising **32%** of the neighborhood's domestic violence felony assaults.



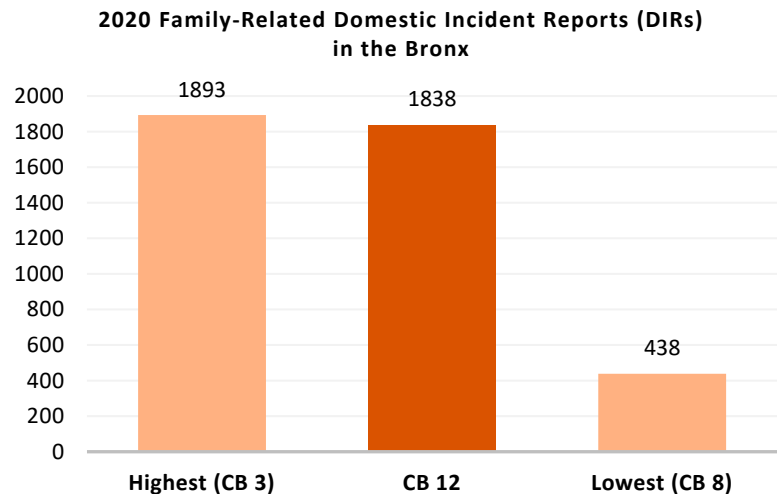
- 3** In 2020, there were **4 family-related rapes**, comprising **57%** of the neighborhood's domestic violence rapes.



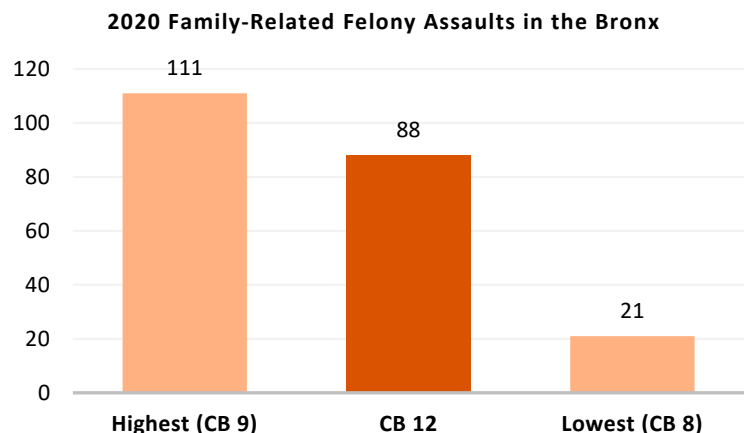
COMMUNITY BOARD 12: Williamsbridge and Baychester

- 1** In 2020, there were **1,838 family-related domestic incident reports** in Bronx Community Board 12, comprising **35%*** of the neighborhood's domestic incident reports.

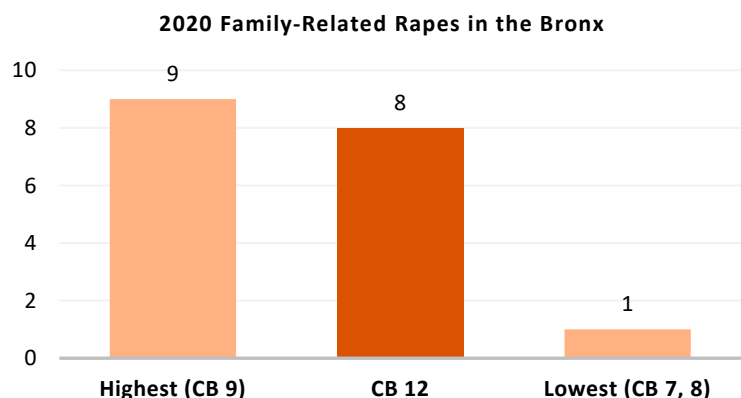
*This percentage excludes reports with missing relationship field.



- 2** In 2020, there were **88 family-related felony assaults**, comprising **32%** of the neighborhood's domestic violence felony assaults.



- 3** In 2020, there were **8 family-related rapes**, comprising **30%** of the neighborhood's domestic violence rapes.



Brooklyn:

Family-related violence snapshot

- 1 In 2020, there **17,868 family-related domestic incident reports (DIRs)** in Brooklyn. These comprised **37%*** of the borough's domestic incident reports.

*This percentage excludes reports with missing relationship field.

- 2 In 2020, there were **669 family-related felony assaults** in Brooklyn. These comprised **33%** of the borough's domestic violence felony assaults.

- 3 In 2020, there were **43 family-related rapes** in Brooklyn. These comprised **28%** of the borough's domestic violence rapes.

4

HELP IS AVAILABLE

In the case of an emergency, call 911.



For information and non-emergency services, call 311 or the NYC Domestic Violence Hotline at 1-800-621-HOPE (4673).

Find resources and support in NYC at nyc.gov/nychope.

For walk-in services, visit one of the NYC Family Justice Centers.

NYC Family Justice Center, Brooklyn

Address: 350 Jay Street, Brooklyn, NY 11021 **Phone:** (718)250-5111

Subway: Take  train to Jay Street or the  train to Borough Hall.

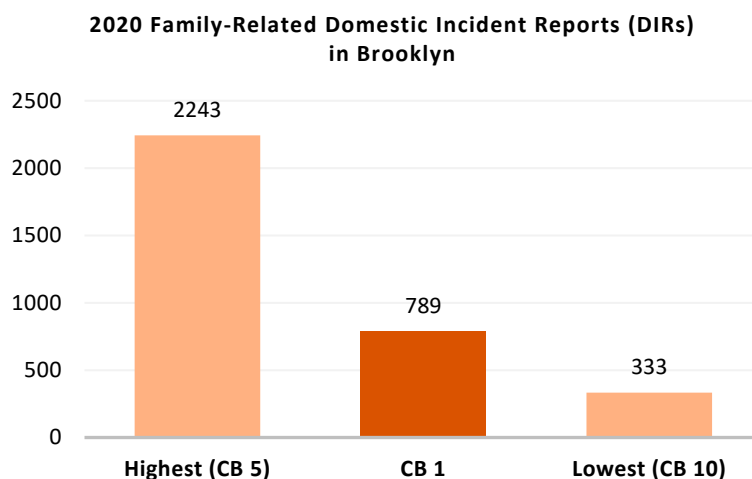
Bus: The B25, B26, B38, B51, B54, B57, B61 B65, B67 and B75 all stop near the Center.

Services are free and confidential. All are welcome regardless of gender identity or expression, sexual orientation, language, or immigration status.

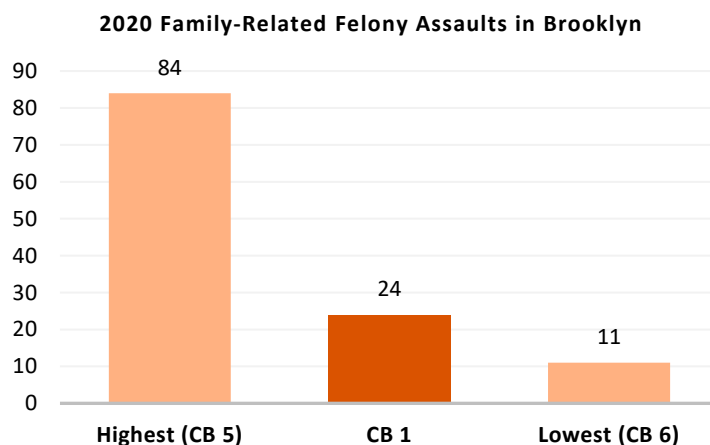
COMMUNITY BOARD 1: Greenpoint and Williamsburg

- 1** In 2020, there were **789 family-related domestic incident reports** in Brooklyn Community Board 1, comprising **33%*** of the neighborhood's domestic incident reports.

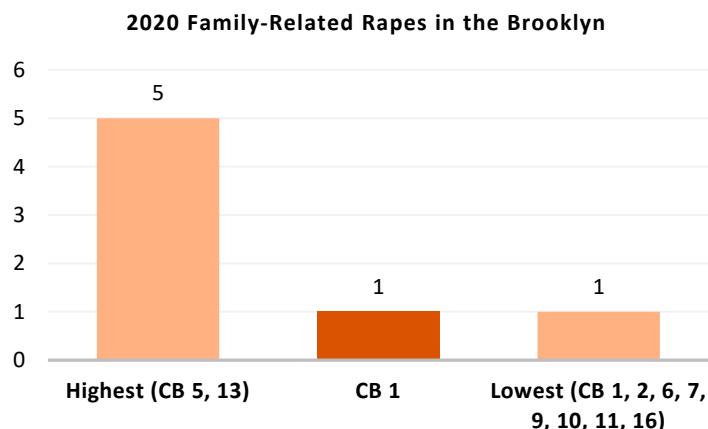
*This percentage excludes reports with missing relationship field.



- 2** In 2020, there were **24 family-related felony assaults**, comprising **24%** of the neighborhood's domestic violence felony assaults.



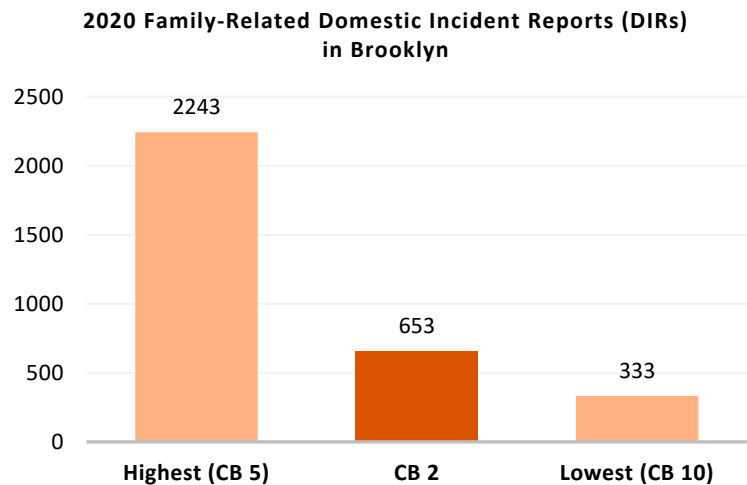
- 3** In 2020, there was **1 family-related rape**, comprising **17%** of the neighborhood's domestic violence rapes.



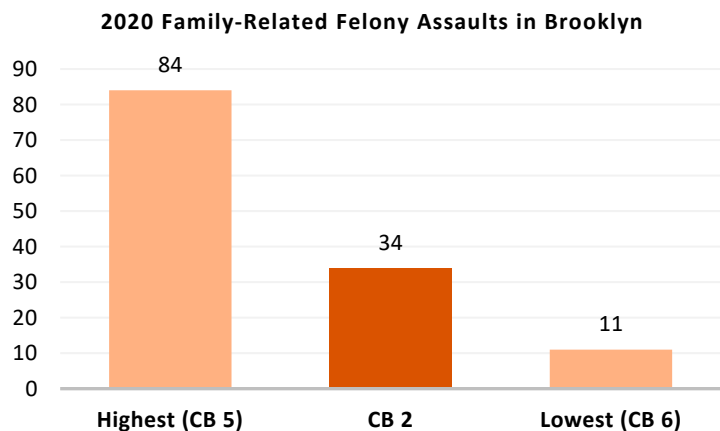
COMMUNITY BOARD 2: Fort Greene and Brooklyn Heights

- 1** In 2020, there were **653 family-related domestic incident reports** in Brooklyn Community Board 2, comprising **31%*** of the neighborhood's domestic incident reports.

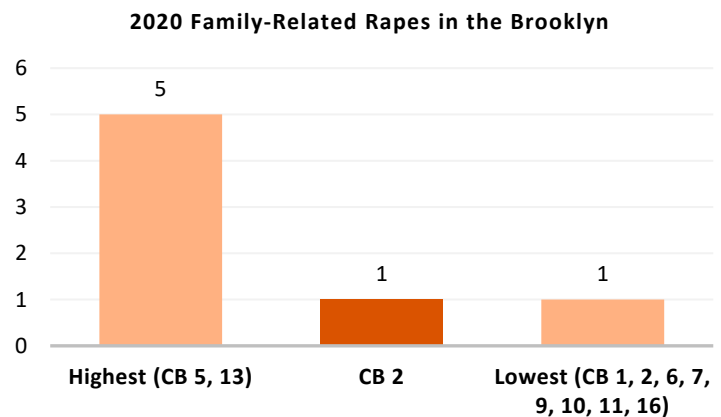
*This percentage excludes reports with missing relationship field.



- 2** In 2020, there were **34 family-related felony assaults**, comprising **36%** of the neighborhood's domestic violence felony assaults.



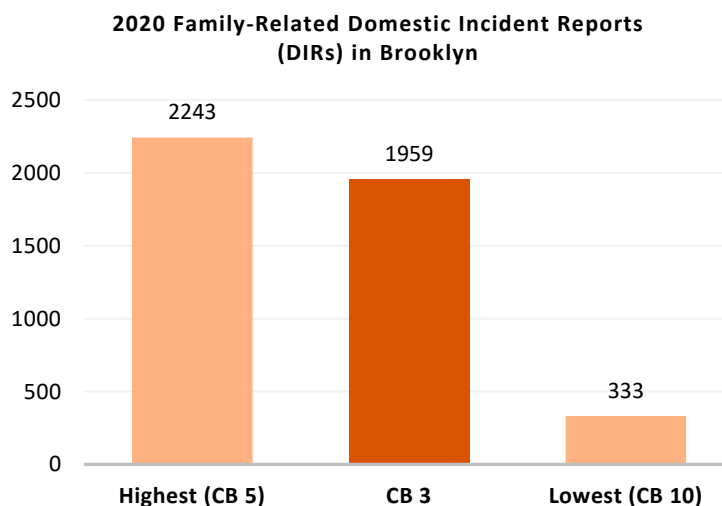
- 3** In 2020, there was **1 family-related rape**, comprising **20%** of the neighborhood's domestic violence rapes.



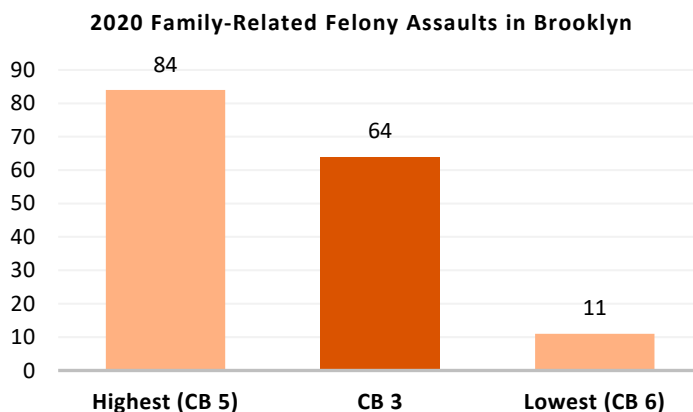
COMMUNITY BOARD 3: Bedford-Stuyvesant

- 1** In 2020, there were **1,959 family-related domestic incident reports** in Brooklyn Community Board 3, comprising **40%*** of the neighborhood's domestic incident reports.

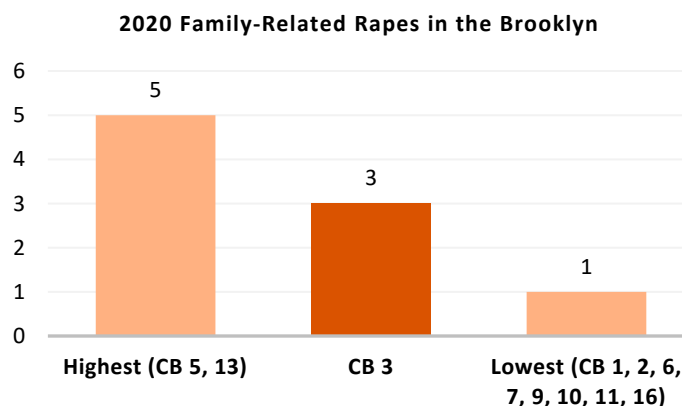
*This percentage excludes reports with missing relationship field.



- 2** In 2020, there were **64 family-related felony assaults**, comprising **34%** of the neighborhood's domestic violence felony assaults.



- 3** In 2020, there were **3 family-related rapes**, comprising **38%** of the neighborhood's domestic violence rapes.

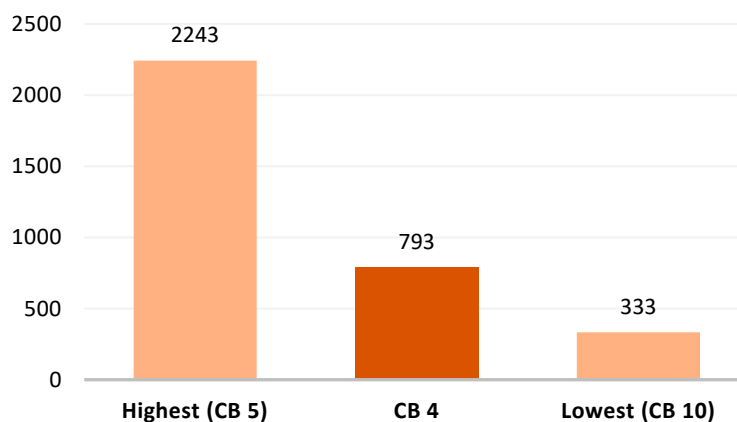


COMMUNITY BOARD 4: Bushwick

- 1 In 2020, there were **793 family-related domestic incident reports** in Brooklyn Community Board 4, comprising **34%*** of the neighborhood's domestic incident reports.

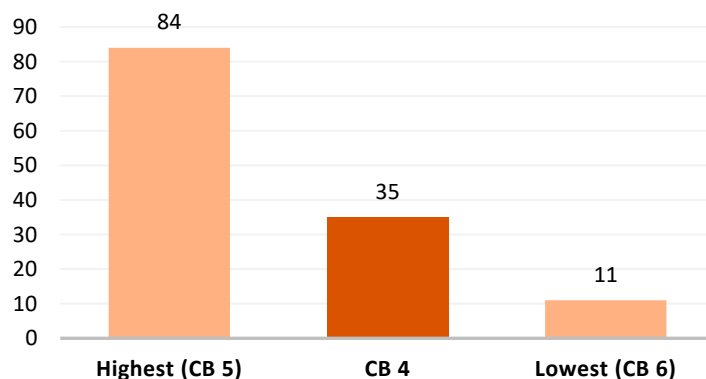
*This percentage excludes reports with missing relationship field.

2020 Family-Related Domestic Incident Reports (DIRs) in Brooklyn



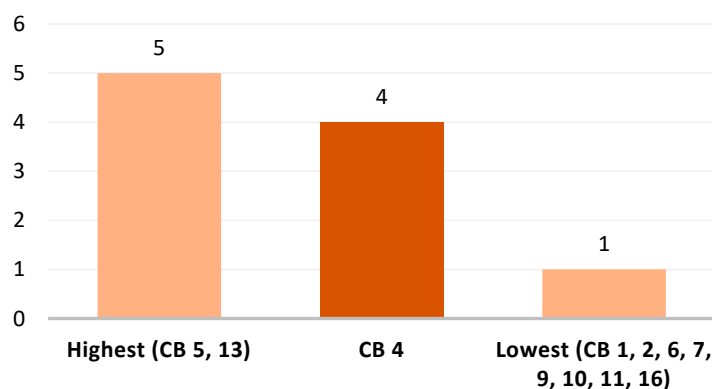
- 2 In 2020, there were **35 family-related felony assaults**, comprising **31%** of the neighborhood's domestic violence felony assaults.

2020 Family-Related Felony Assaults in Brooklyn



- 3 In 2020, there were **4 family-related rapes**, comprising **36%** of the neighborhood's domestic violence rapes.

2020 Family-Related Rapes in the Brooklyn

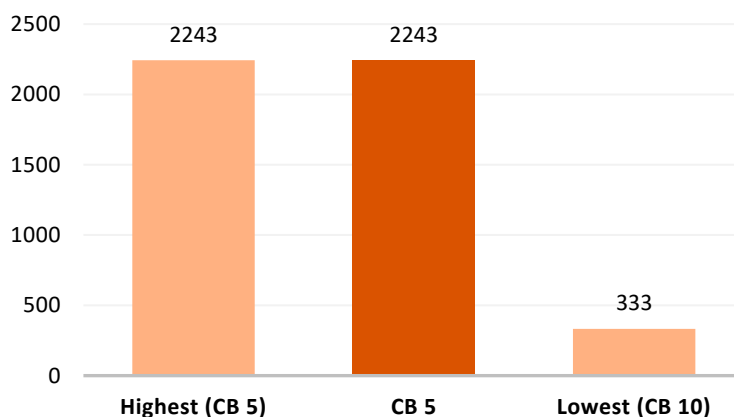


COMMUNITY BOARD 5: East New York and Starrett City

- 1 In 2020, there were **2,243 family-related domestic incident reports** in Brooklyn Community Board 5, comprising **37%*** of the neighborhood's domestic incident reports.

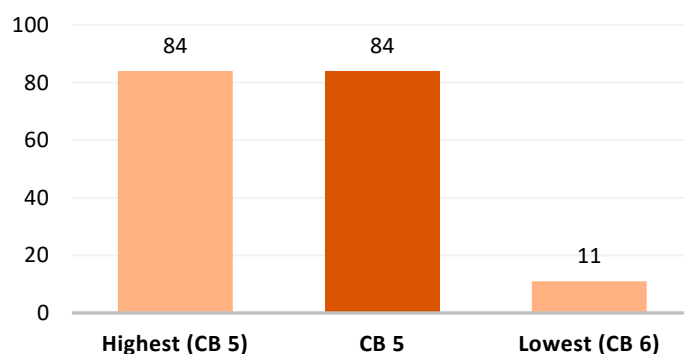
*This percentage excludes reports with missing relationship field.

2020 Family-Related Domestic Incident Reports (DIRs) in Brooklyn



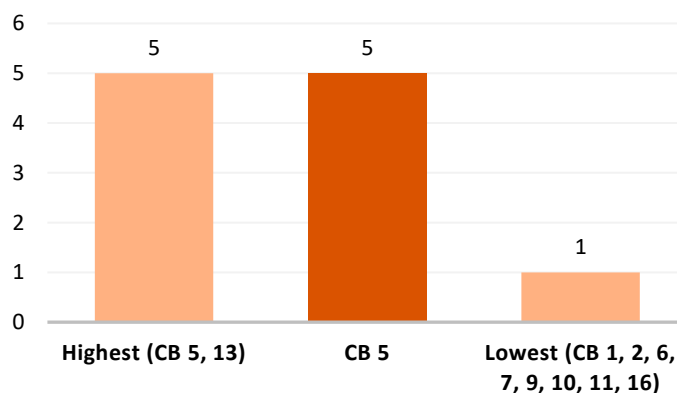
- 2 In 2020, there were **84 family-related felony assaults**, comprising **28%** of the neighborhood's domestic violence felony assaults.

2020 Family-Related Felony Assaults in Brooklyn



- 3 In 2020, there were **5 family-related rapes**, comprising **26%** of the neighborhood's domestic violence rapes.

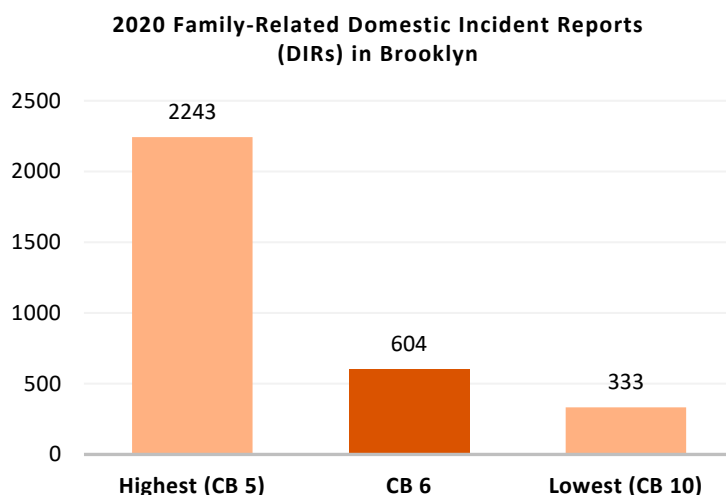
2020 Family-Related Rapes in the Brooklyn



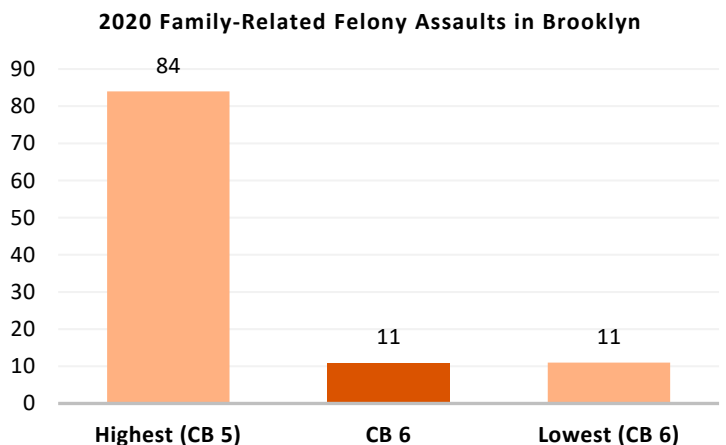
COMMUNITY BOARD 6: Park Slope and Carroll Gardens

- 1 In 2020, there were **604 family-related domestic incident reports** in Brooklyn Community Board 6, comprising **37%*** of the neighborhood's domestic incident reports.

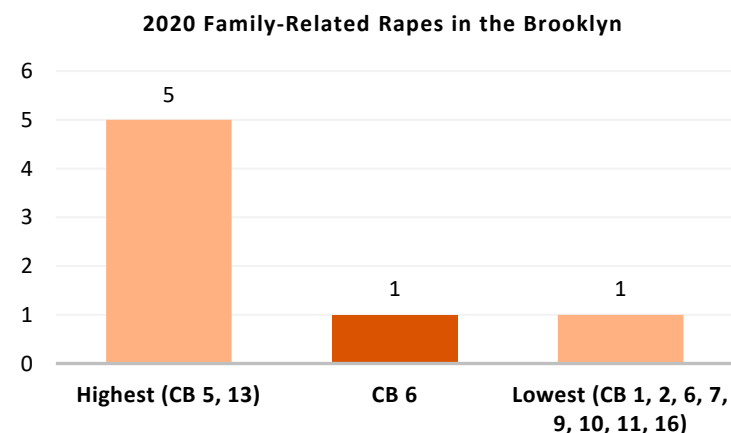
*This percentage excludes reports with missing relationship field.



- 2 In 2020, there were **11 family-related felony assaults**, comprising **27%** of the neighborhood's domestic violence felony assaults.



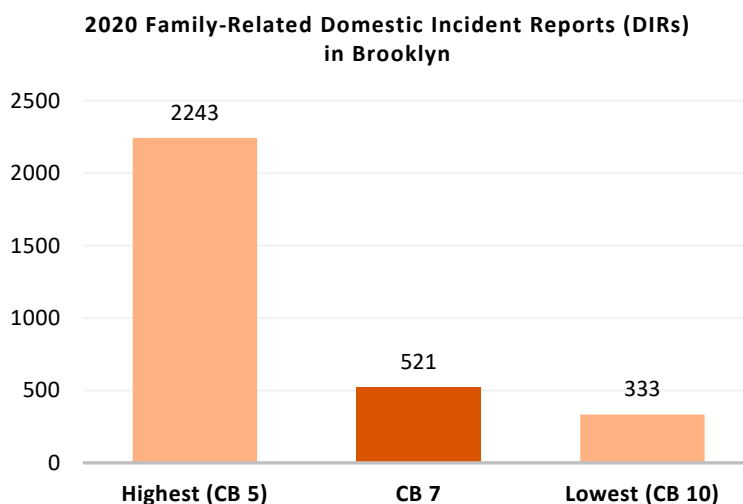
- 3 In 2020, there was **1 family-related rape**, comprising **50%** of the neighborhood's domestic violence rapes.



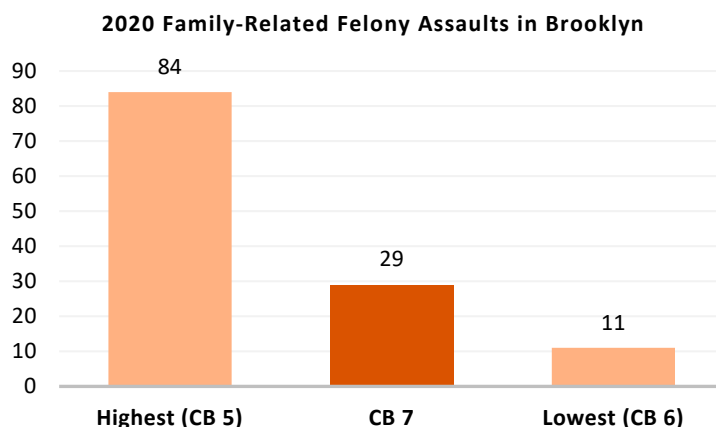
COMMUNITY BOARD 7: Sunset Park

- 1** In 2020, there were **521 family-related domestic incident reports** in Brooklyn Community Board 7, comprising **36%*** of the neighborhood's domestic incident reports.

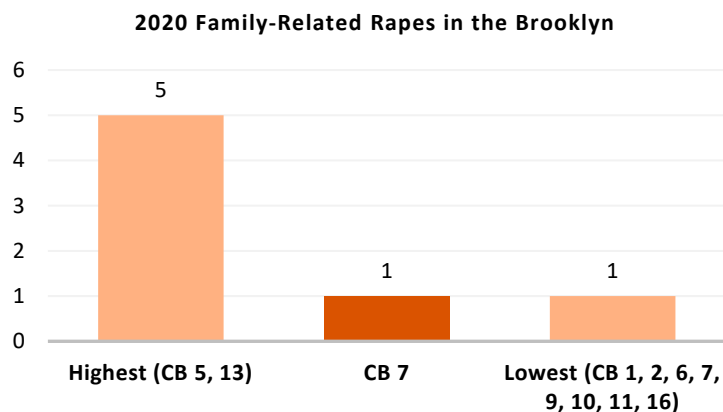
*This percentage excludes reports with missing relationship field.



- 2** In 2020, there were **29 family-related felony assaults**, comprising **36%** of the neighborhood's domestic violence felony assaults.



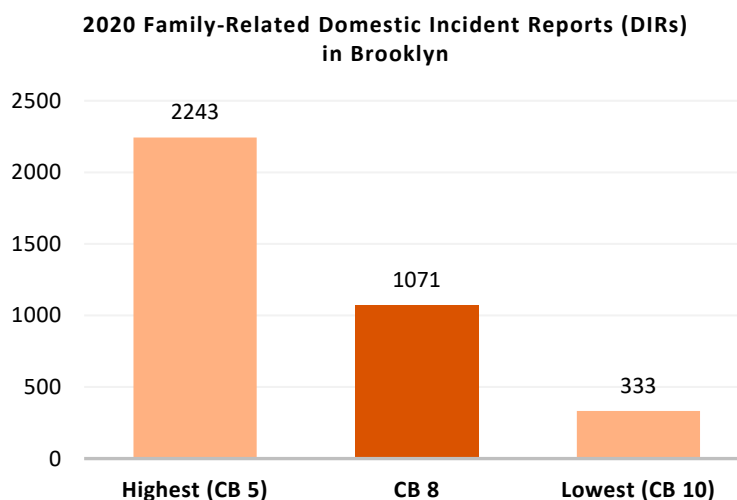
- 3** In 2020, there was **1 family-related rape**, comprising **14%** of the neighborhood's domestic violence rapes.



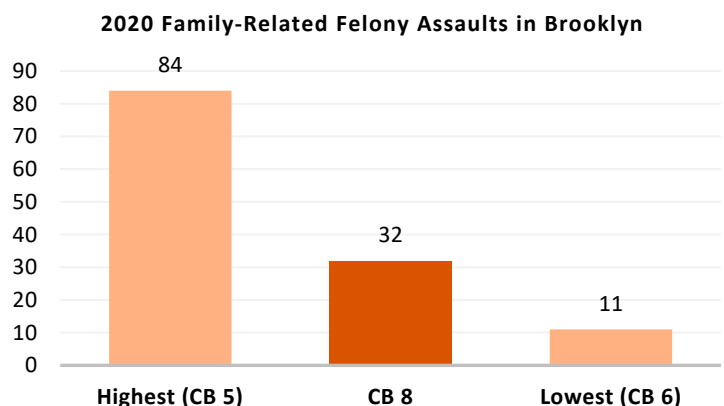
COMMUNITY BOARD 8: Crown Heights and Prospect Heights

- 1** In 2020, there were **1,071 family-related domestic incident reports** in Brooklyn Community Board 8, comprising **39%*** of the neighborhood's domestic incident reports.

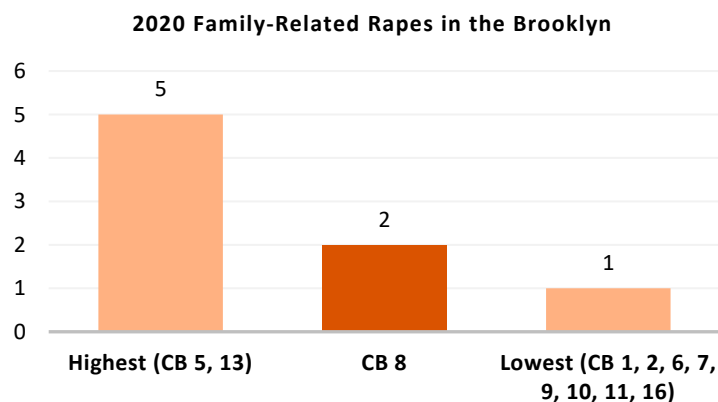
*This percentage excludes reports with missing relationship field.



- 2** In 2020, there were **32 family-related felony assaults**, comprising **35%** of the neighborhood's domestic violence felony assaults.



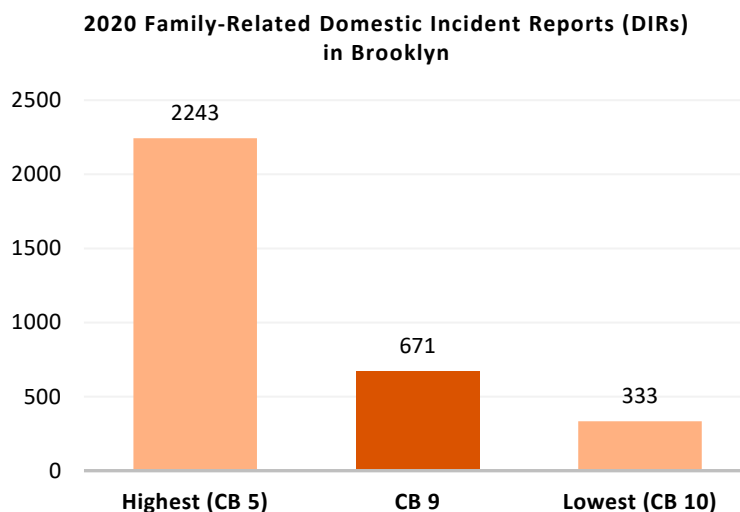
- 3** In 2020, there were **2 family-related rapes**, comprising **33%** of the neighborhood's domestic violence rapes.



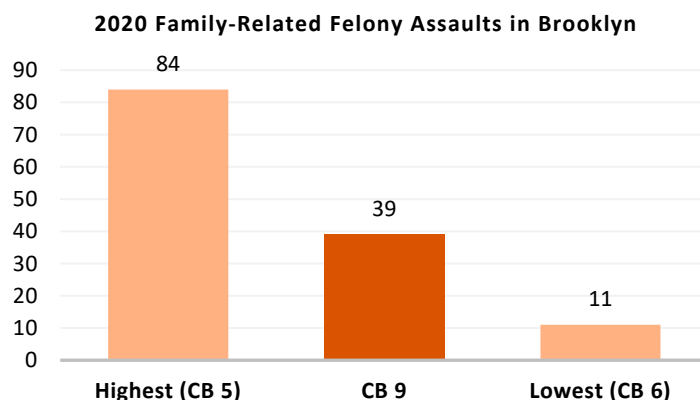
COMMUNITY BOARD 9: South Crown Heights and Lefferts Gardens

- 1 In 2020, there were **671 family-related domestic incident reports** in Brooklyn Community Board 9, comprising **38%*** of the neighborhood's domestic incident reports.

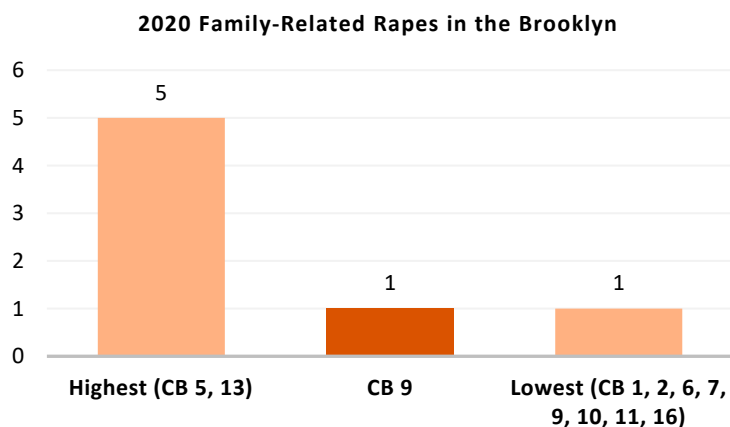
*This percentage excludes reports with missing relationship field.



- 2 In 2020, there were **39 family-related felony assaults**, comprising **38%** of the neighborhood's domestic violence felony assaults.



- 3 In 2020, there was **1 family-related rape**, comprising **50%** of the neighborhood's domestic violence rapes.

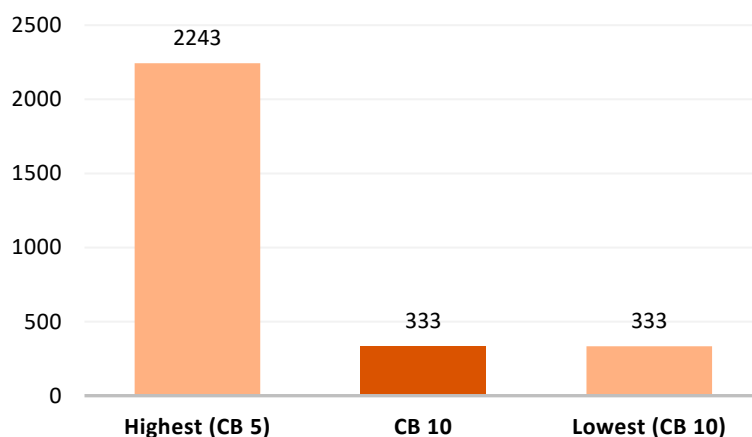


COMMUNITY BOARD 10: Bay Ridge and Dyker Heights

- 1 In 2020, there were **333 family-related domestic incident reports** in Brooklyn Community Board 10, comprising **29%*** of the neighborhood's domestic incident reports.

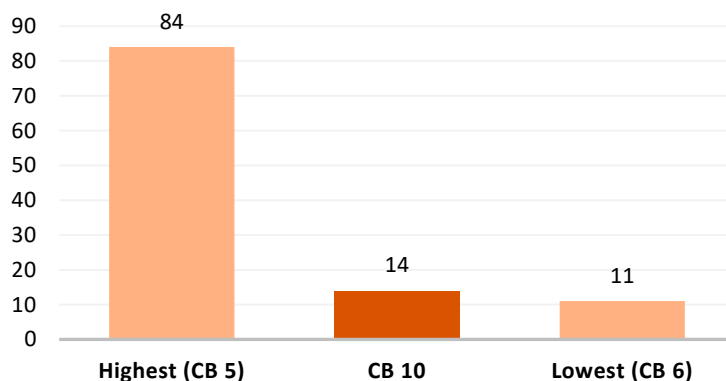
*This percentage excludes reports with missing relationship field.

2020 Family-Related Domestic Incident Reports (DIRs) in Brooklyn



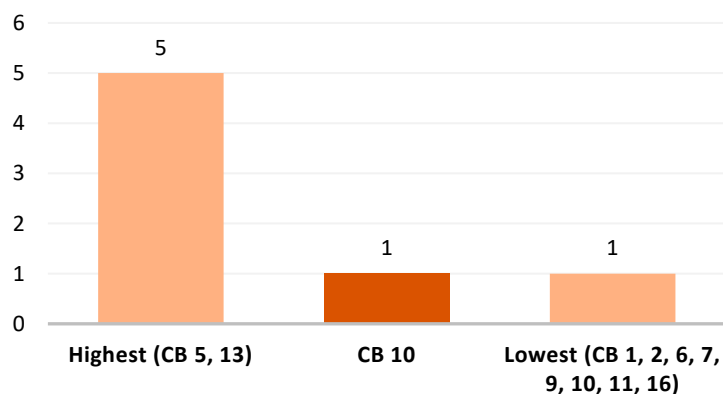
- 2 In 2020, there were **14 family-related felony assaults**, comprising **30%** of the neighborhood's domestic violence felony assaults.

2020 Family-Related Felony Assaults in Brooklyn



- 3 In 2020, there was **1 family-related rape**, comprising **17%** of the neighborhood's domestic violence rapes.

2020 Family-Related Rapes in the Brooklyn

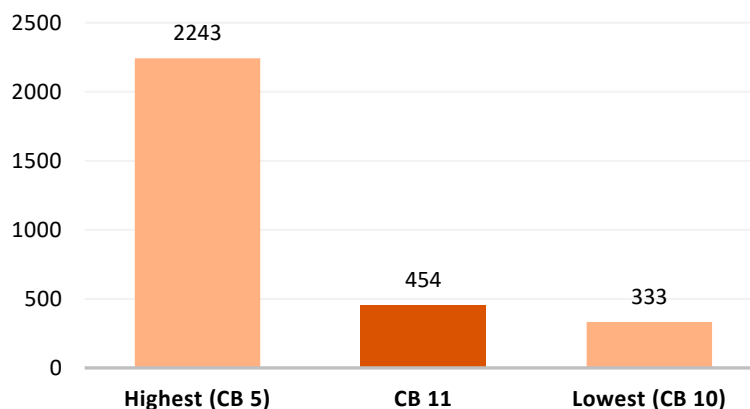


COMMUNITY BOARD 11: Bensonhurst

- 1** In 2020, there were **454 family-related domestic incident reports** in Brooklyn Community Board 11, comprising **30%*** of the neighborhood's domestic incident reports.

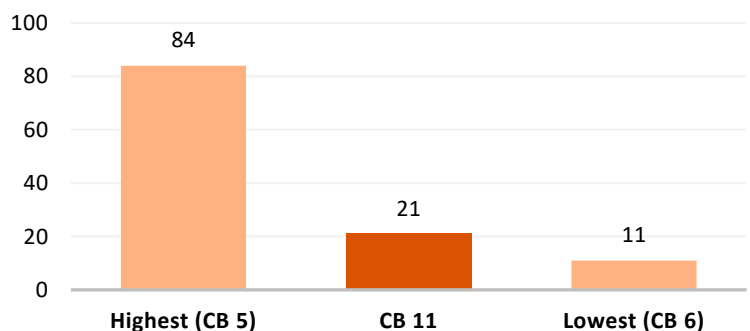
*This percentage excludes reports with missing relationship field.

2020 Family-Related Domestic Incident Reports (DIRs) in Brooklyn



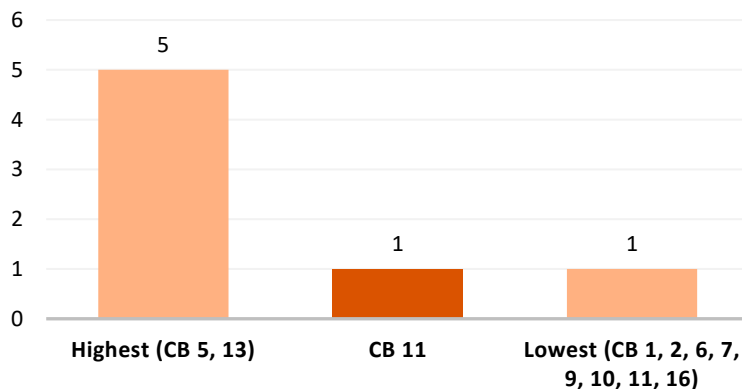
- 2** In 2020, there were **21 family-related felony assaults**, comprising **31%** of the neighborhood's domestic violence felony assaults.

2020 Family-Related Felony Assaults in Brooklyn



- 3** In 2020, there was **1 family-related rape**, comprising **25%** of the neighborhood's domestic violence rapes.

2020 Family-Related Rapes in the Brooklyn

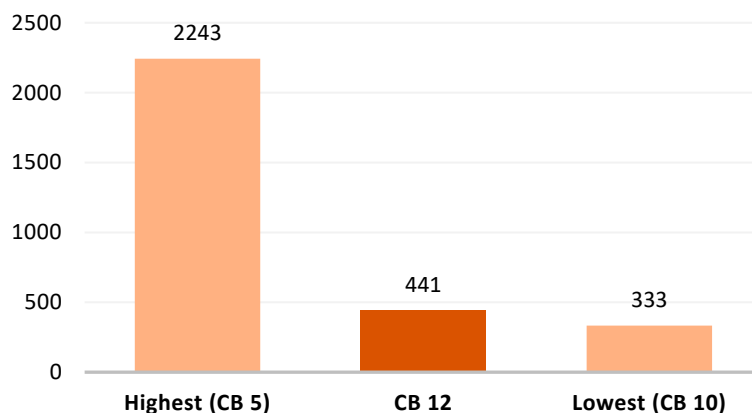


COMMUNITY BOARD 12: Borough Park

- 1 In 2020, there were **441 family-related domestic incident reports** in Brooklyn Community Board 12, comprising **36%*** of the neighborhood's domestic incident reports.

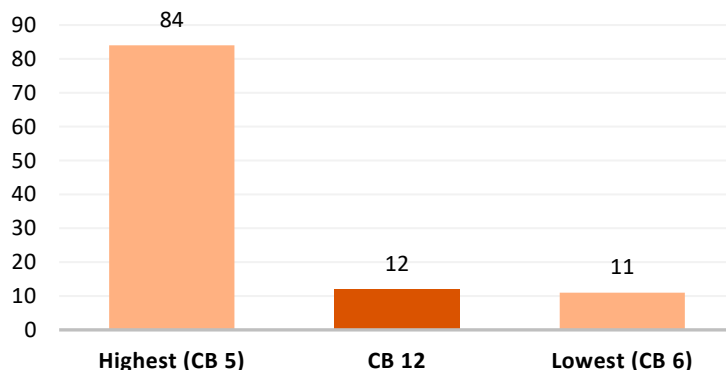
*This percentage excludes reports with missing relationship field.

2020 Family-Related Domestic Incident Reports (DIRs) in Brooklyn



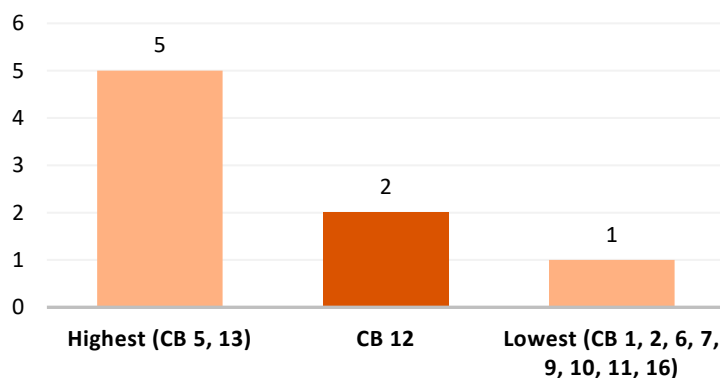
- 2 In 2020, there were **12 family-related felony assaults**, comprising **27%** of the neighborhood's domestic violence felony assaults.

2020 Family-Related Felony Assaults in Brooklyn



- 3 In 2020, there were **2 family-related rapes**, comprising **33%** of the neighborhood's domestic violence rapes.

2020 Family-Related Rapes in the Brooklyn

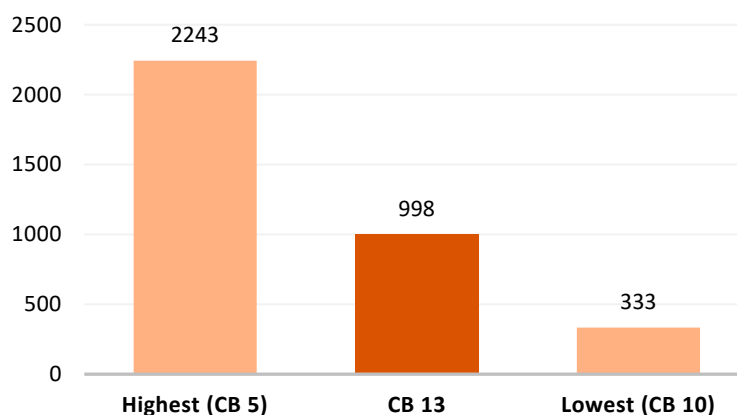


COMMUNITY BOARD 13: Coney Island

- 1 In 2020, there were **998 family-related domestic incident reports** in Brooklyn Community Board 13, comprising **40%*** of the neighborhood's domestic incident reports.

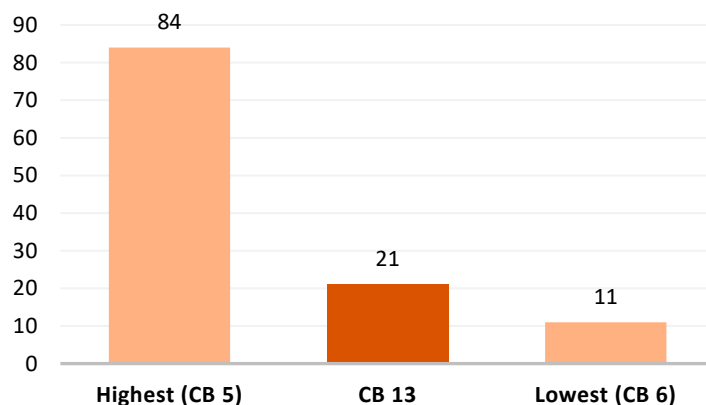
*This percentage excludes reports with missing relationship field.

2020 Family-Related Domestic Incident Reports (DIRs) in Brooklyn



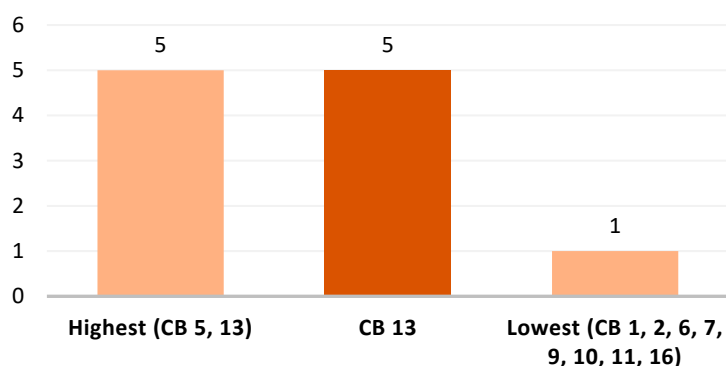
- 2 In 2020, there were **21 family-related felony assaults**, comprising **31%** of the neighborhood's domestic violence felony assaults.

2020 Family-Related Felony Assaults in Brooklyn



- 3 In 2020, there were **5 family-related rapes**, comprising **42%** of the neighborhood's domestic violence rapes.

2020 Family-Related Rapes in the Brooklyn

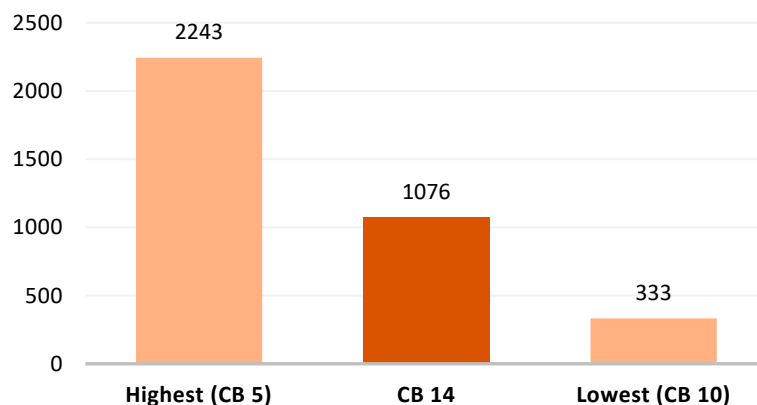


COMMUNITY BOARD 14: Flatbush and Midwood

- 1 In 2020, there were **1,076 family-related domestic incident reports** in Brooklyn Community Board 14, comprising **43%*** of the neighborhood's domestic incident reports.

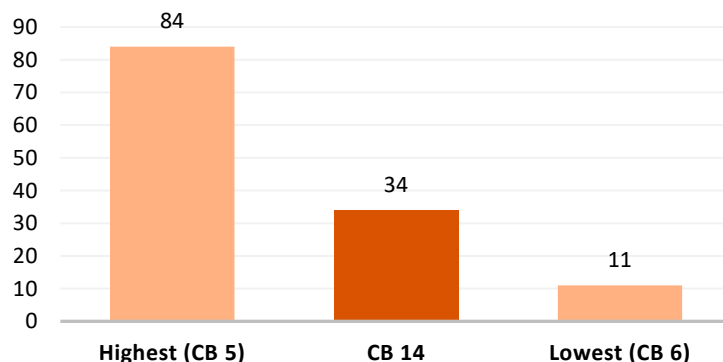
*This percentage excludes reports with missing relationship field.

2020 Family-Related Domestic Incident Reports (DIRs) in Brooklyn



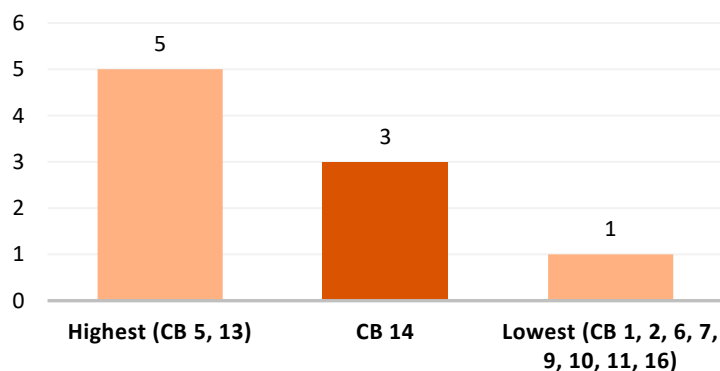
- 2 In 2020, there were **34 family-related felony assaults**, comprising **33%** of the neighborhood's domestic violence felony assaults.

2020 Family-Related Felony Assaults in Brooklyn



- 3 In 2020, there were **3 family-related rapes**, comprising **25%** of the neighborhood's domestic violence rapes.

2020 Family-Related Rapes in the Brooklyn

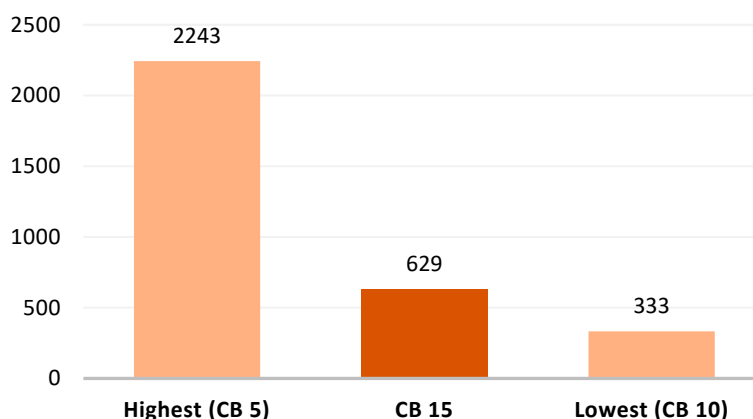


COMMUNITY BOARD 15: Sheepshead Bay

- 1 In 2020, there were **726 family-related domestic incident reports** in Brooklyn Community Board 15, comprising **35%*** of the neighborhood's domestic incident reports.

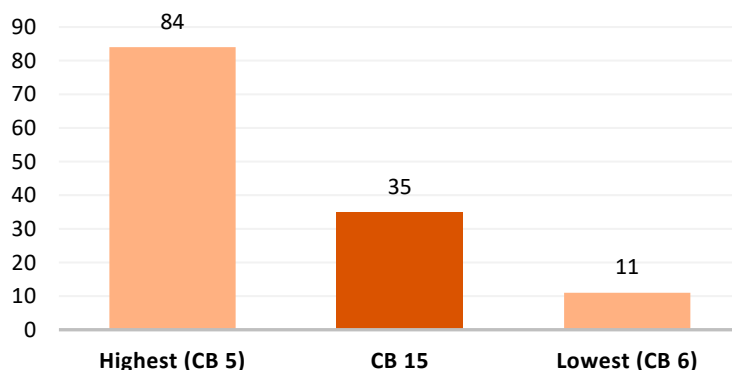
*This percentage excludes reports with missing relationship field.

2020 Family-Related Domestic Incident Reports (DIRs) in Brooklyn



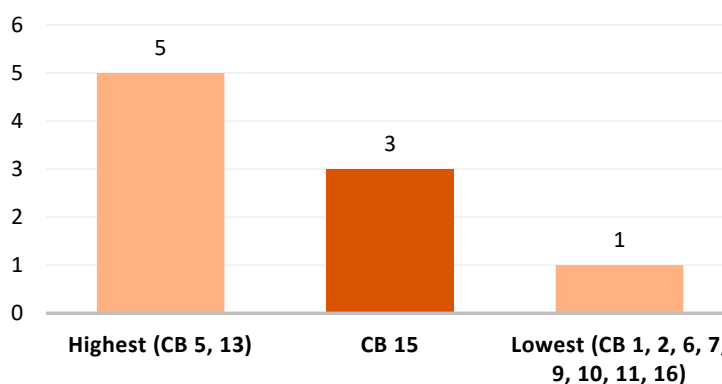
- 2 In 2020, there were **35 family-related felony assaults**, comprising **37%** of the neighborhood's domestic violence felony assaults.

2020 Family-Related Felony Assaults in Brooklyn



- 3 In 2020, there were **3 family-related rapes**, comprising **27%** of the neighborhood's domestic violence rapes.

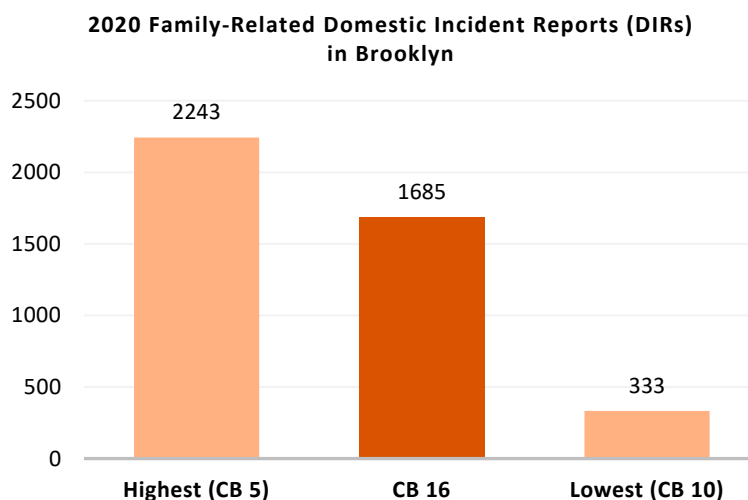
2020 Family-Related Rapes in the Brooklyn



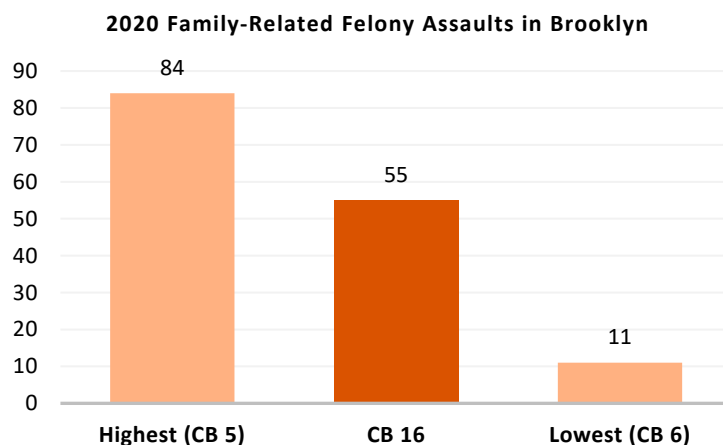
COMMUNITY BOARD 16: Brownsville

- 1** In 2020, there were **1,685 family-related domestic incident reports** in Brooklyn Community Board 16, comprising **35%*** of the neighborhood's domestic incident reports.

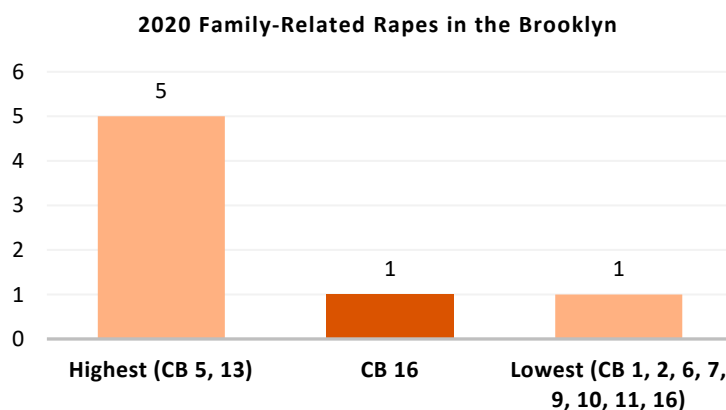
*This percentage excludes reports with missing relationship field.



- 2** In 2020, there were **55 family-related felony assaults**, comprising **31%** of the neighborhood's domestic violence felony assaults.



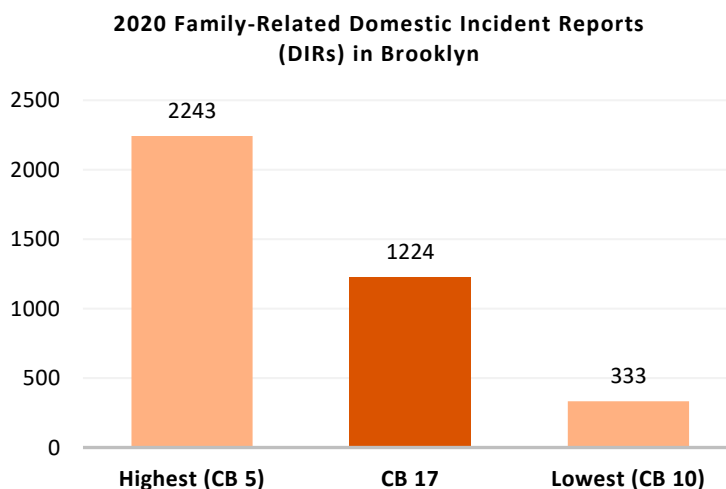
- 3** In 2020, there was **1 family-related rape**, comprising **17%** of the neighborhood's domestic violence rapes.



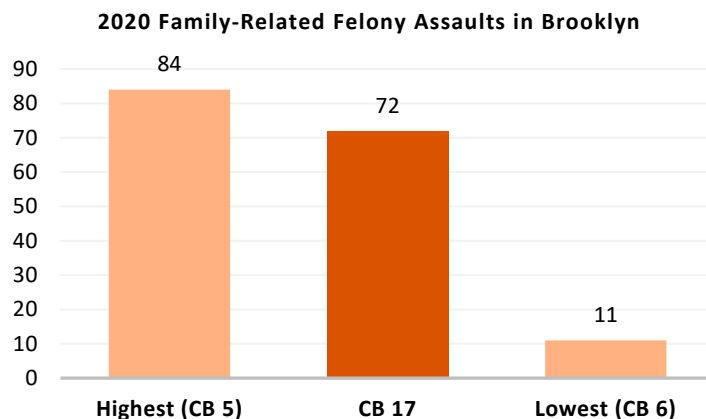
COMMUNITY BOARD 17: East Flatbush

- 1 In 2020, there were **1,224 family-related domestic incident reports** in Brooklyn Community Board 17, comprising **36%*** of the neighborhood's domestic incident reports.

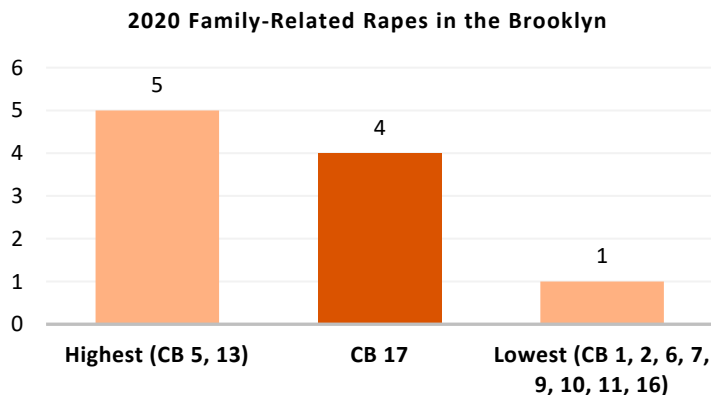
*This percentage excludes reports with missing relationship field.



- 2 In 2020, there were **72 family-related felony assaults**, comprising **36%** of the neighborhood's domestic violence felony assaults.



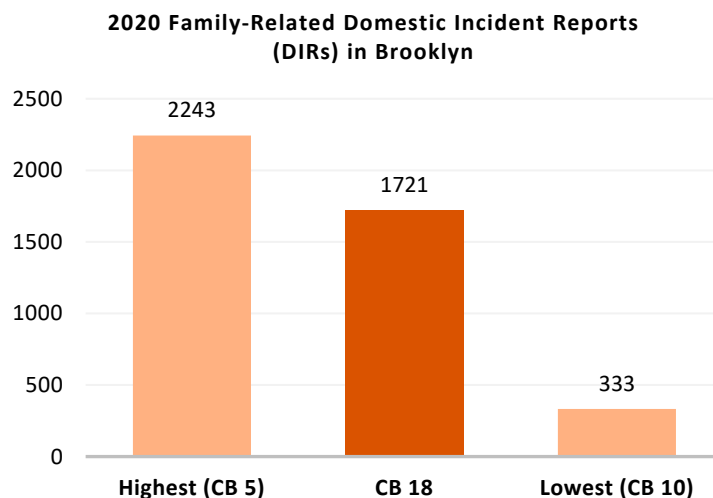
- 3 In 2020, there were **4 family-related rapes**, comprising **25%** of the neighborhood's domestic violence rapes.



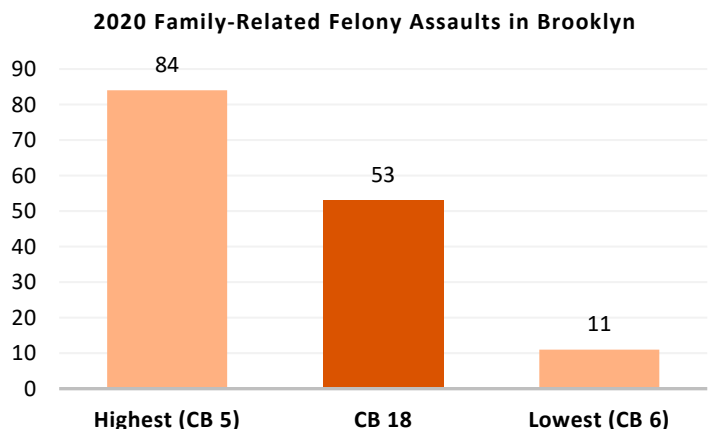
COMMUNITY BOARD 18: Flatlands and Canarsie

- 1 In 2020, there were **1,721 family-related domestic incident reports** in Brooklyn Community Board 18, comprising **42%*** of the neighborhood's domestic incident reports.

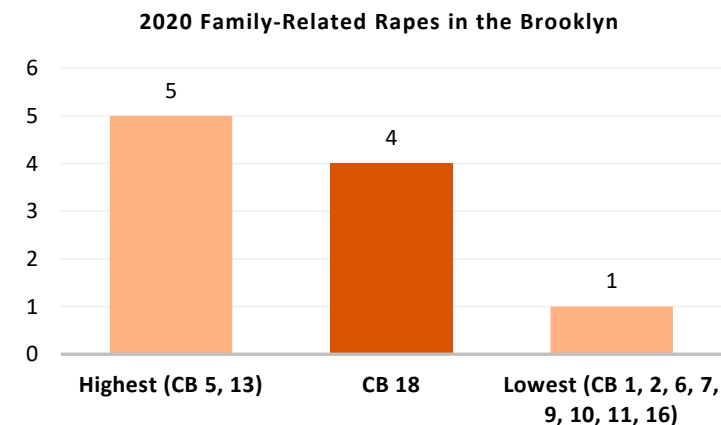
*This percentage excludes reports with missing relationship field.



- 2 In 2020, there were **53 family-related felony assaults**, comprising **40%** of the neighborhood's domestic violence felony assaults.



- 3 In 2020, there were **4 family-related rapes**, comprising **25%** of the neighborhood's domestic violence rapes.



Queens:

Family-related violence snapshot

1 In 2020, there were **13,857 family-related domestic incident reports (DIRs)** in Queens. These comprised **37%*** of the borough's domestic incident reports.

*This percentage excludes reports with missing relationship field.

2 In 2020, there were **566 family-related felony assaults** in Queens. These comprised **31%** of the borough's domestic violence felony assaults.

3 In 2020, there were **36 family-related rapes** in Queens. These comprised **27%** of the borough's domestic violence rapes.

4

HELP IS AVAILABLE

In the case of an emergency, call 911.



For information and non-emergency services, call 311 or the NYC Domestic Violence Hotline at 1-800-621-HOPE (4673).

Find resources and support in NYC at nyc.gov/nychope.

For walk-in services, visit one of the NYC Family Justice Centers.

NYC Family Justice Center, Queens

Address: 126-02 82nd Avenue, Kew Gardens, NY 11415 Phone: (718)575-4500

Subway: Take the  or  train to Kew Gardens/Union Turnpike. Use the "Court House/North Side:" exit and walk east on Queens Boulevard past Queens Borough Hall.

Turn left on 82nd Avenue.

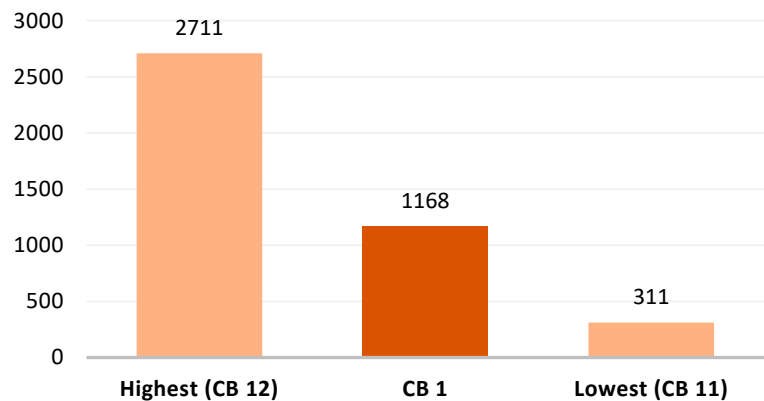
Bus: The Q10, Q37, Q46, and Q60 all stop near the Center.

Services are free and confidential. All are welcome regardless of gender identity or expression, sexual orientation, language, or immigration status.

COMMUNITY BOARD 1: Long Island City and Astoria

- 1** In 2020, there were **1,168 family-related domestic incident reports** in Queens Community Board 1, comprising **37%*** of the neighborhood's domestic incident reports.

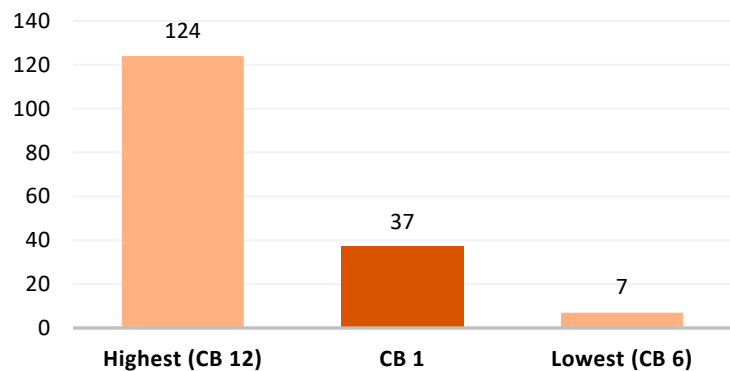
2020 Family-Related Domestic Incident Reports (DIRs) in Queens



*This percentage excludes reports with missing relationship field.

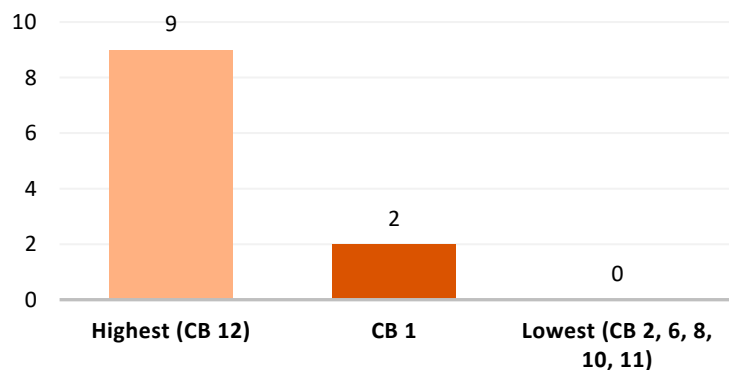
- 2** In 2020, there were **37 family-related felony assaults**, comprising **33%** of the neighborhood's domestic violence felony assaults.

2020 Family-Related Felony Assaults in Queens



- 3** In 2020, there were **2 family-related rapes**, comprising **15%** of the neighborhood's domestic violence rapes.

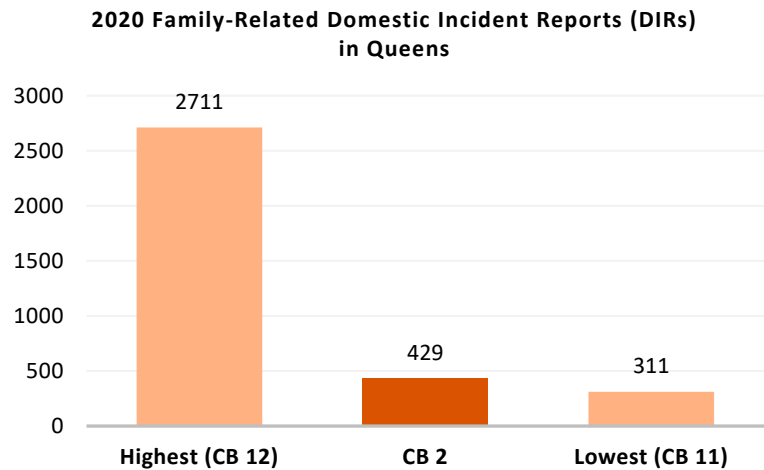
2020 Family-Related Rapes in the Queens



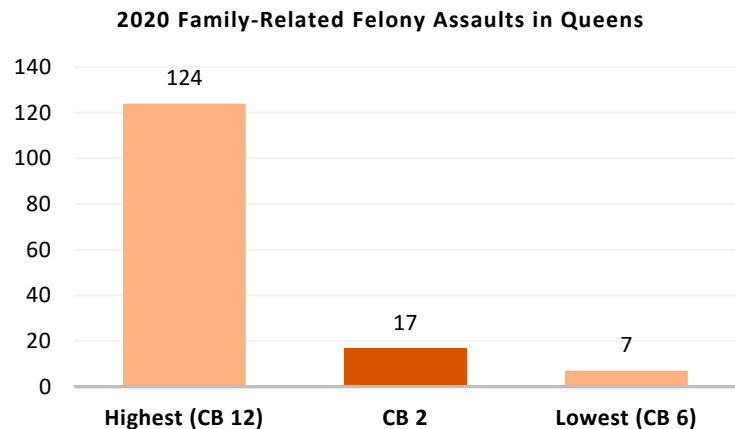
COMMUNITY BOARD 2: Woodside and Sunnyside

- 1** In 2020, there were **429 family-related domestic incident reports** in Queens Community Board 2, comprising **28%*** of the neighborhood's domestic incident reports.

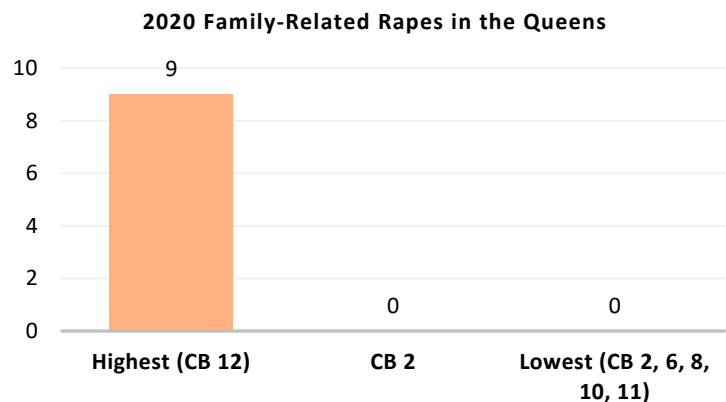
*This percentage excludes reports with missing relationship field.



- 2** In 2020, there were **17 family-related felony assaults**, comprising **25%** of the neighborhood's domestic violence felony assaults.



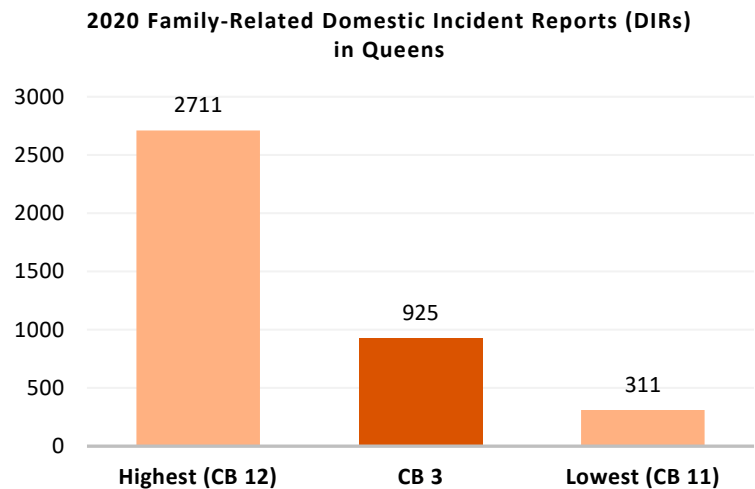
- 3** In 2020, there were **0 family-related rapes**, comprising **0%** of the neighborhood's domestic violence rapes.



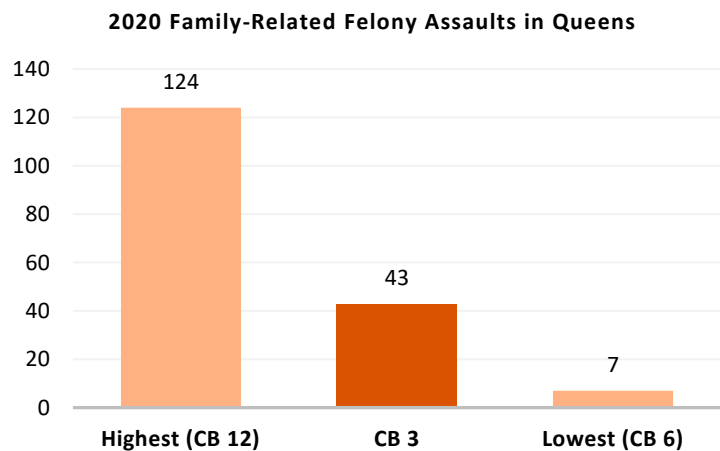
COMMUNITY BOARD 3: Jackson Heights

- 1** In 2020, there were **925 family-related domestic incident reports** in Queens Community Board 3, comprising **34%*** of the neighborhood's domestic incident reports.

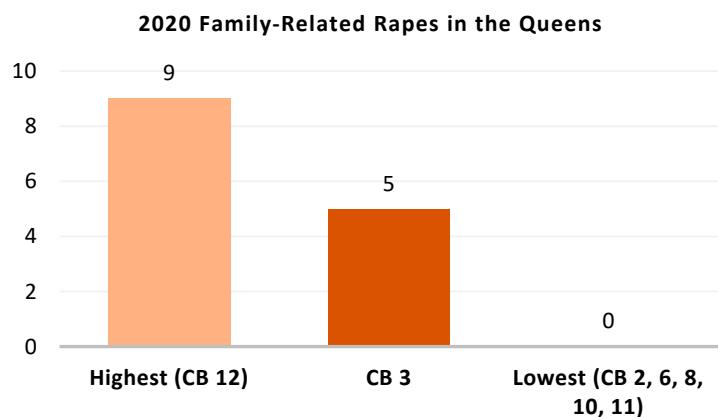
*This percentage excludes reports with missing relationship field.



- 2** In 2020, there were **43 family-related felony assaults**, comprising **28%** of the neighborhood's domestic violence felony assaults.



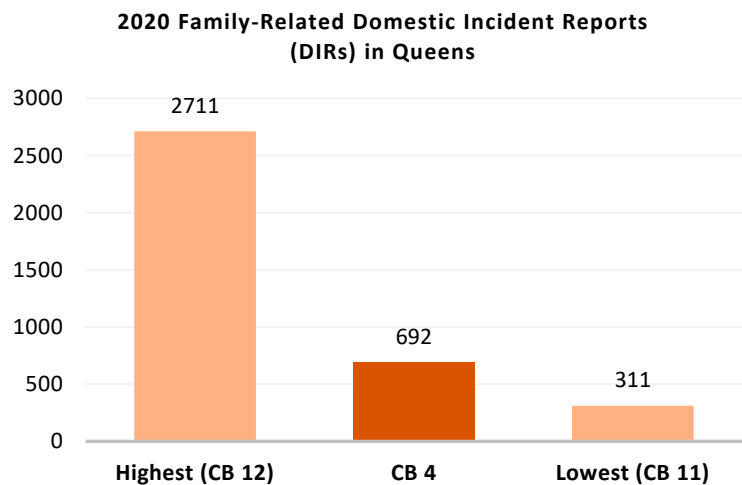
- 3** In 2020, there were **5 family-related rapes**, comprising **39%** of the neighborhood's domestic violence rapes.



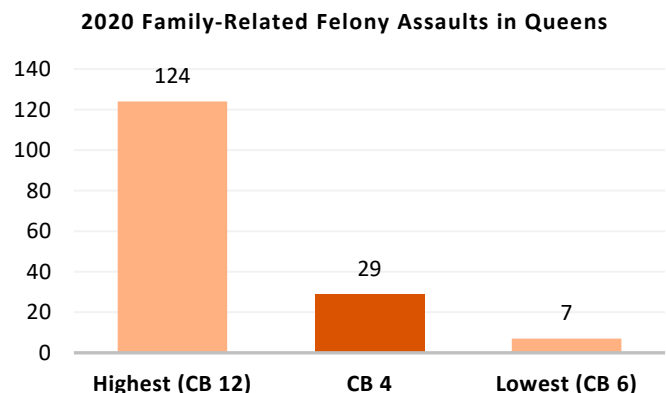
COMMUNITY BOARD 4: Elmhurst and Corona

- 1** In 2020, there were **692 family-related domestic incident reports** in Queens Community Board 4, comprising **32%*** of the neighborhood's domestic incident reports.

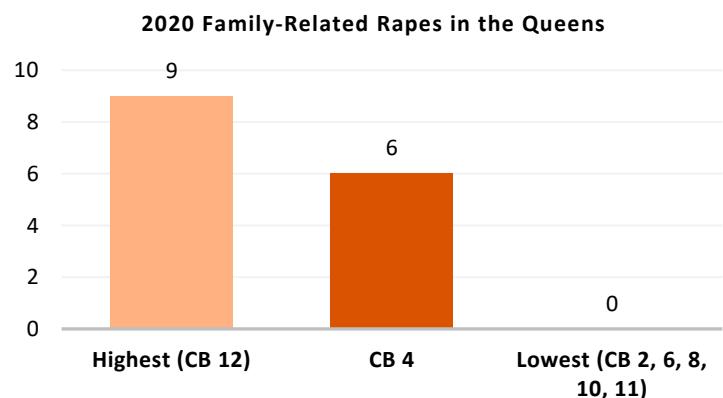
*This percentage excludes reports with missing relationship field.



- 2** In 2020, there were **29 family-related felony assaults**, comprising **22%** of the neighborhood's domestic violence felony assaults.



- 3** In 2020, there were **6 family-related rapes**, comprising **29%** of the neighborhood's domestic violence rapes.

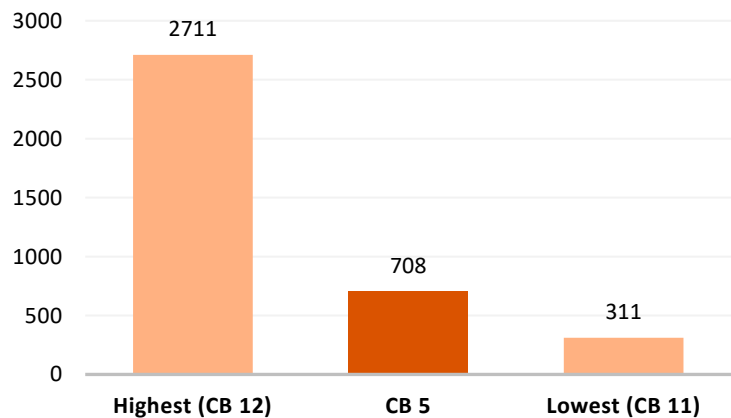


COMMUNITY BOARD 5: Ridgewood and Maspeth

- 1** In 2020, there were **708 family-related domestic incident reports** in Queens Community Board 5, comprising **29%*** of the neighborhood's domestic incident reports.

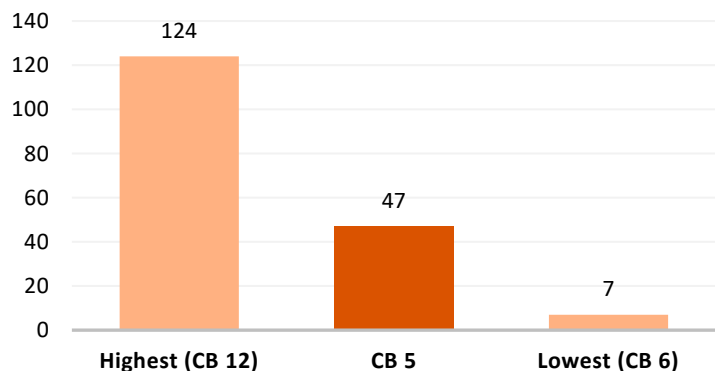
*This percentage excludes reports with missing relationship field.

2020 Family-Related Domestic Incident Reports (DIRs) in Queens



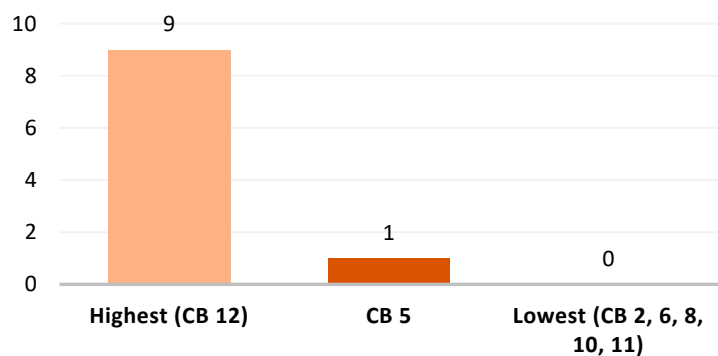
- 2** In 2020, there were **47 family-related felony assaults**, comprising **32%** of the neighborhood's domestic violence felony assaults.

2020 Family-Related Felony Assaults in Queens



- 3** In 2020, there was **1 family-related rape**, comprising **17%** of the neighborhood's domestic violence rapes.

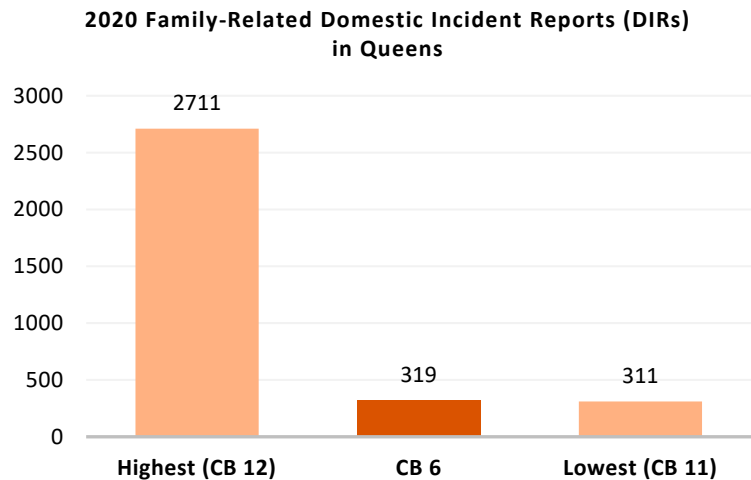
2020 Family-Related Rapes in the Queens



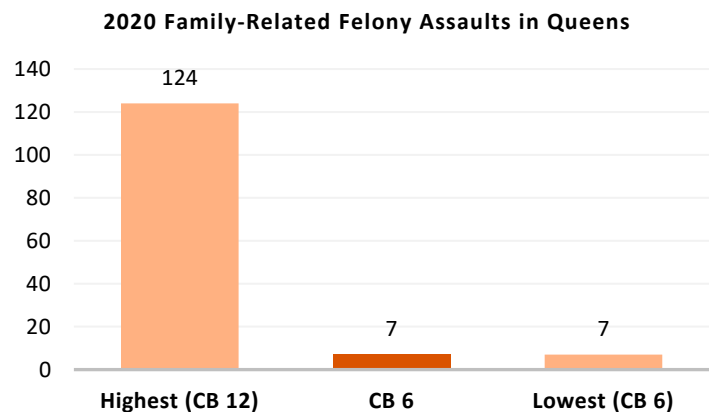
COMMUNITY BOARD 6: Rego Park and Forest Hills

- 1** In 2020, there were **319 family-related domestic incident reports** in Queens Community Board 6, comprising **35%*** of the neighborhood's domestic incident reports.

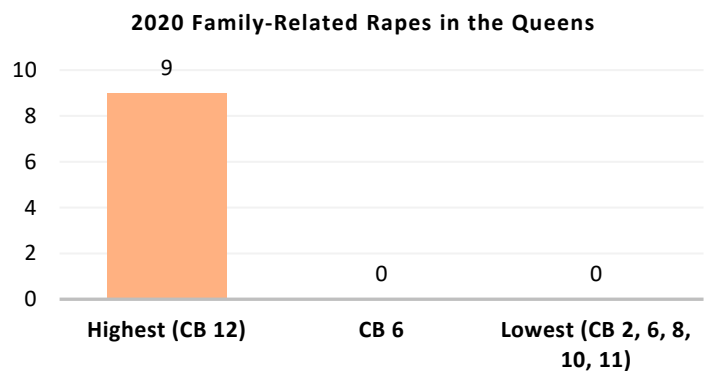
*This percentage excludes reports with missing relationship field.



- 2** In 2020, there were **7 family-related felony assaults**, comprising **35%** of the neighborhood's domestic violence felony assaults.



- 3** In 2020, there were **0 family-related rapes**, comprising **0%** of the neighborhood's domestic violence rapes.

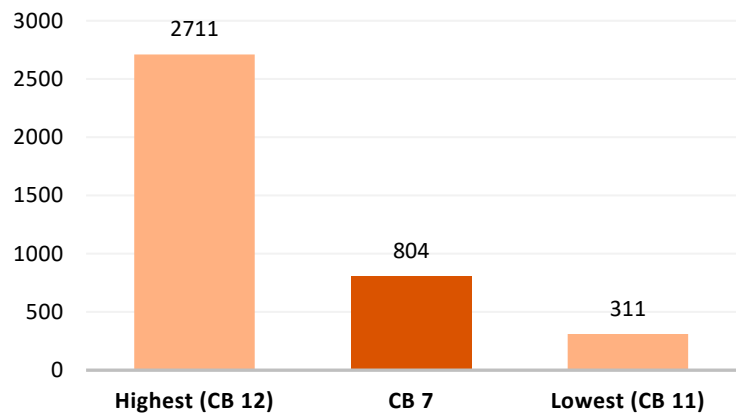


COMMUNITY BOARD 7: Flushing and Whitestone

- 1** In 2020, there were **804 family-related domestic incident reports** in Queens Community Board 7, comprising **35%*** of the neighborhood's domestic incident reports.

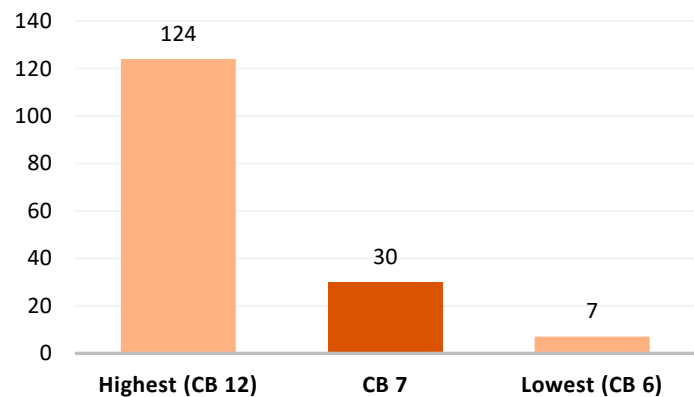
*This percentage excludes reports with missing relationship field.

2020 Family-Related Domestic Incident Reports (DIRs) in Queens



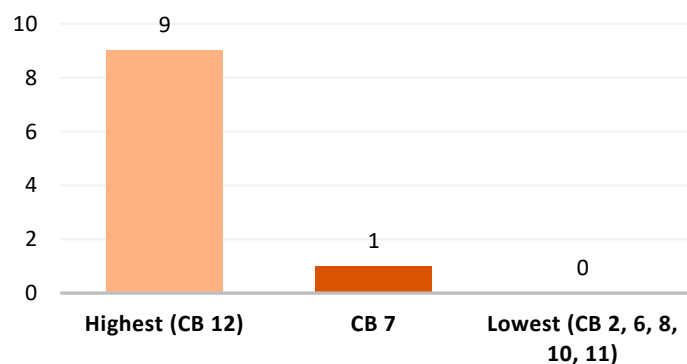
- 2** In 2020, there were **30 family-related felony assaults**, comprising **29%** of the neighborhood's domestic violence felony assaults.

2020 Family-Related Felony Assaults in Queens



- 3** In 2020, there was **1 family-related rape**, comprising **7%** of the neighborhood's domestic violence rapes.

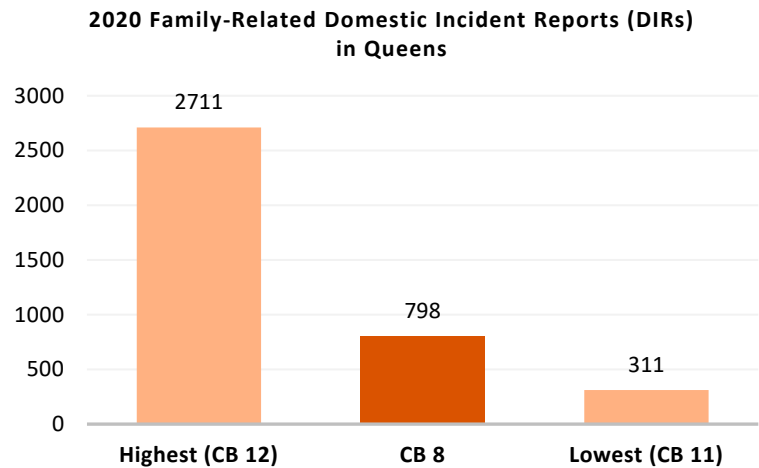
2020 Family-Related Rapes in the Queens



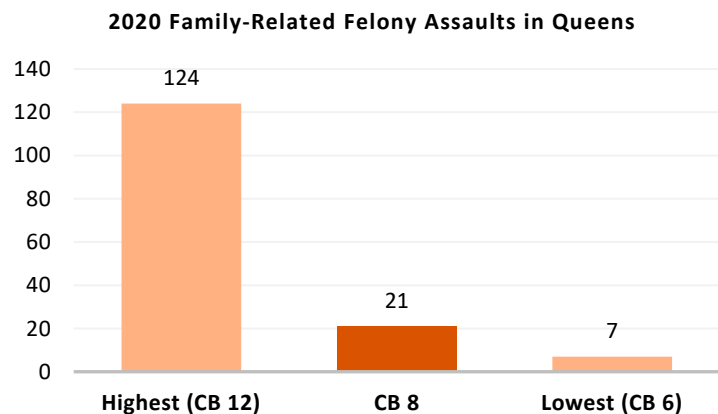
COMMUNITY BOARD 8: Hillcrest and Fresh Meadows

- 1** In 2020, there were **798 family-related domestic incident reports** in Queens Community Board 8, comprising **37%*** of the neighborhood's domestic incident reports.

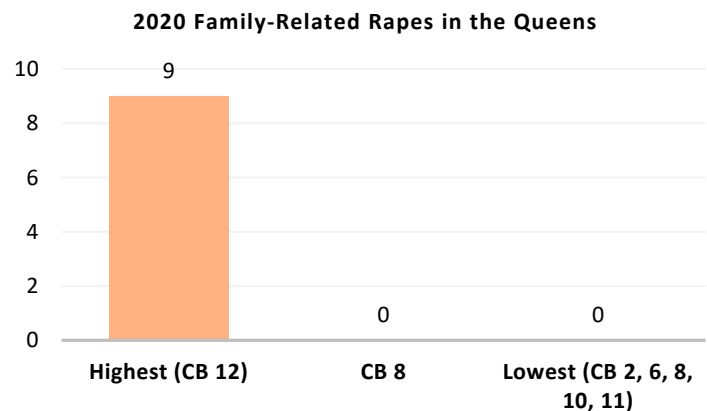
*This percentage excludes reports with missing relationship field.



- 2** In 2020, there were **21 family-related felony assaults**, comprising **32%** of the neighborhood's domestic violence felony assaults.



- 3** In 2020, there were **0 family-related rapes**, comprising **0%** of the neighborhood's domestic violence rapes.

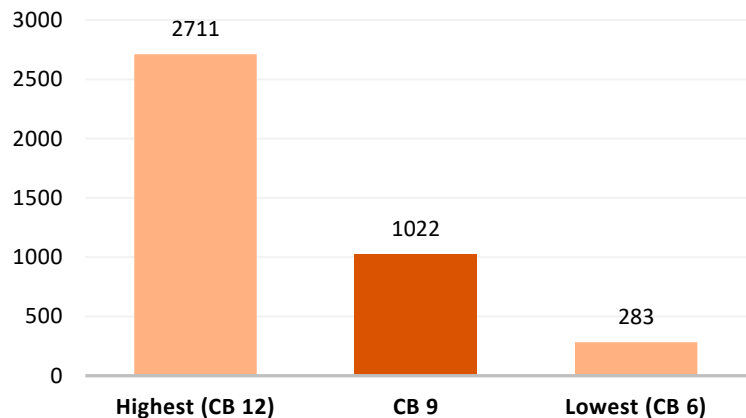


COMMUNITY BOARD 9: Kew Gardens and Woodhaven

- 1** In 2020, there were **1,022 family-related domestic incident reports** in Queens Community Board 9, comprising **37%*** of the neighborhood's domestic incident reports.

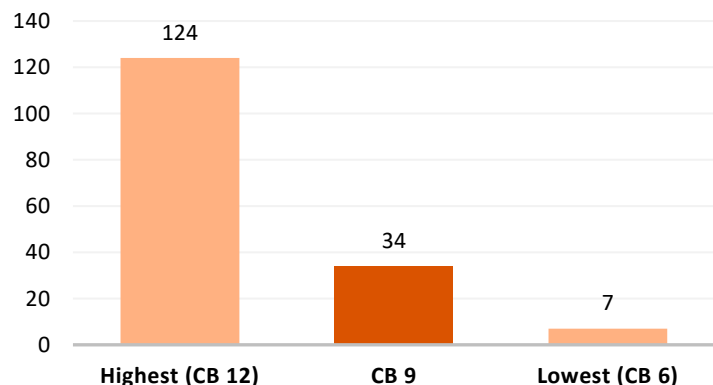
*This percentage excludes reports with missing relationship field.

2020 Family-Related Domestic Incident Reports (DIRs) in Queens



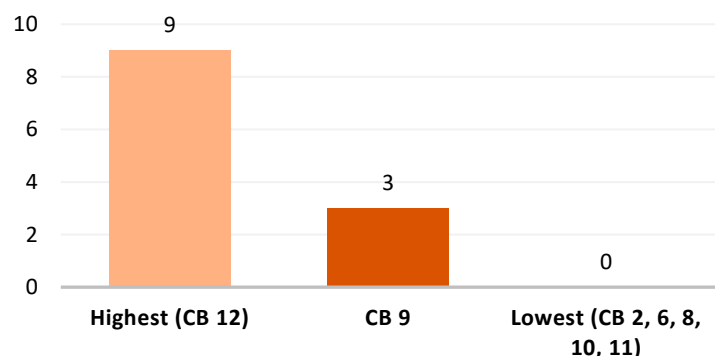
- 2** In 2020, there were **34 family-related felony assaults**, comprising **34%** of the neighborhood's domestic violence felony assaults.

2020 Family-Related Felony Assaults in Queens



- 3** In 2020, there were **3 family-related rapes**, comprising **38%** of the neighborhood's domestic violence rapes.

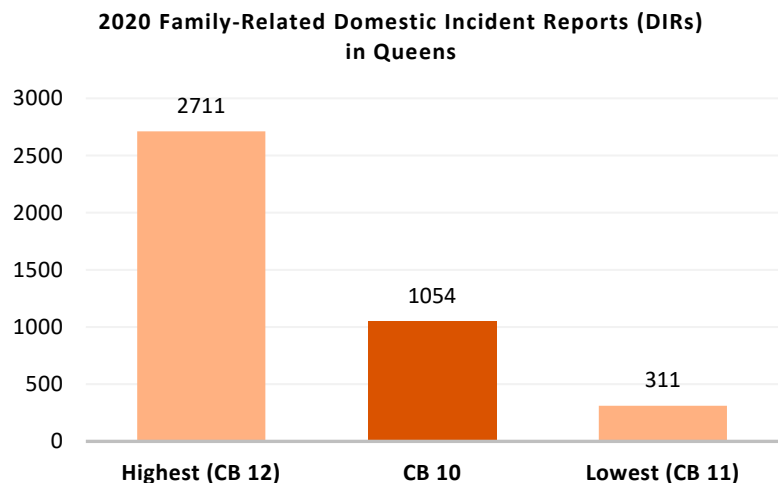
2020 Family-Related Rapes in the Queens



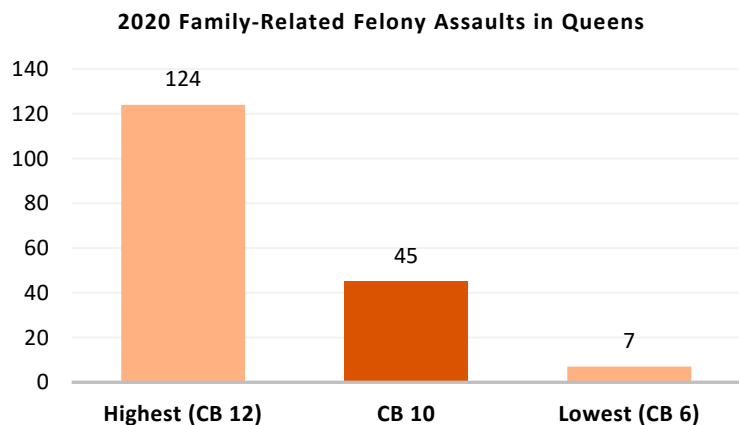
COMMUNITY BOARD 10: South Ozone Park and Howard Beach

- 1** In 2020, there were **1,054 family-related domestic incident reports** in Queens Community Board 10, comprising **38%*** of the neighborhood's domestic incident reports.

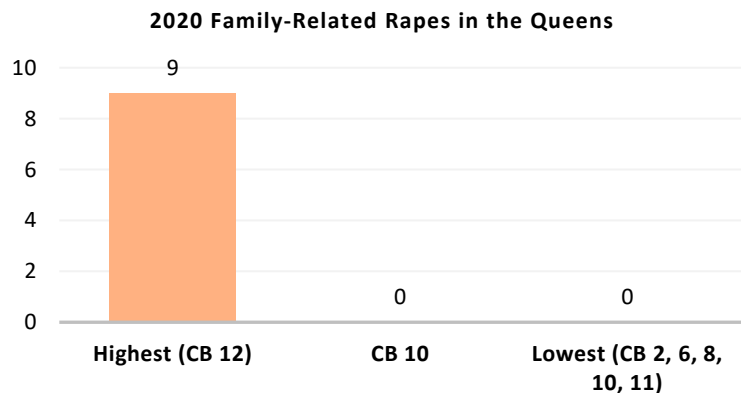
*This percentage excludes reports with missing relationship field.



- 2** In 2020, there were **45 family-related felony assaults**, comprising **34%** of the neighborhood's domestic violence felony assaults.



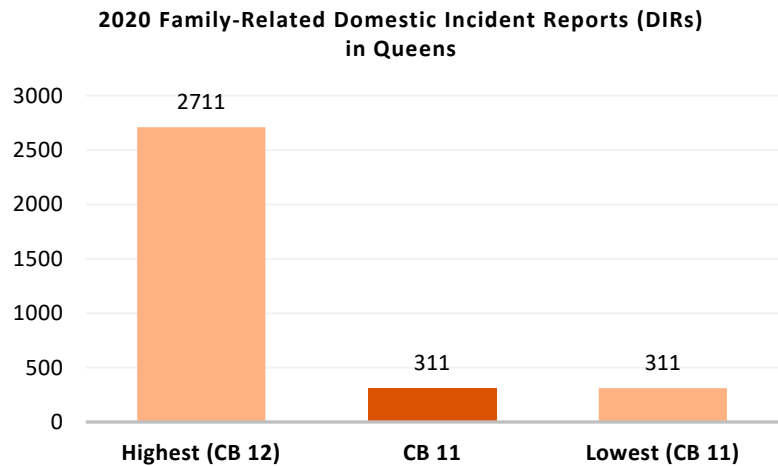
- 3** In 2020, there were **0 family-related rapes**, comprising **0%** of the neighborhood's domestic violence rapes.



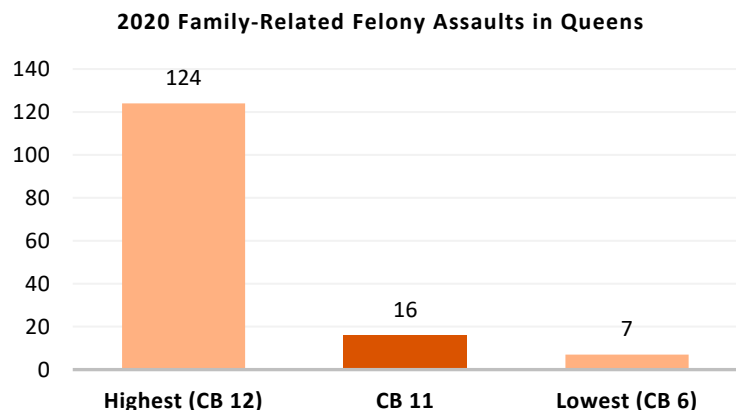
COMMUNITY BOARD 11: Bayside and Little Neck

- 1** In 2020, there were **311 family-related domestic incident reports** in Queens Community Board 11, comprising **40%*** of the neighborhood's domestic incident reports.

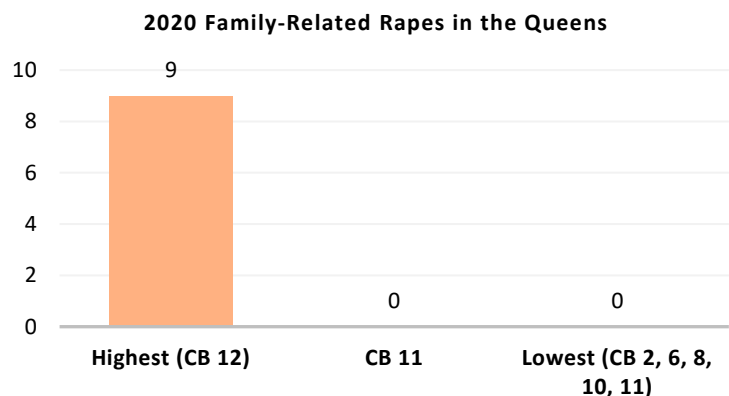
*This percentage excludes reports with missing relationship field.



- 2** In 2020, there were **16 family-related felony assaults**, comprising **40%** of the neighborhood's domestic violence felony assaults.



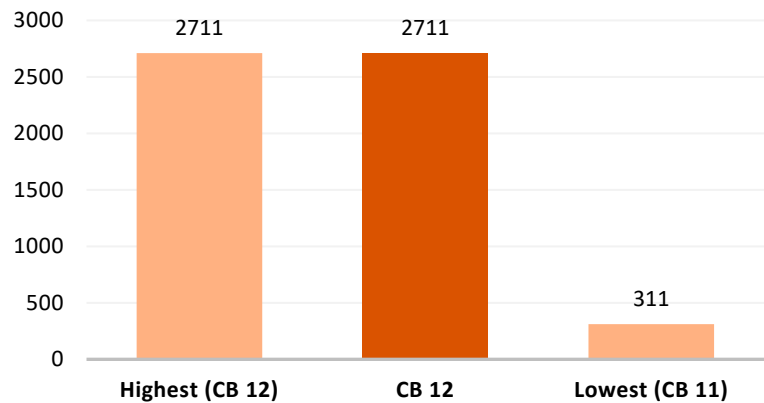
- 3** In 2020, there were **0 family-related rapes**, comprising **0%** of the neighborhood's domestic violence rapes.



COMMUNITY BOARD 12: Jamaica and Hollis

- 1** In 2020, there were **2,711 family-related domestic incident reports** in Queens Community Board 12, comprising **41%*** of the neighborhood's domestic incident reports.

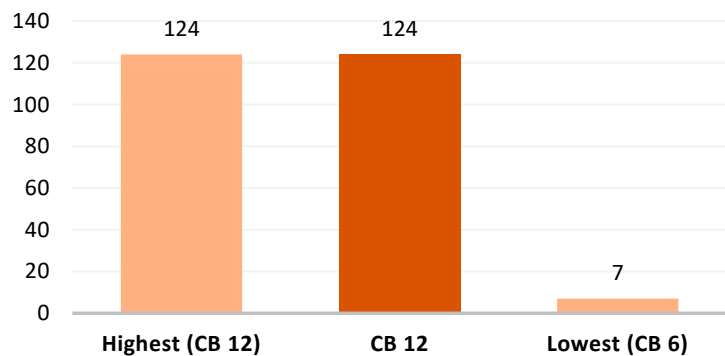
2020 Family-Related Domestic Incident Reports (DIRs) in Queens



*This percentage excludes reports with missing relationship field.

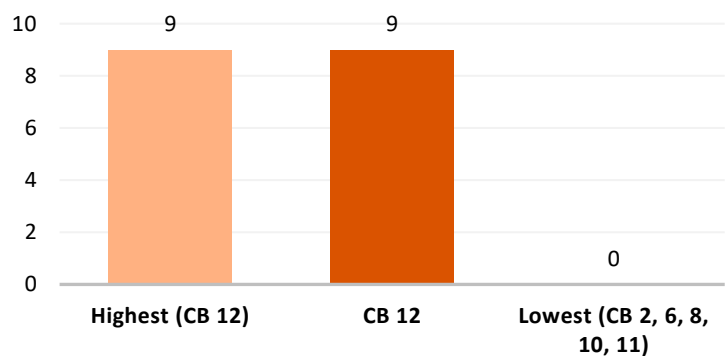
- 2** In 2020, there were **124 family-related felony assaults**, comprising **33%** of the neighborhood's domestic violence felony assaults.

2020 Family-Related Felony Assaults in Queens



- 3** In 2020, there were **9 family-related rapes**, comprising **41%** of the neighborhood's domestic violence rapes.

2020 Family-Related Rapes in the Queens

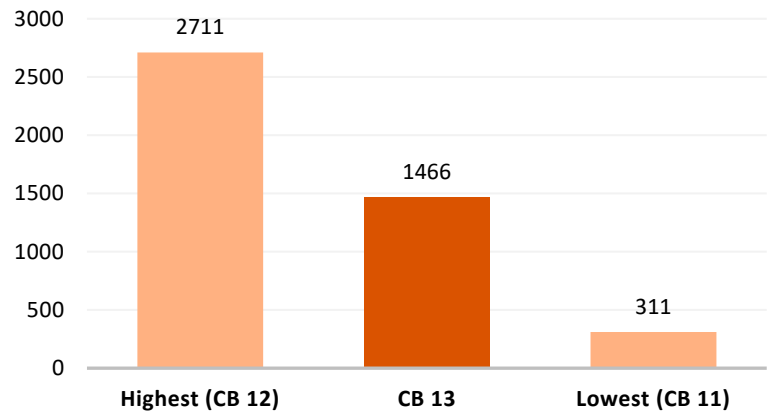


COMMUNITY BOARD 13: Queens Village

- 1** In 2020, there were **1,466 family-related domestic incident reports** in Queens Community Board 13, comprising **42%*** of the neighborhood's domestic incident reports.

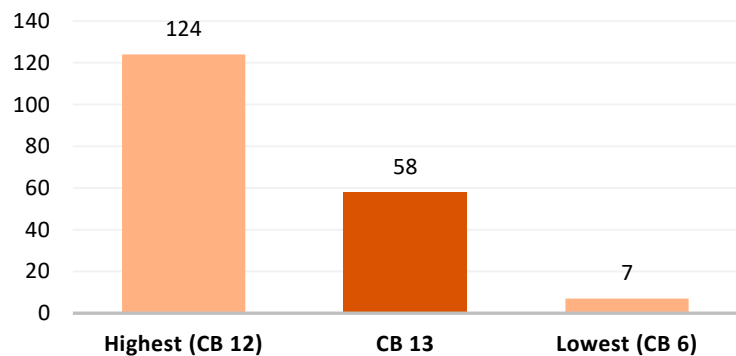
*This percentage excludes reports with missing relationship field.

2020 Family-Related Domestic Incident Reports (DIRs) in Queens



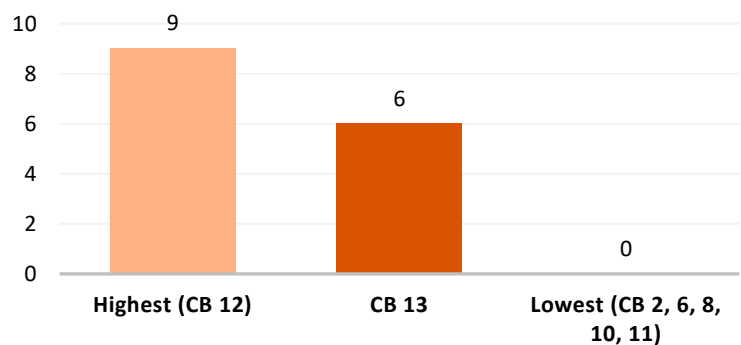
- 2** In 2020, there were **58 family-related felony assaults**, comprising **34%** of the neighborhood's domestic violence felony assaults.

2020 Family-Related Felony Assaults in Queens



- 3** In 2020, there were **6 family-related rapes**, comprising **43%** of the neighborhood's domestic violence rapes.

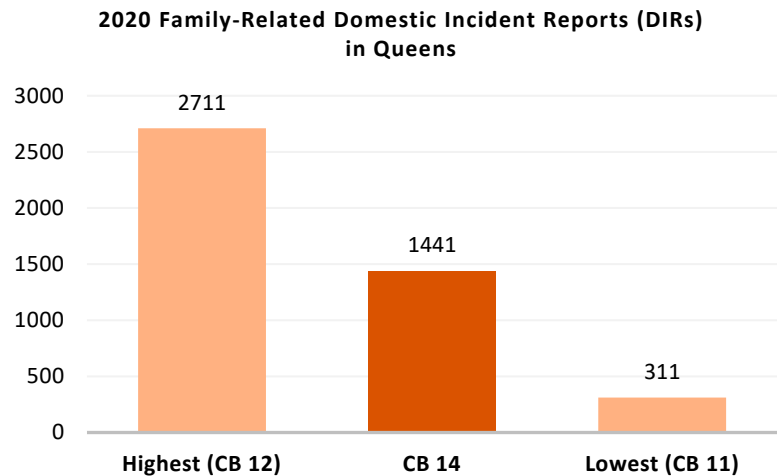
2020 Family-Related Rapes in the Queens



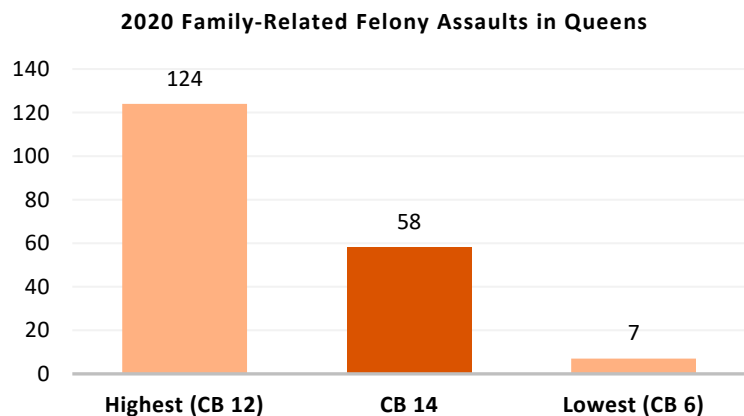
COMMUNITY BOARD 14: Rockaway and Broad Channel

- 1** In 2020, there were **1,441 family-related domestic incident reports** in Queens Community Board 14, comprising **36%*** of the neighborhood's domestic incident reports.

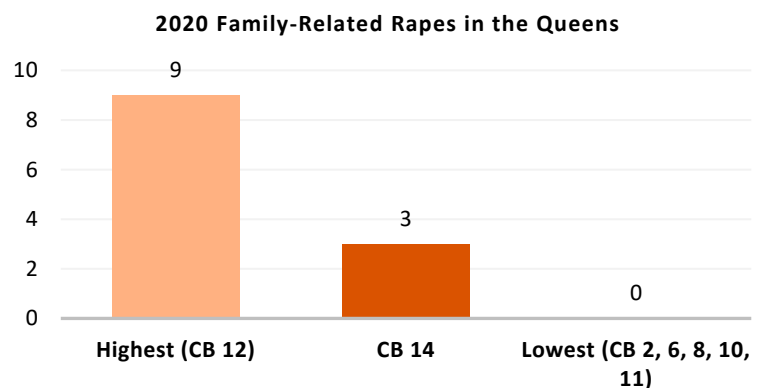
*This percentage excludes reports with missing relationship field.



- 2** In 2020, there were **58 family-related felony assaults**, comprising **32%** of the neighborhood's domestic violence felony assaults.



- 3** In 2020, there were **3 family-related rapes**, comprising **50%** of the neighborhood's domestic violence rapes.



Staten Island:

Family-related violence snapshot

- 1** In 2020, there were **2,982 family-related domestic incident reports (DIRs)** in Staten Island. These comprised **35%*** of the borough's domestic incident reports.

*This percentage excludes reports with missing relationship field.

- 2** In 2020, there were **88 family-related felony assaults** in Staten Island. These comprised **35%** of the borough's domestic violence felony assaults.

- 3** In 2020, there were **6 family-related rapes** in Staten Island. These comprised **46%** of the borough's domestic violence rapes.

4 **HELP IS AVAILABLE**

In the case of an emergency, call 911.

For information and non-emergency services, call 311 or the NYC Domestic Violence Hotline at 1-800-621-HOPE (4673).

Find resources and support in NYC at nyc.gov/nychope.

For walk-in services, visit one of the NYC Family Justice Centers.

NYC Family Justice Center, Staten Island

Address: 126 Stuyvesant Place, Staten Island, NY 10301

Across the street from the Staten Island Ferry and Staten Island Railway.

Bus: S40, S42, S44, S46, S48, S51, S52, S61, S62, S66, S74, S76 and S78.

Limited Bus: S81, S84, S86, S90, S91, S94, S96 and S98

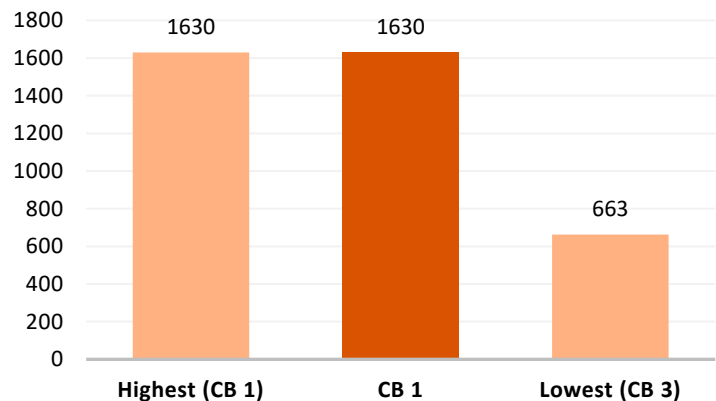
Services are free and confidential. All are welcome regardless of gender identity or expression, sexual orientation, language, or immigration status.

COMMUNITY BOARD 1: St. George and Stapleton

- 1 In 2020, there were **1,630 family-related domestic incident reports** in Staten Island Community Board 1, comprising **34%** of the neighborhood's domestic incident reports.

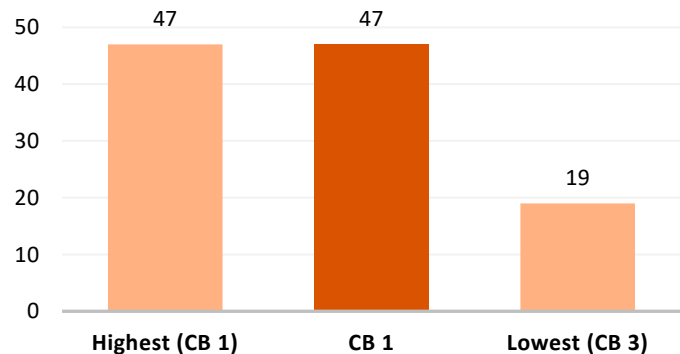
*This percentage excludes reports with missing relationship field.

2020 Family-Related Domestic Incident Reports (DIRs) in Staten Island



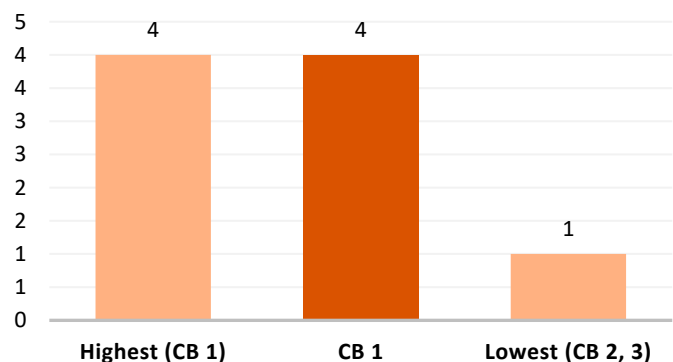
- 2 In 2020, there were **47 family-related felony assaults**, comprising **33%** of the neighborhood's domestic violence felony assaults.

2020 Family-Related Felony Assaults in Staten Island



- 3 In 2020, there were **4 family-related rapes**, comprising **44%** of the neighborhood's domestic violence rapes.

2020 Family-Related Rapes in the Staten Island

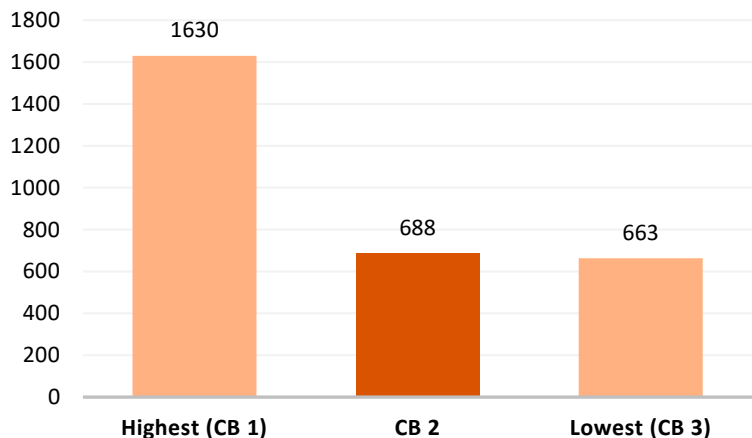


COMMUNITY BOARD 2: South Beach and Willowbrook

- 1 In 2020, there were **688 family-related domestic incident reports** in Staten Island Community Board 2, comprising **35%*** of the neighborhood's domestic incident reports.

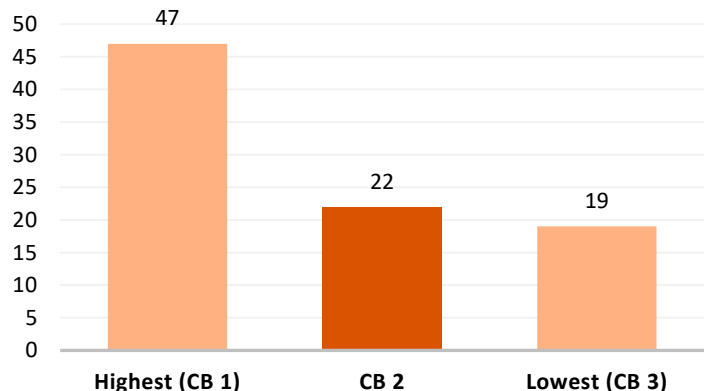
*This percentage excludes reports with missing relationship field.

2020 Family-Related Domestic Incident Reports (DIRs)
in Staten Island



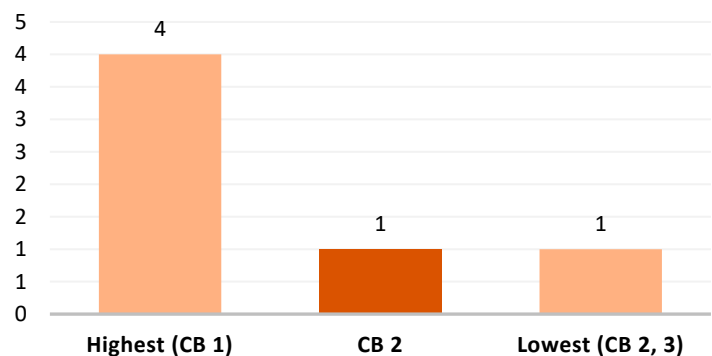
- 2 In 2020, there were **22 family-related felony assaults**, comprising **35%** of the neighborhood's domestic violence felony assaults.

2020 Family-Related Felony Assaults in Staten Island



- 3 In 2020, there was **1 family-related rape**, comprising **100%** of the neighborhood's domestic violence rapes.

2020 Family-Related Rapes in the Staten Island

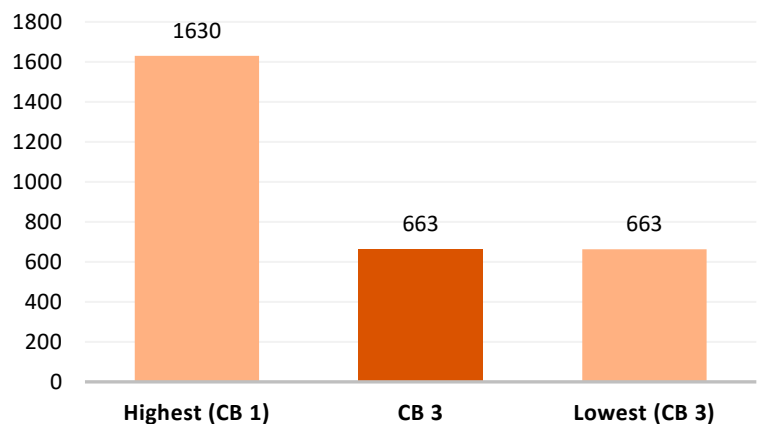


COMMUNITY BOARD 3: Tottenville and Great Kills

- 1 In 2020, there were **663 family-related domestic incident reports** in Staten Island Community Board 3, comprising **37%*** of the neighborhood's domestic incident reports.

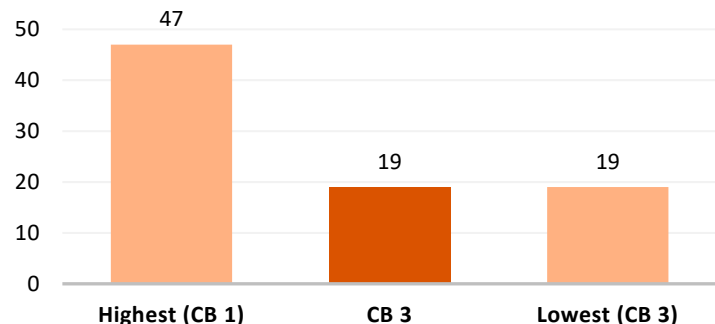
*This percentage excludes reports with missing relationship field.

2020 Family-Related Domestic Incident Reports (DIRs)
in Staten Island



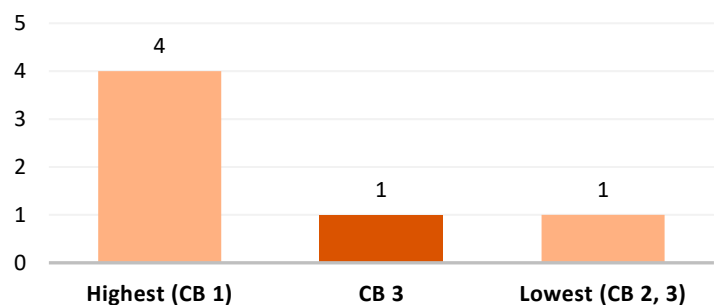
- 2 In 2020, there were **19 family-related felony assaults**, comprising **43%** of the neighborhood's domestic violence felony assaults.

2020 Family-Related Felony Assaults in Staten Island



- 3 In 2020, there was **1 family-related rape**, comprising **33%** of the neighborhood's domestic violence rapes.

2020 Family-Related Rapes in the Staten Island



Appendix

2020 Family-Related Domestic Incident Reports, Domestic Violence Felony Assault Offenses, and Domestic Violence Rape Offenses by Community Board District ¹						
Community Board (CB) District	Family-Related Domestic Incident Reports	Total Domestic Incident Reports ²	Family-Related Felony Assault Offenses	Total Domestic Violence-related Felony Assault Offenses	Family-Related Rape Offenses	Total Domestic Violence-related Rape Offenses
Bronx						
1	1623	4556	55	227	2	7
2	514	1718	27	100	5	12
3	1893	4961	56	195	3	9
4	1469	4196	85	289	3	14
5	1230	4838	54	212	4	9
6	1034	3368	38	157	4	9
7	1173	3740	59	188	1	7
8	438	1424	21	79	1	5
9	1874	5006	111	342	9	18
10	903	2472	28	97	2	7
11	732	2344	32	100	4	7
12	1838	5294	88	278	8	27
Parks, airports, etc. ³	3	13	0	0	0	0
CB unknown	4	12	0	0	0	0
Total	14728	43942	654	2264	46	131
Brooklyn						
1	789	2369	24	98	1	6
2	653	2094	34	95	1	5
3	1959	4841	64	191	3	8
4	793	2347	35	113	4	11
5	2243	6093	84	300	5	19
6	604	1647	11	41	1	2
7	521	1439	29	80	1	7
8	1071	2729	32	91	2	6

¹ NYC ENDGBV analyzed NYPD data on domestic violence. Incidents were separated into intimate partner violence (IPV) and family-related based on the following suspect-victim relationship categories:

IPV — boyfriend, common law husband, common law wife, divorced, ex-boyfriend, ex-girlfriend, fiancé/fiancée, former intimate partner, formerly married, girlfriend, husband, intimate partner/dating, married, parents boyfriend/girlfriend, same sex partner, wife

Family-related — aunt, brother, child of victim, daughter, father, grandchild, grandfather, grandmother, guardian, in-law, mother, nephew, niece, other relative, parent of victim, relative, sister, son, step-father/mother, uncle

² This percentage excludes reports with missing relationship field.

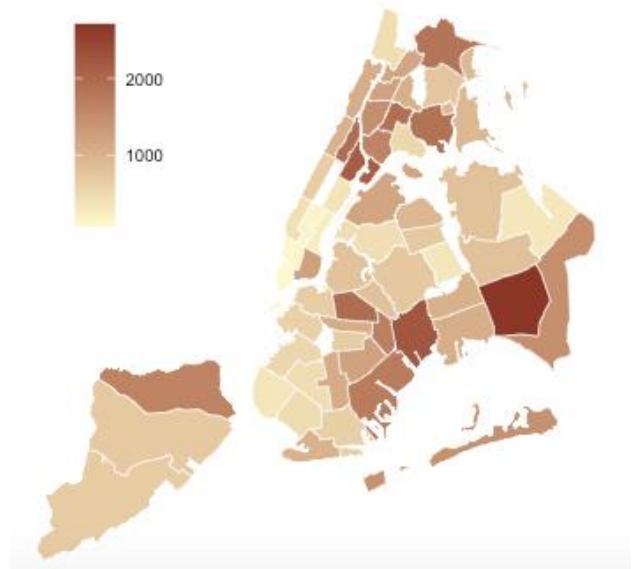
³ This category (Parks, airports, etc.) includes public parks, waterways, major governmental installations, and similar land uses which are not located within bounding community districts, indicated by the NYC Department of City Planning as Joint Interest Areas.

9	671	1755	39	102	1	2
10	333	1068	14	47	1	6
11	454	1498	21	67	1	4
12	441	1232	12	44	2	6
13	998	2507	21	67	5	12
14	1076	2498	34	102	3	12
15	629	1797	35	95	3	11
16	1685	4793	55	177	1	6
17	1224	3406	72	201	4	16
18	1721	4106	53	132	4	16
Parks, airports, etc. ³	3	12	0	0	0	0
CB unknown	0	1	0	0	0	0
Total	17868	48232	669	2043	43	155
Manhattan						
1	71	522	2	17	0	4
2	119	485	4	15	0	3
3	1231	3034	34	107	1	9
4	397	1533	10	60	1	4
5	131	870	2	29	0	4
6	227	845	8	41	1	4
7	637	1895	14	69	0	1
8	335	1011	9	31	1	3
9	1000	2403	28	74	3	4
10	1933	4924	59	193	1	7
11	2153	5289	58	156	3	7
12	1061	2922	31	117	3	8
Parks, airports, etc. ³	2	21	0	2	0	1
CB unknown	0	1	0	0	0	0
Total	9297	25755	259	911	14	59
Queens						
1	1168	3151	37	113	2	13
2	429	1527	17	67	0	5
3	925	2713	43	151	5	13
4	692	2182	29	131	6	21
5	708	2425	47	149	1	6
6	319	915	7	20	0	1
7	804	2308	30	104	1	14
8	798	2182	21	65	0	5
9	1022	2726	34	98	3	8
10	1054	2799	45	134	0	2
11	311	782	16	40	0	1
12	2711	6709	124	372	9	22
13	1466	3467	58	170	6	14
14	1441	4027	58	184	3	6
Parks, airports,	6	25	0	0	0	0

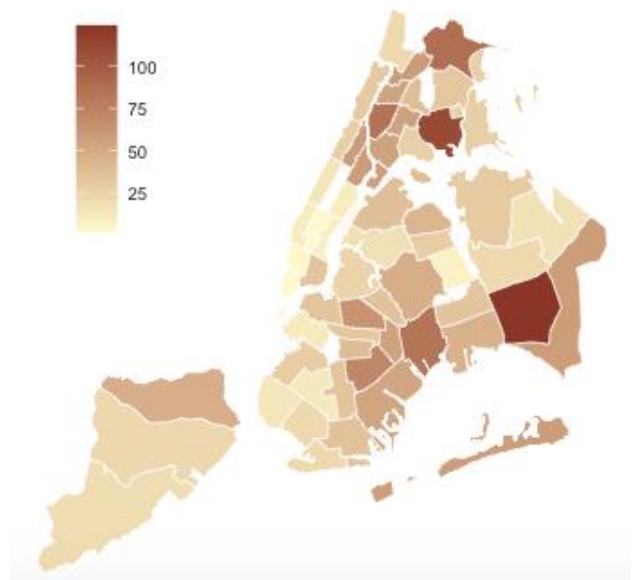
etc. ³						
CB unknown	3	6	0	0	0	0
Total	13857	37944	566	1798	36	131
Staten Island						
1	1630	4856	47	144	4	9
2	688	1982	22	62	1	1
3	663	1795	19	44	1	3
Parks, airports, etc. ³	1	7	0	0	0	0
CB unknown	0	0	0	0	0	0
Total	2982	8640	88	250	6	13
CITYWIDE						
Total	58732	164513	2236	7266	145	489

Maps

Map of 2020 Family-Related
Domestic Incident Reports
(DIRs) by Community Board
District



Map of 2020 Family-Related
Felony Assaults by Community
Board District



Map of 2020 Family-Related
Rapes by Community Board
District

