

# 2021 FAMILY-RELATED VIOLENCE SNAPSHOTS

## NEW YORK CITY COMMUNITY BOARD DISTRICTS



**Mayor's Office to  
End Domestic and  
Gender-Based Violence**



## TABLE OF CONTENTS

	<b>Page</b>
<b>Introduction</b>	<b>2</b>
<b>Manhattan Community District Snapshots</b>	<b>3</b>
<b>Bronx Community District Snapshots</b>	<b>16</b>
<b>Brooklyn Community District Snapshots</b>	<b>29</b>
<b>Queens Community District Snapshots</b>	<b>48</b>
<b>Staten Island Community District Snapshots</b>	<b>63</b>
<b>Appendix</b>	<b>67</b>

## 2021 Family-Related Violence Snapshots: New York City Community Board Districts

### Introduction

This is the eighth annual *Family-Related Violence Snapshots: New York City Community Board Districts*, which provides snapshots of family-related violence<sup>1</sup> incident and offense statistics for each community board district in the city.

These snapshots provide an overview of the occurrence of family-related violence throughout the city and the services available for victims of gender-based violence through the Mayor's Office to End Domestic and Gender-Based Violence (ENDGBV).

This report is published alongside a partner report, *Intimate Partner Violence Snapshots: New York City Community Board Districts*, which covers intimate partner violence in the city. Together, family violence and intimate partner violence offenses comprise the total domestic violence offenses in New York City.

The domestic violence incident and offense data were obtained from the New York City Police Department (NYPD). Please note, intimate partner complaint and domestic incident report data are preliminary and subject to further revision by the NYPD. The snapshots include:

- 1) **Domestic Incident Reports:** The number and percentage of domestic violence incidents in each community board that were between non-intimate partner family members. Please note, for some domestic incident reports, the relationship categorization was missing; so, these reports are excluded from the number and percentage of family-related reports. The bar graph presents a comparison with the community boards in the borough with the highest and lowest frequencies of family-related domestic incident reports.
- 2) **Felony Assault Offenses:** The number and percentage of felony assault offenses in each community board that were between non-intimate partner family members. The bar graph presents a comparison with the community boards in the borough with the highest and lowest frequencies of family-related felony assault.
- 3) **Rape Offenses:** The number and percentage of rape offenses in each community board that were between non-intimate partner family members. The bar graph presents a comparison with the community boards in the borough with the highest and lowest frequencies of family-related rape.

For additional information please contact Edward Hill, Deputy Commissioner for Research and Evaluation, at the Office to End Domestic and Gender-Based Violence (ENDGBV) at (212)341-9097.

---

<sup>1</sup> NYC ENDGBV analyzed NYPD data on domestic violence. Incidents were separated into intimate partner violence (IPV) and family-related based on the following suspect-victim relationship categories:

IPV— boyfriend, common law husband, common law wife, divorced, ex-boyfriend, ex-girlfriend, fiancé/fiancée, former intimate partner, formerly married, girlfriend, husband, intimate partner/dating, married, parents boyfriend/girlfriend, same sex partner, wife

Family-related — aunt, brother, child of victim, daughter, father, grandchild, grandfather, grandmother, guardian, in-law, mother, nephew, niece, other relative, parent of victim, relative, sister, son, step-father/mother, uncle

**1** In 2021, there were **12,109 family-related domestic incident reports (DIRs)** in Manhattan. These comprised **40%\*** of the borough's domestic incident reports.

\*This percentage excludes reports with missing relationship field.

**2** In 2021, there were **504 family-related felony assaults** in Manhattan. These comprised **35%** of the borough's domestic violence felony assaults.

**3** In 2021, there were **17 family-related rapes** in Manhattan. These comprised **20%** of the borough's domestic violence rapes.

## **4** **HELP IS AVAILABLE**

In the case of an emergency, call 911.

For information and non-emergency services, call 311 or the NYC Domestic Violence Hotline at 1-800-621-HOPE (4673).

Find resources and support in NYC at [nyc.gov/nychope](http://nyc.gov/nychope).

For walk-in services, visit one of the NYC Family Justice Centers.

### **NYC Family Justice Center, Manhattan**

**Address:** 80 Centre Street, NY 10013 Phone: (212)602-2800

**Subway:** Take the **4 5 6** to Brooklyn Bridge –City Hall, the **J Z** to Chambers Street, the **N R** to City Hall, to the **1 2 3** to Chambers Street, or the **A C** to Chambers Street.

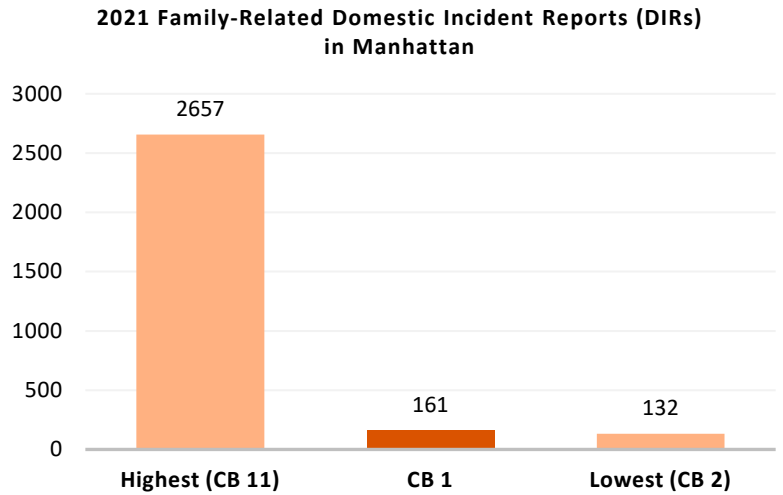
**Bus:** The M5, M9, M22 and M103 buses all stop near the Center.

*Services are free and confidential. All are welcome regardless of gender identity or expression, sexual orientation, language, or immigration status.*

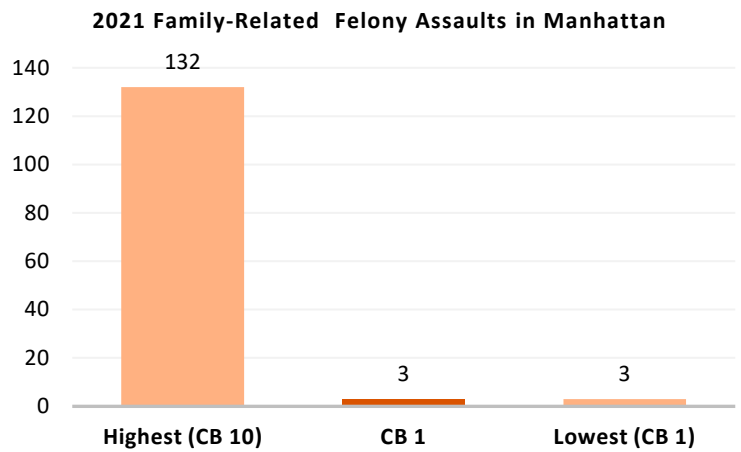
## COMMUNITY BOARD 1: Financial District

**1** In 2021, there were **161 family-related domestic incident reports** in Manhattan Community Board 1, comprising **26%\*** of the neighborhood's domestic incident reports.

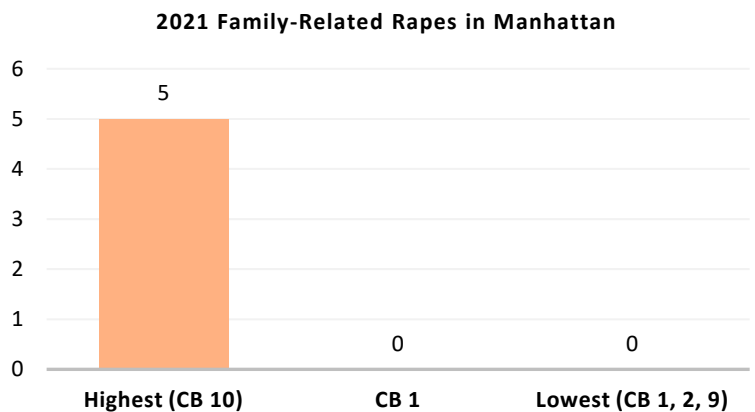
\*This percentage excludes reports with missing relationship field.



**2** In 2021, there were **3 family-related felony assaults**, comprising **17%** of the neighborhood's domestic violence felony assaults.



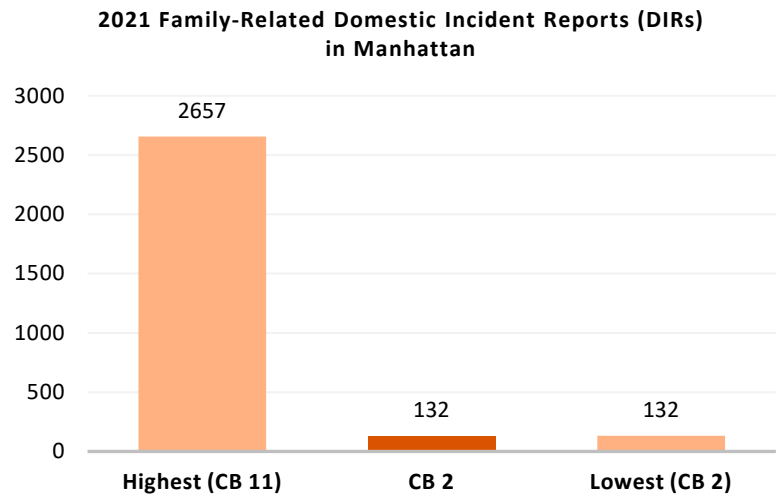
**3** In 2021, there was **0 family-related rapes**, comprising **0%** of the neighborhood's domestic violence rapes.



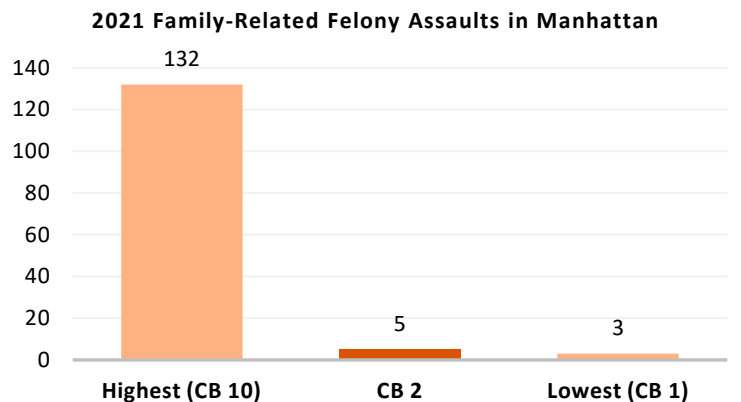
## COMMUNITY BOARD 2: Greenwich Village and SoHo

**1** In 2021, there were **132 family-related domestic incident reports** in Manhattan Community Board 2, comprising **27%\*** of the neighborhood's domestic incident reports.

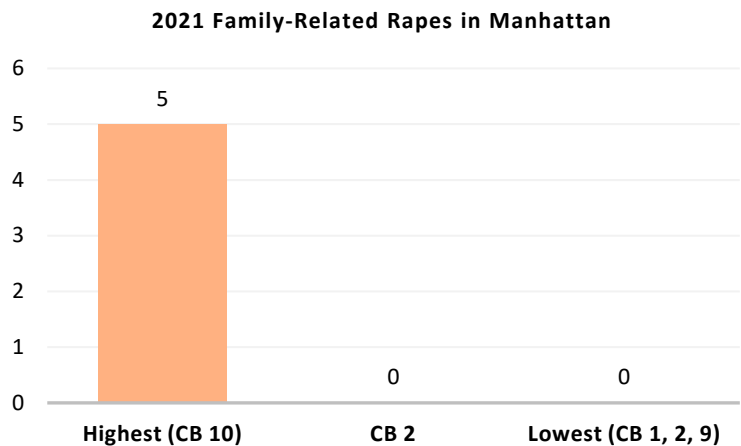
\*This percentage excludes reports with missing relationship field.



**2** In 2021, there were **5 family-related felony assaults**, comprising **24%** of the neighborhood's domestic violence felony assaults.



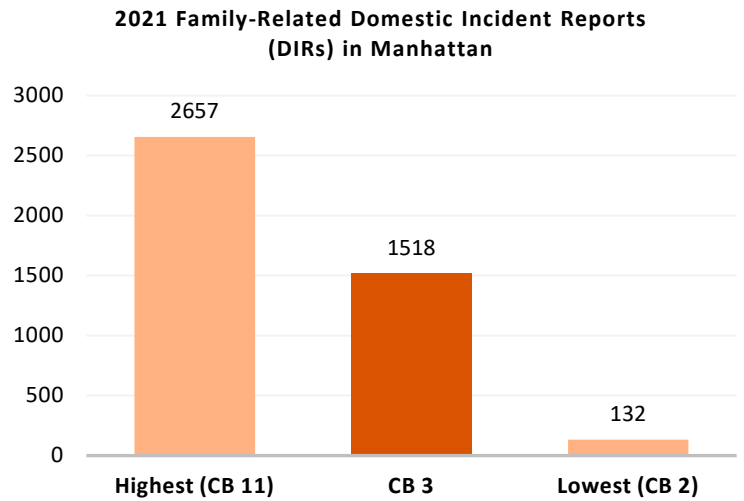
**3** In 2021, there were **0 family-related rapes**, comprising **0%** of the neighborhood's domestic violence rapes.



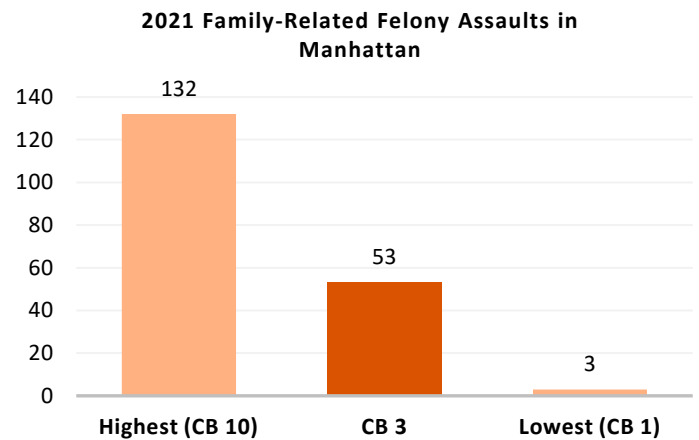
## COMMUNITY BOARD 3: Lower East Side and Chinatown

**1** In 2020, there were **1,518 family-related domestic incident reports** in Manhattan Community Board 3, comprising **46%\*** of the neighborhood's domestic incident reports.

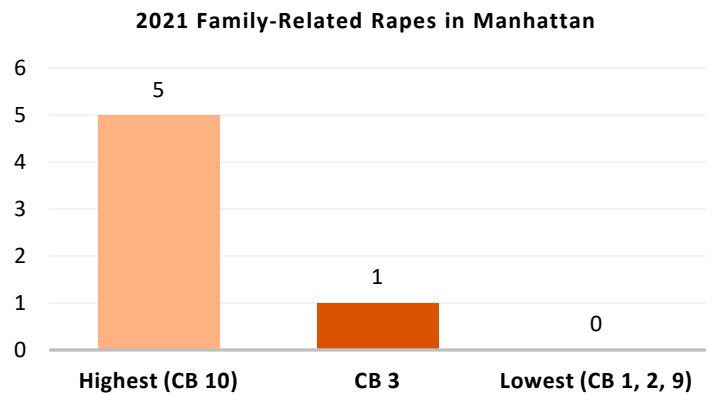
\*This percentage excludes reports with missing relationship field.



**2** In 2021, there were **53 family-related felony assaults**, comprising **34%** of the neighborhood's domestic violence felony assaults.



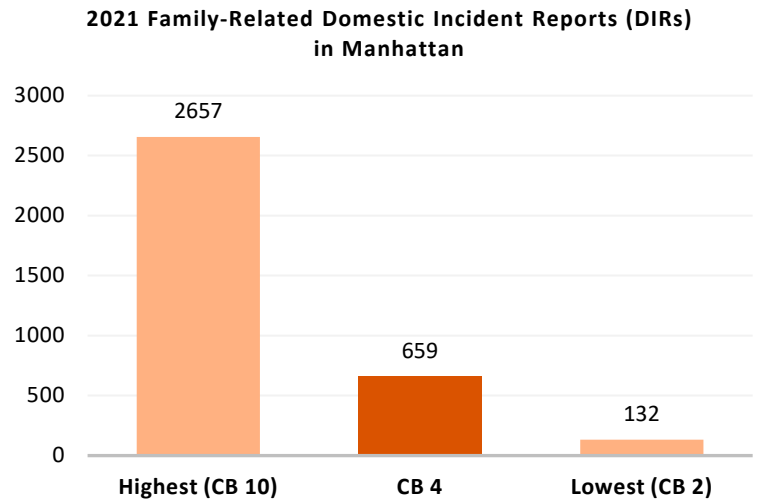
**3** In 2021, there was **1 family-related rape**, comprising **17%** of the neighborhood's domestic violence rapes.



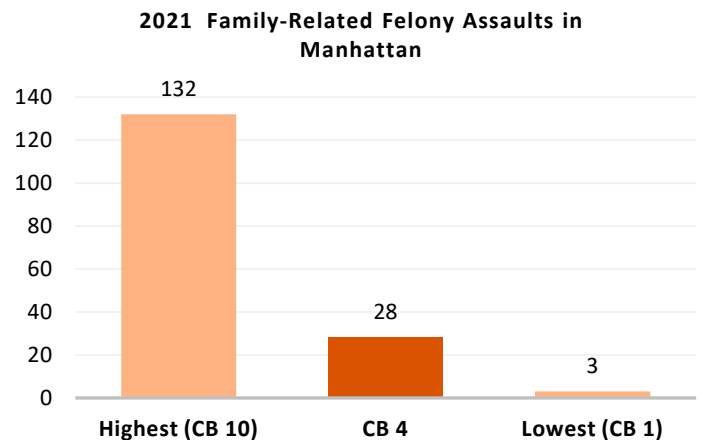
## COMMUNITY BOARD 4: Clinton and Chelsea

**1** In 2021, there were **659 family-related domestic incident reports** in Manhattan Community Board 4, comprising **37%\*** of the neighborhood's domestic incident reports.

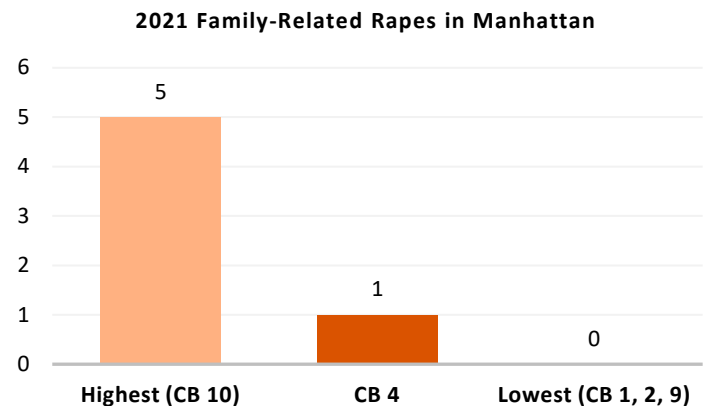
\*This percentage excludes reports with missing relationship field.



**2** In 2021, there were **28 family-related felony assaults**, comprising **28%** of the neighborhood's domestic violence felony assaults.



**3** In 2021, there was **1 family-related rape**, comprising **13%** of the neighborhood's domestic violence rapes.

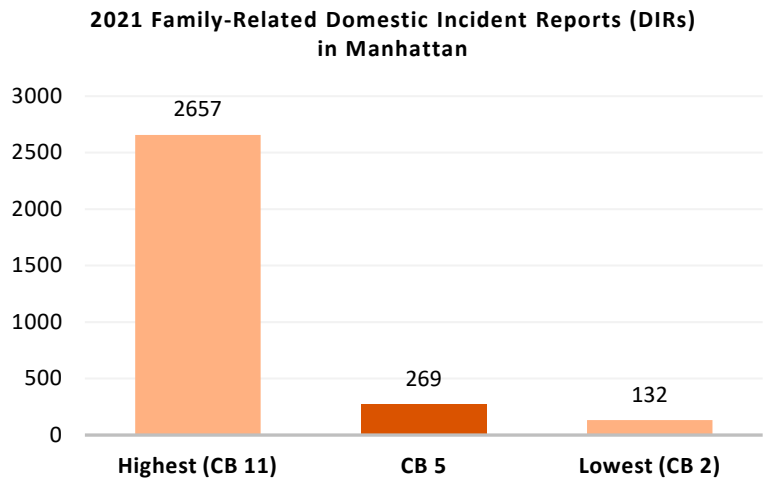




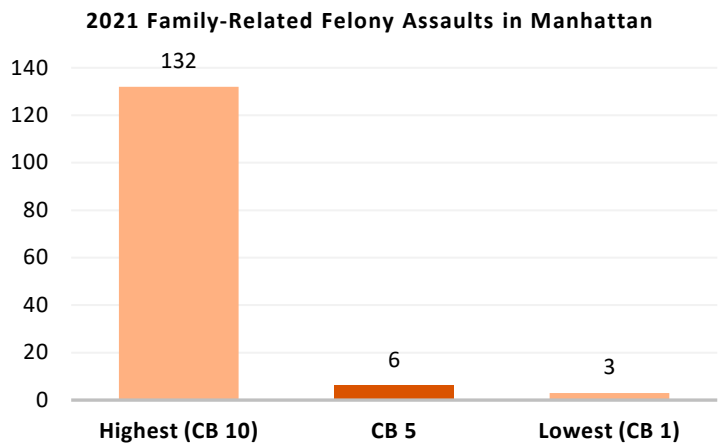
## COMMUNITY BOARD 5: Midtown

**1** In 2021, there were **269 family-related domestic incident reports** in Manhattan Community Board 5, comprising **27%\*** of the neighborhood's domestic incident reports.

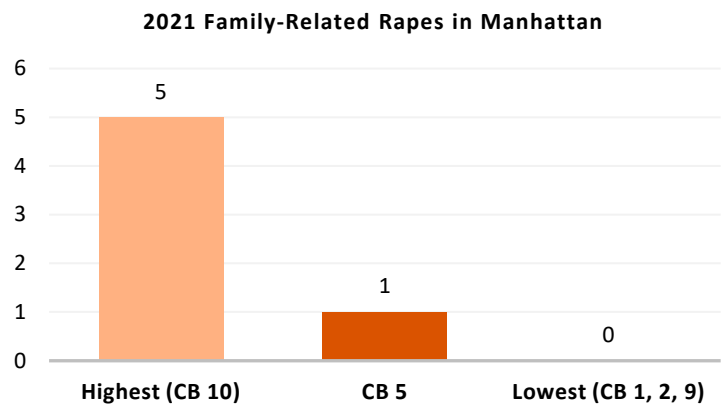
\*This percentage excludes reports with missing relationship field.



**2** In 2021, there were **6 family-related felony assaults**, comprising **12%** of the neighborhood's domestic violence felony assaults.



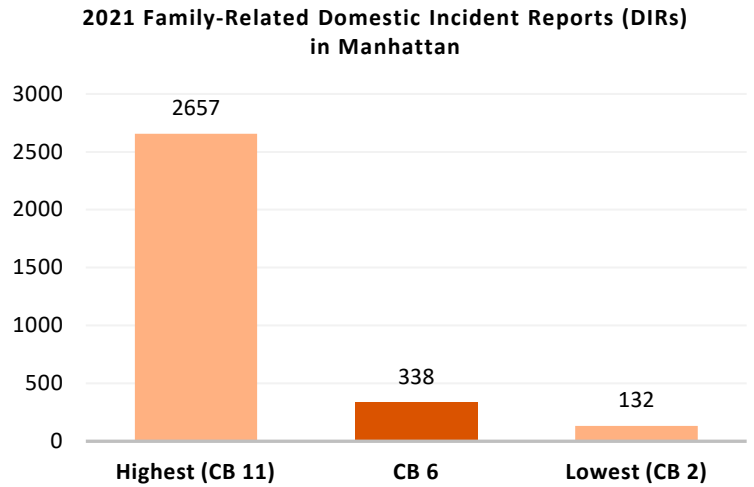
**3** In 2021, there was **1 family-related rape**, comprising **14%** of the neighborhood's domestic violence rapes.



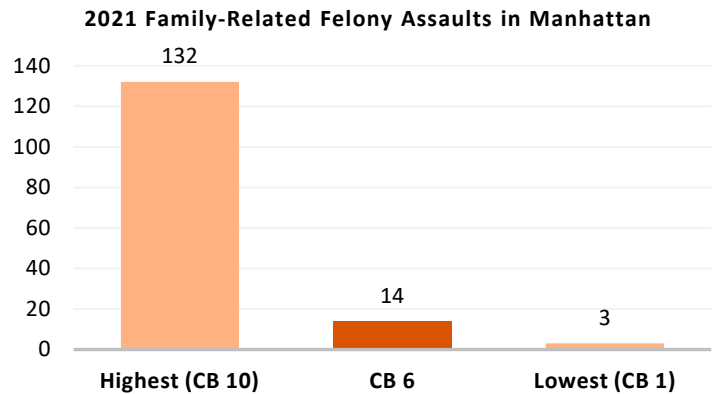
## COMMUNITY BOARD 6: Stuyvesant Town and Turtle Bay

**1** In 2021, there were **338 family-related domestic incident reports** in Manhattan Community Board 6, comprising **35%\*** of the neighborhood's domestic incident reports.

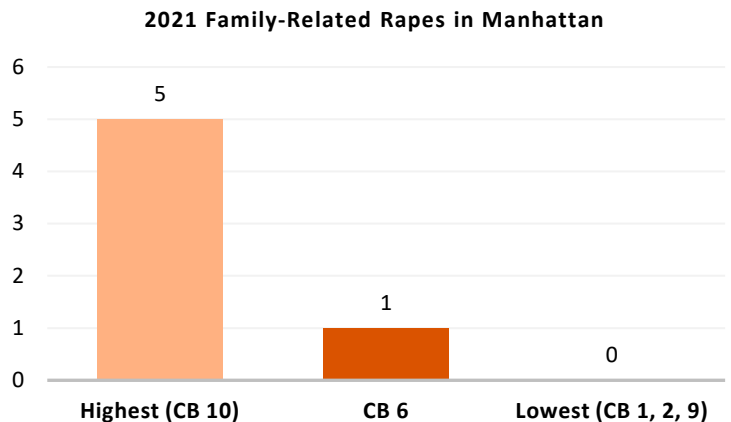
\*This percentage excludes reports with missing relationship field.



**2** In 2021, there were **14 family-related felony assaults**, comprising **22%** of the neighborhood's domestic violence felony assaults.



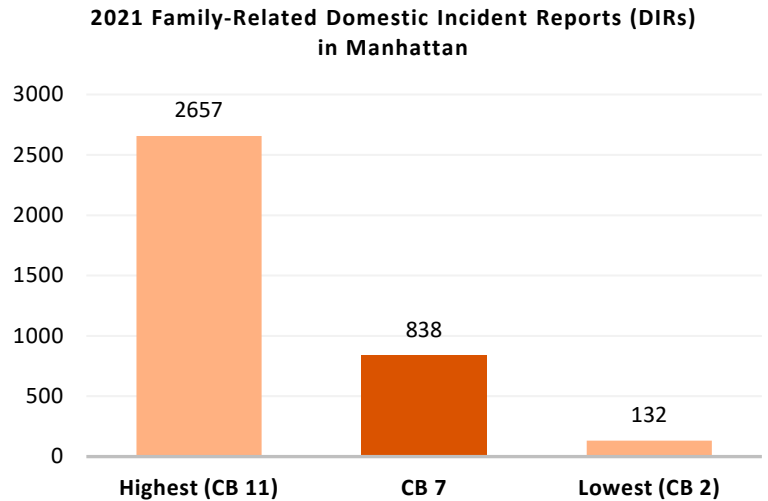
**3** In 2021, there was **1 family-related rape**, comprising **33%** of the neighborhood's domestic violence rapes.



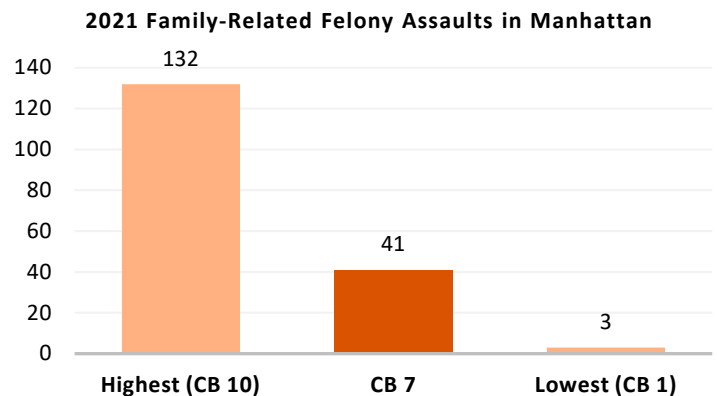
## COMMUNITY BOARD 7: Upper West Side

**1** In 2021, there were **838 family-related domestic incident reports** in Manhattan Community Board 7, comprising **40%\*** of the neighborhood's domestic incident reports.

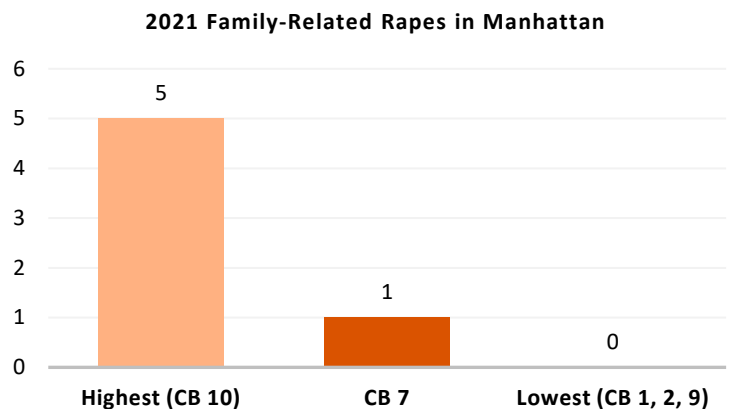
\*This percentage excludes reports with missing relationship field.



**2** In 2021, there were **41 family-related felony assaults**, comprising **42%** of the neighborhood's domestic violence felony assaults.



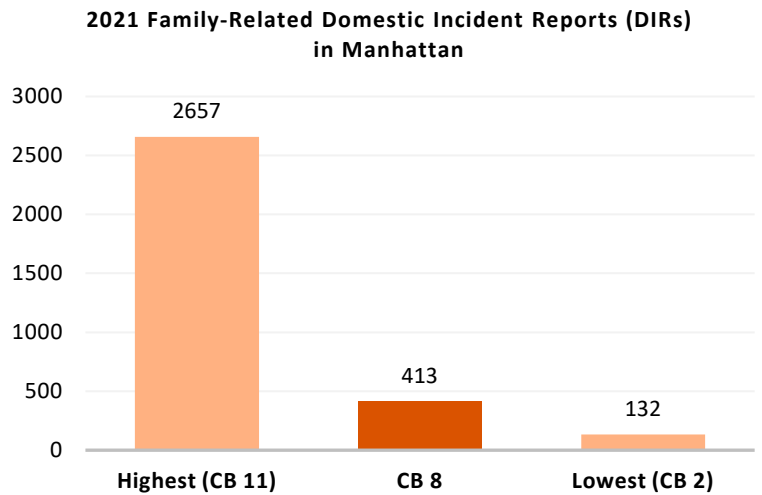
**3** In 2021, there was **1 family-related rape** comprising **8%** of the neighborhood's domestic violence rapes.



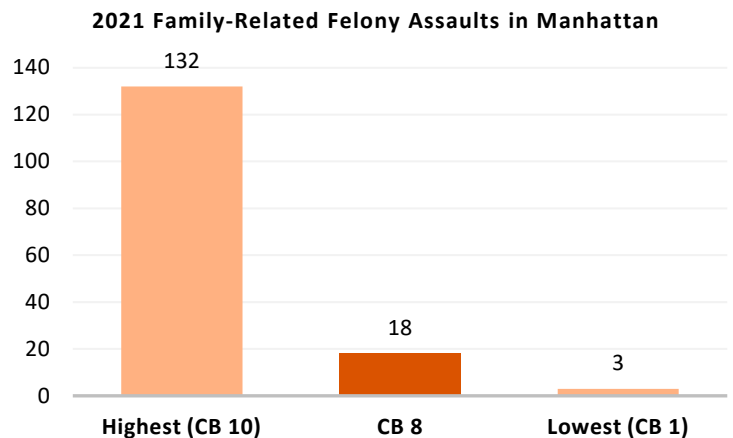
## COMMUNITY BOARD 8: Upper East Side

**1** In 2021, there were **413 family-related domestic incident reports** in Manhattan Community Board 8, comprising **38%\*** of the neighborhood's domestic incident reports.

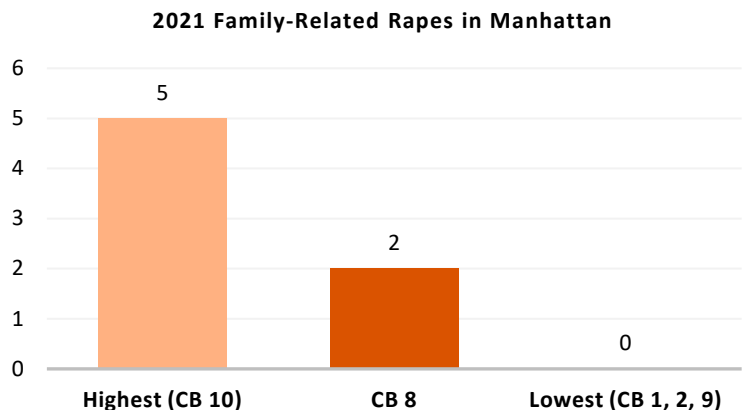
\*This percentage excludes reports with missing relationship field.



**2** In 2021, there were **18 family-related felony assaults**, comprising **37%** of the neighborhood's domestic violence felony assaults.



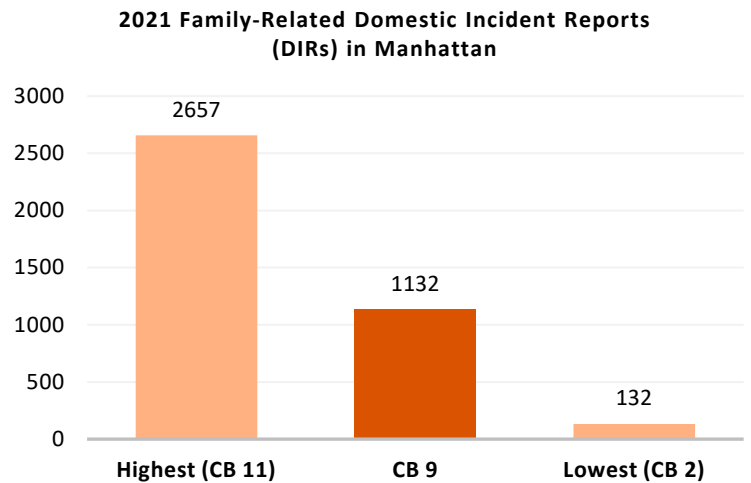
**3** In 2021, there were **2 family-related rapes**, comprising **29%** of the neighborhood's domestic violence rapes.



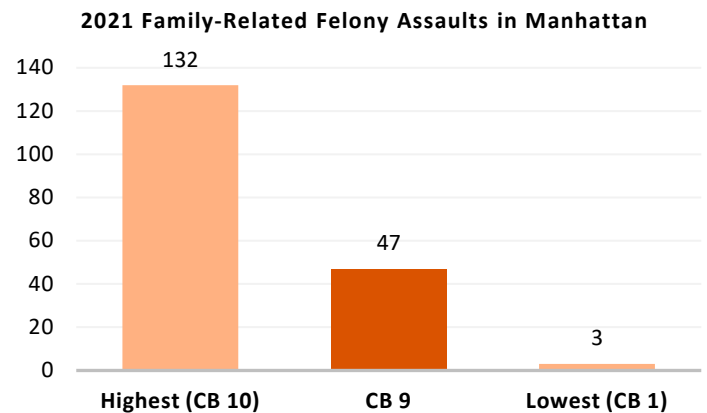
## COMMUNITY BOARD 9: Morningside Heights and Hamilton Heights

**1** In 2021, there were **1,132 family-related domestic incident reports** in Manhattan Community Board 9, comprising **45%\*** of the neighborhood's domestic incident reports.

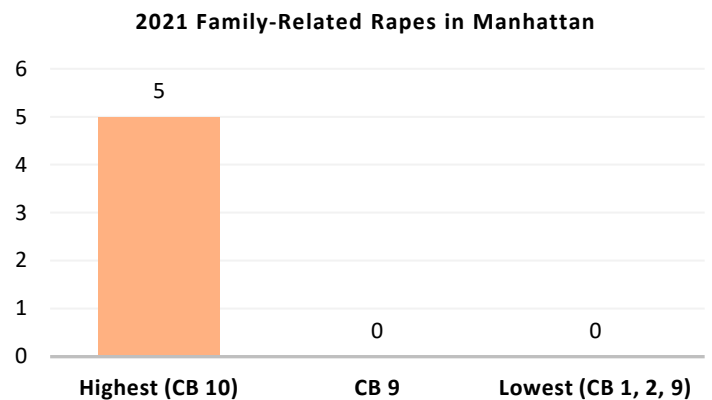
\*This percentage excludes reports with missing relationship field.



**2** In 2021, there were **47 family-related felony assaults**, comprising **36%** of the neighborhood's domestic violence felony assaults.



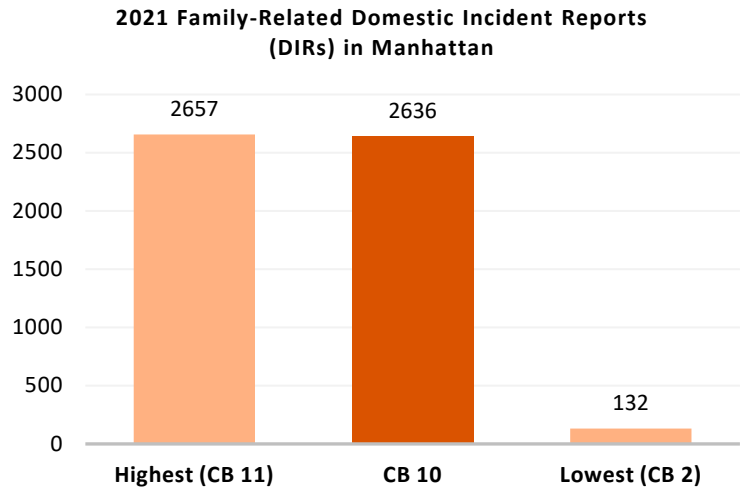
**3** In 2021, there were **0 family-related rapes**, comprising **0%** of the neighborhood's domestic violence rapes.



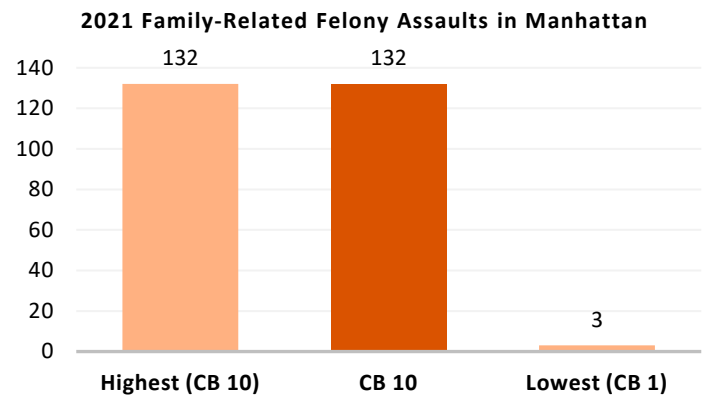
## COMMUNITY BOARD 10: Central Harlem

**1** In 2021, there were **2,636 family-related domestic incident reports** in Manhattan Community Board 10, comprising **47%\*** of the neighborhood's domestic incident reports.

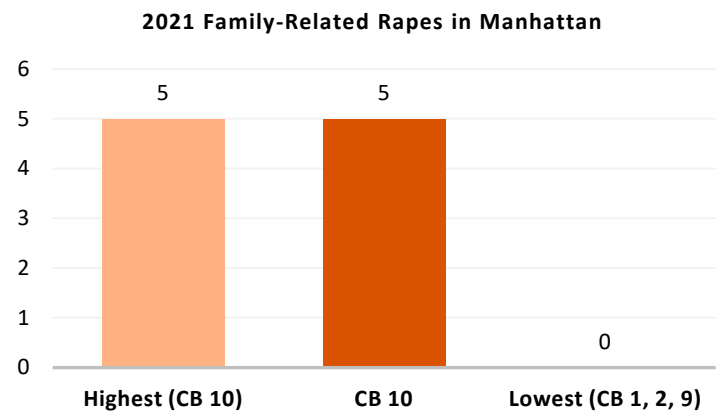
\*This percentage excludes reports with missing relationship field.



**2** In 2021, there were **132 family-related felony assaults**, comprising **46%** of the neighborhood's domestic violence felony assaults.



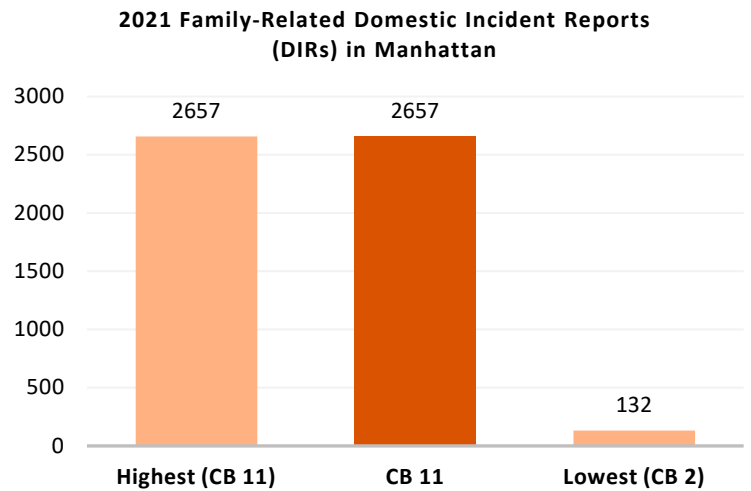
**3** In 2021, there were **5 family-related rapes**, comprising **33%** of the neighborhood's domestic violence rapes.



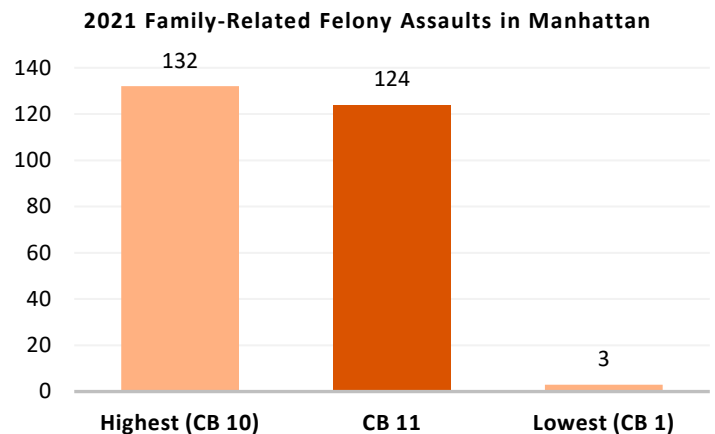
## COMMUNITY BOARD 11: East Harlem

**1** In 2021, there were **2,657 family-related domestic incident reports** in Manhattan Community Board 11, comprising **46%\*** of the neighborhood's domestic incident reports.

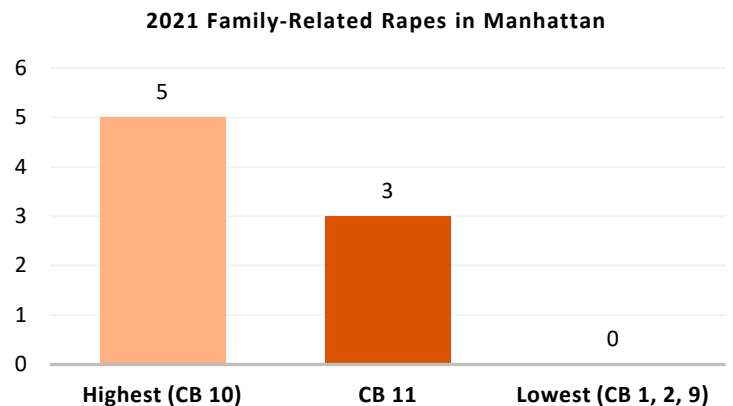
\*This percentage excludes reports with missing relationship field.



**2** In 2021, there were **124 family-related felony assaults**, comprising **43%** of the neighborhood's domestic violence felony assaults.



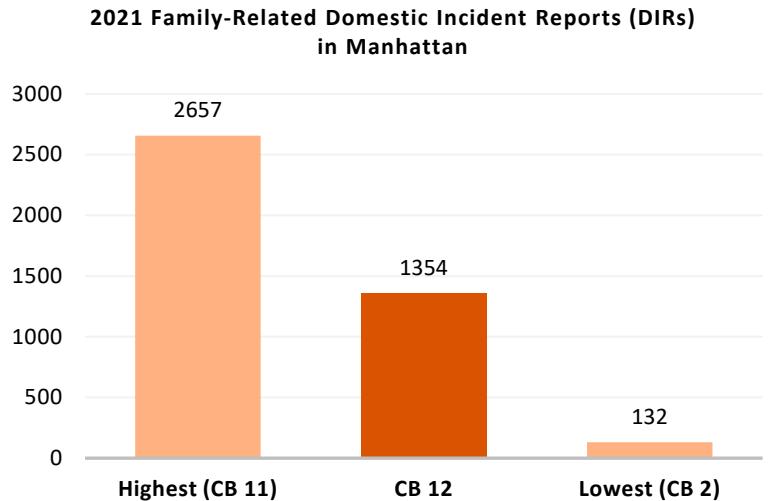
**3** In 2021, there were **3 family-related rapes**, comprising **25%** of the neighborhood's domestic violence rapes.



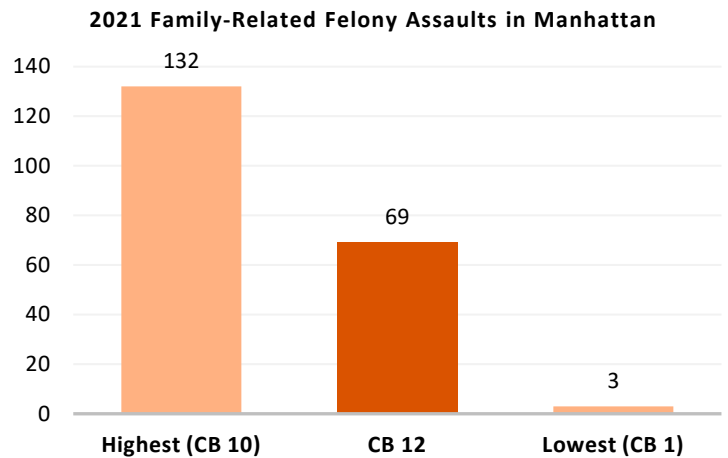
## COMMUNITY BOARD 12: Washington Heights and Inwood

**1** In 2021, there were **1,354 family-related domestic incident reports** in Manhattan Community Board 12, comprising **42%\*** of the neighborhood's domestic incident reports.

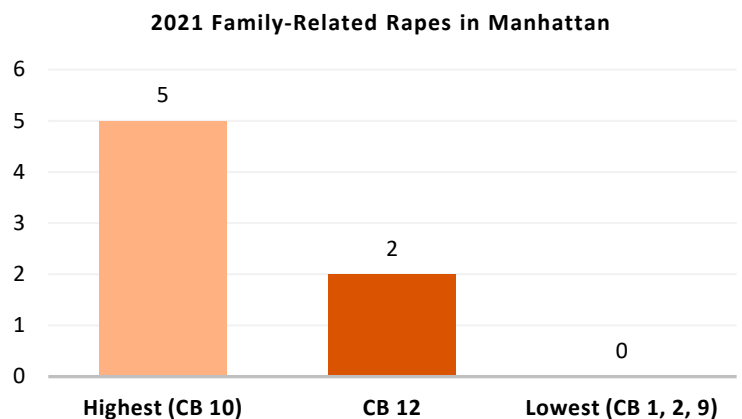
\*This percentage excludes reports with missing relationship field.



**2** In 2021, there were **69 family-related felony assaults**, comprising **36%** of the neighborhood's domestic violence felony assaults.



**3** In 2021, there were **2 family-related rapes**, comprising **50%** of the neighborhood's domestic violence rapes.





**1** In 2021, there were **20,688 family-related domestic incident reports (DIRs)** in the Bronx. These comprised **40%\*** of the borough's domestic incident reports.

\*This percentage excludes reports with missing relationship field.

**2** In 2021, there were **925 family-related felony assaults** in the Bronx. These comprised **34%** of the borough's domestic violence felony assaults.

**3** In 2021, there were **82 family-related rapes** in the Bronx. These comprised **51%** of the borough's domestic violence rapes.

## **4** **HELP IS AVAILABLE**

In the case of an emergency, call 911.




For information and non-emergency services, call 311 or the NYC Domestic Violence Hotline at 1-800-621-HOPE (4673).

Find resources and support in NYC at [nyc.gov/nychope](http://nyc.gov/nychope).

For walk-in services, visit one of the NYC Family Justice Centers.

### **NYC Family Justice Center, Bronx**

**Address:** 198 East 161<sup>st</sup> Street, Bronx, NY 10451 Phone: (718)508-1222

**Subway:** Take the  or   to 161<sup>st</sup> St. Yankee Stadium. Exit near the intersection of E. 161<sup>st</sup> St. and River Ave. Walk east on 161<sup>st</sup> St. towards Grand Concourse. The Center is at the corner of E. 161<sup>st</sup> St. and Sheridan Ave.

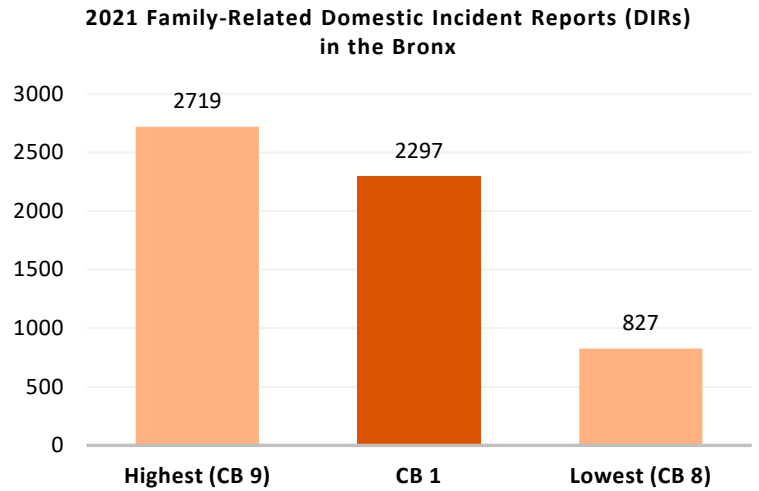
**Bus:** The BX1, BX2, BX6, and BX 13 all stop near the Center.

*Services are free and confidential. All are welcome regardless of gender identity or expression, sexual orientation, language, or immigration status.*

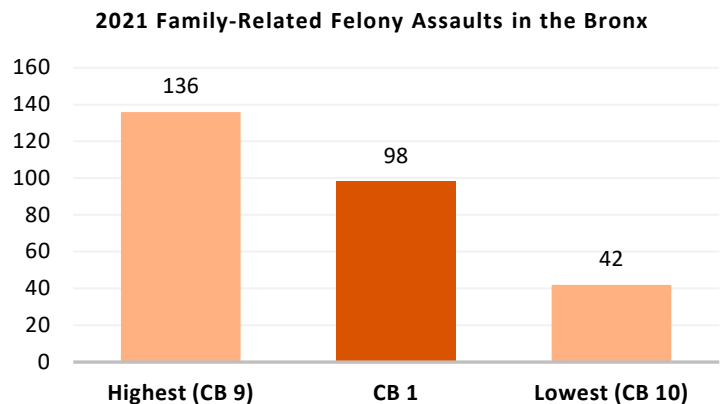
## COMMUNITY BOARD 1: Mott Haven and Melrose

**1** In 2021, there were **2,297 family-related domestic incident reports** in Bronx Community Board 1, comprising **42%\*** of the neighborhood's domestic incident reports.

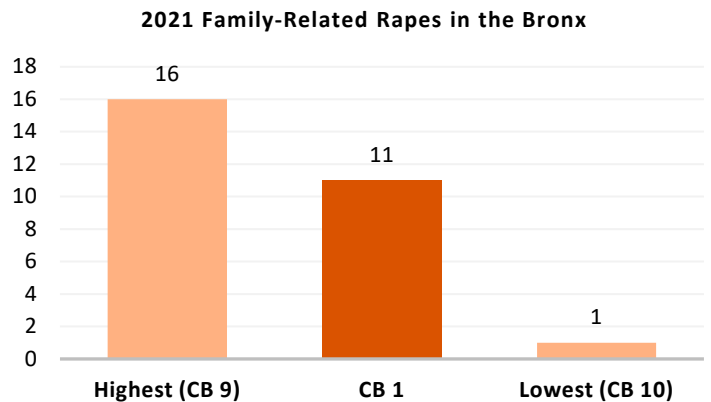
\*This percentage excludes reports with missing relationship field.



**2** In 2021, there were **98 family-related felony assaults**, comprising **38%** of the neighborhood's domestic violence felony assaults.



**3** In 2021, there were **11 family-related rapes**, comprising **79%** of the neighborhood's domestic violence rapes.

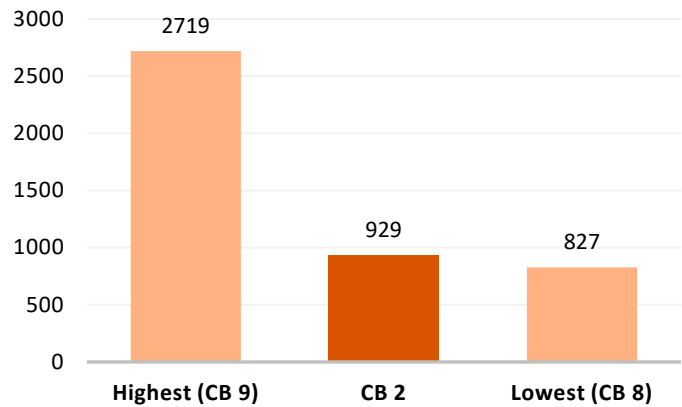


## COMMUNITY BOARD 2: Hunts Point and Longwood

**1** In 2021, there were **929 family-related domestic incident reports** in Bronx Community Board 2, comprising **41%\*** of the neighborhood's domestic incident reports.

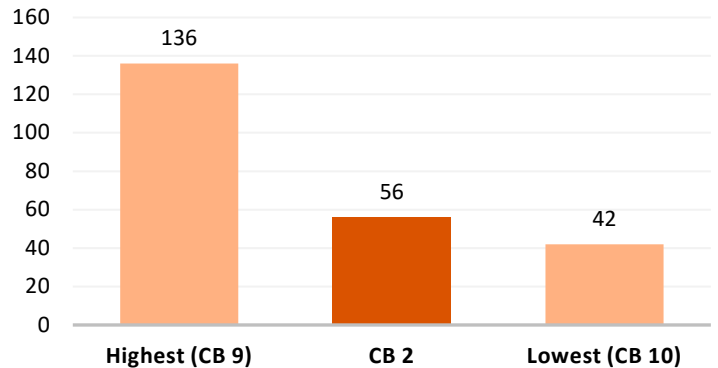
\*This percentage excludes reports with missing relationship field.

2021 Family-Related Domestic Incident Reports (DIRs) in the Bronx



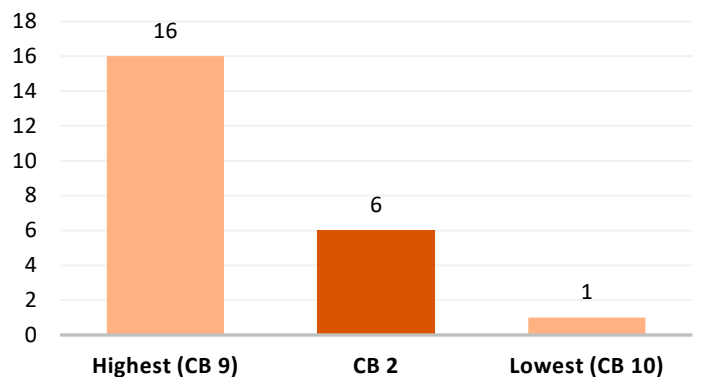
**2** In 2021, there were **56 family-related felony assaults**, comprising **46%** of the neighborhood's domestic violence felony assaults.

2021 Family-Related Felony Assaults in the Bronx



**3** In 2021, there were **6 family-related rapes**, comprising **67%** of the neighborhood's domestic violence rapes.

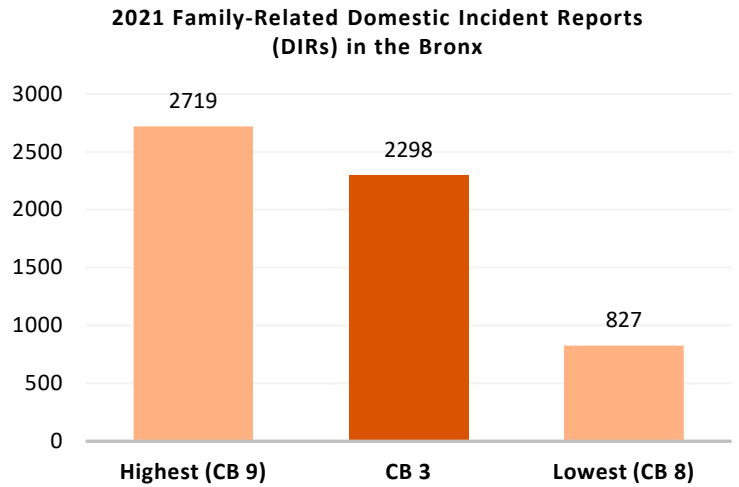
2021 Family-Related Rapes in the Bronx



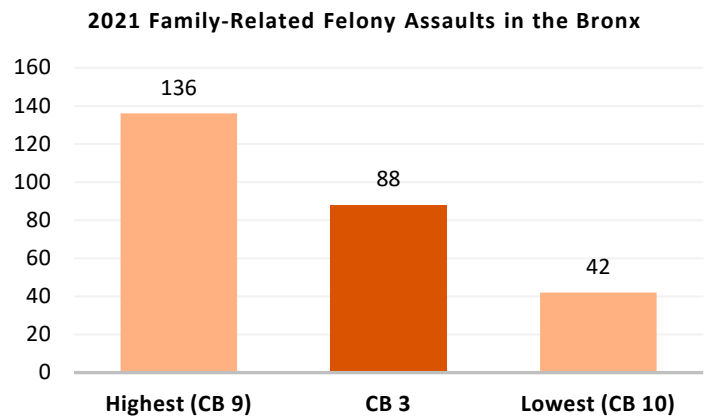
## COMMUNITY BOARD 3: Morrisania and Crotona

**1** In 2021, there were **2,298 family-related domestic incident reports** in Bronx Community Board 3, comprising **46%\*** of the neighborhood's domestic incident reports.

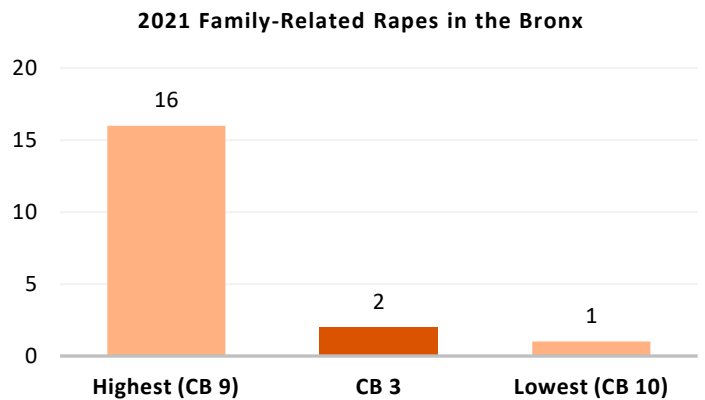
\*This percentage excludes reports with missing relationship field.



**2** In 2021, there were **88 family-related felony assaults**, comprising **34%** of the neighborhood's domestic violence felony assaults.



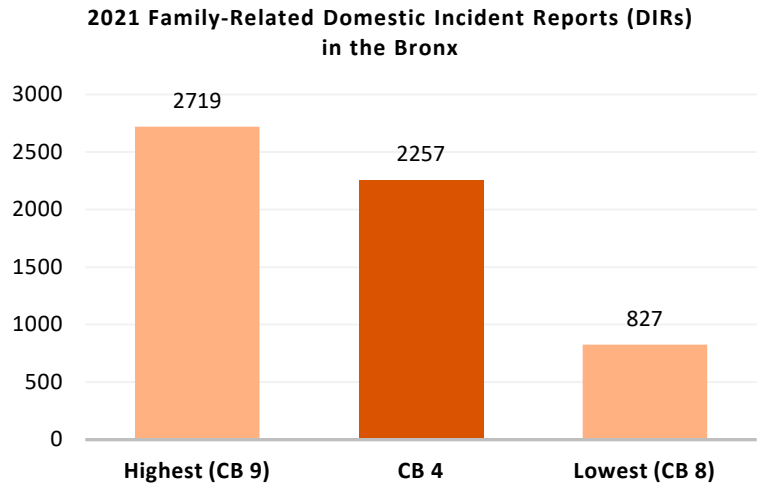
**3** In 2021, there were **2 family-related rapes**, comprising **22%** of the neighborhood's domestic violence rapes.



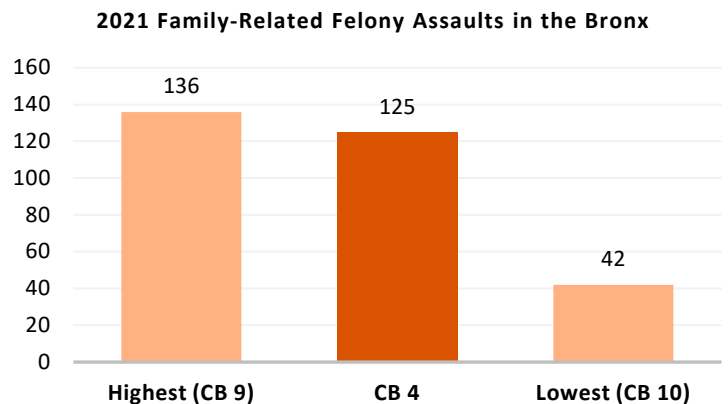
## COMMUNITY BOARD 4: Highbridge and Concourse

**1** In 2021, there were **2,257 family-related domestic incident reports** in Bronx Community Board 4, comprising **45%\*** of the neighborhood's domestic incident reports.

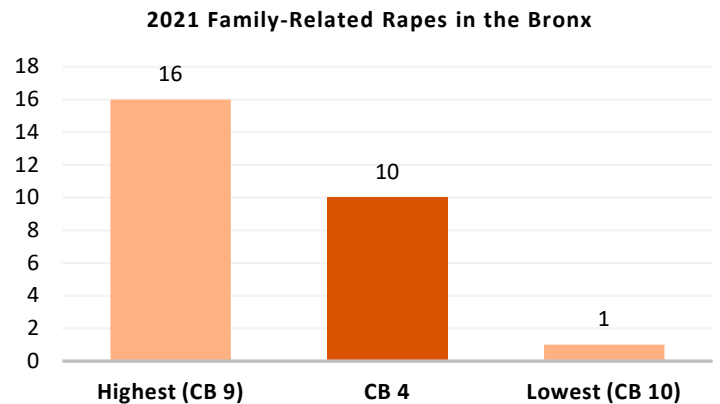
\*This percentage excludes reports with missing relationship field.



**2** In 2021, there were **125 family-related felony assaults**, comprising **33%** of the neighborhood's domestic violence felony assaults.



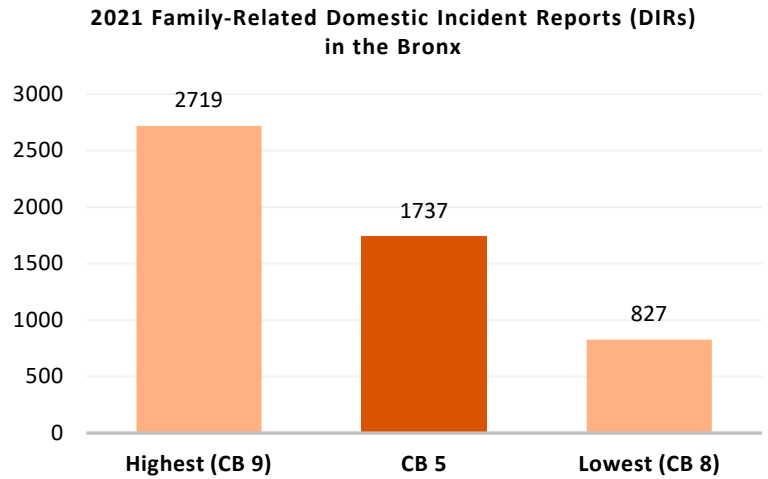
**3** In 2021, there were **10 family-related rapes**, comprising **50%** of the neighborhood's domestic violence rapes.



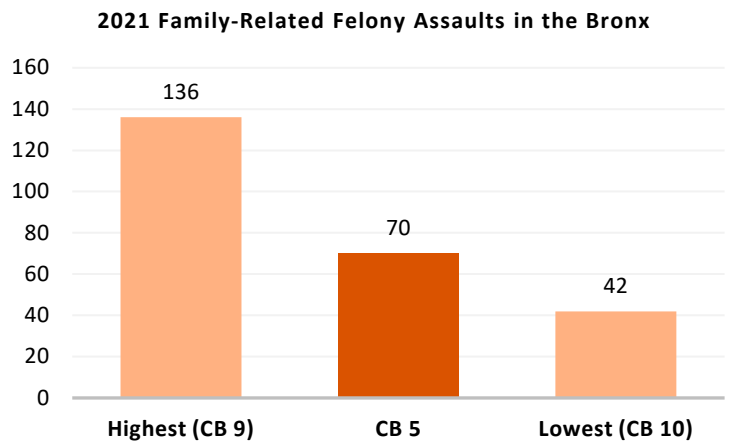
## COMMUNITY BOARD 5: Fordham and University Heights

**1** In 2021, there were **1,738 family-related domestic incident reports** in Bronx Community Board 5, comprising **32%\*** of the neighborhood's domestic incident reports.

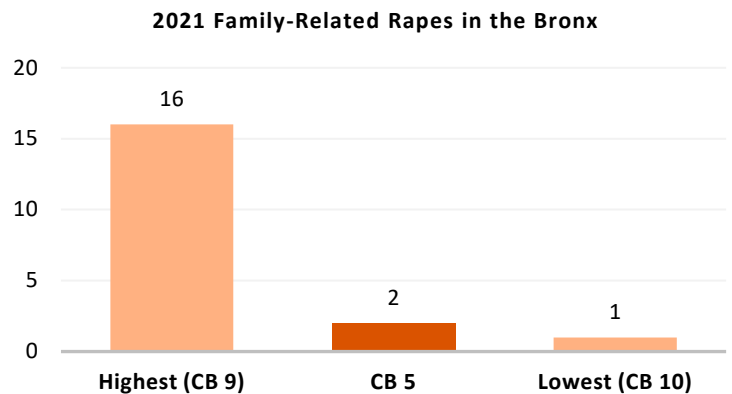
\*This percentage excludes reports with missing relationship field.



**2** In 2021, there were **70 family-related felony assaults**, comprising **31%** of the neighborhood's domestic violence felony assaults.



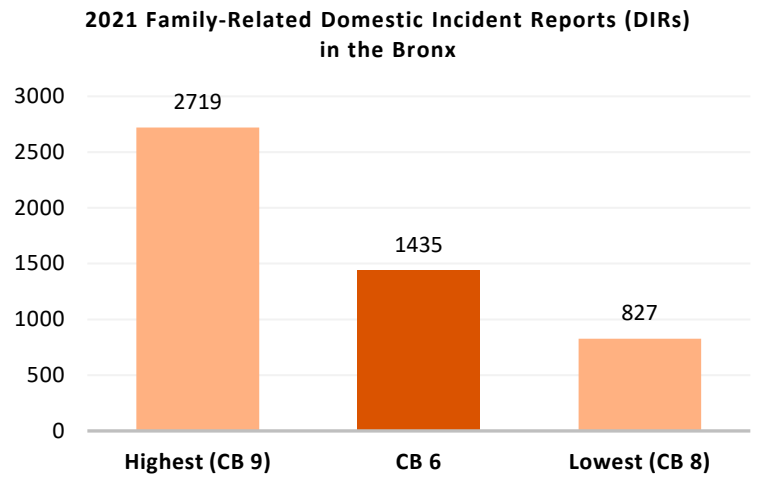
**3** In 2021, there were **2 family-related rapes**, comprising **22%** of the neighborhood's domestic violence rapes.



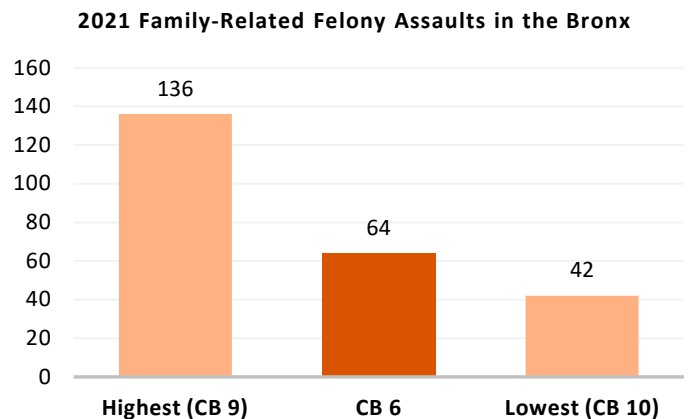
## COMMUNITY BOARD 6: Belmont and East Tremont

**1** In 2021, there were **1,435 family-related domestic incident reports** in Bronx Community Board 6, comprising **37%\*** of the neighborhood's domestic incident reports.

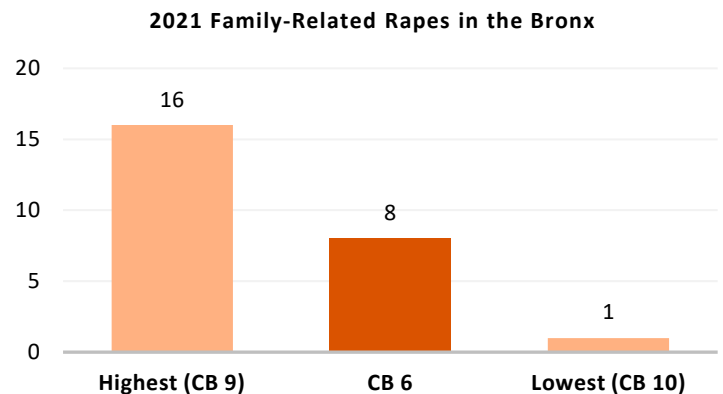
\*This percentage excludes reports with missing relationship field.



**2** In 2021, there were **64 family-related felony assaults**, comprising **32%** of the neighborhood's domestic violence felony assaults.



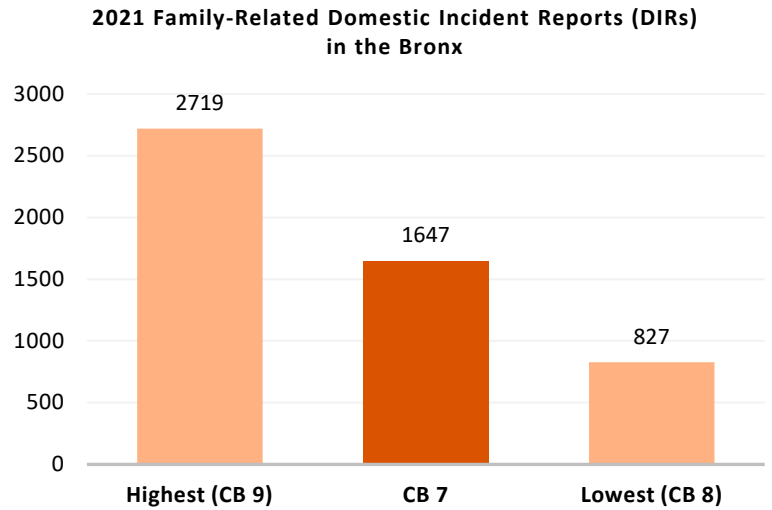
**3** In 2021, there were **8 family-related rapes**, comprising **47%** of the neighborhood's domestic violence rapes.



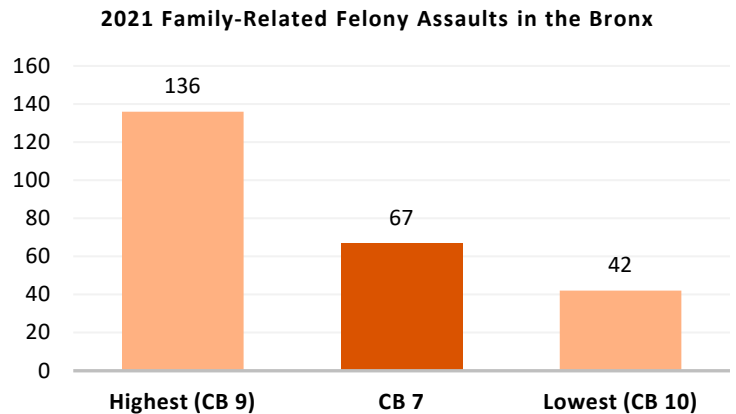
## COMMUNITY BOARD 7: Kingsbridge Heights and Bedford

**1** In 2021, there were **1,647 family-related domestic incident reports** in Bronx Community Board 7, comprising **37%\*** of the neighborhood's domestic incident reports.

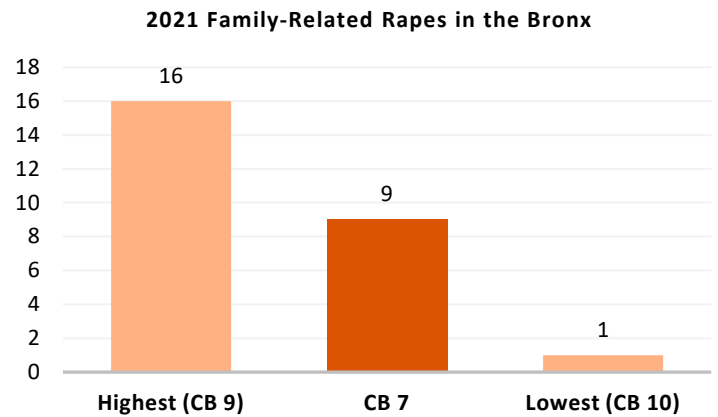
\*This percentage excludes reports with missing relationship field.



**2** In 2021, there were **67 family-related felony assaults**, comprising 29% of the neighborhood's domestic violence felony assaults.



**3** In 2021, there were **9 family-related rape**, comprising **60%** of the neighborhood's domestic violence rapes.



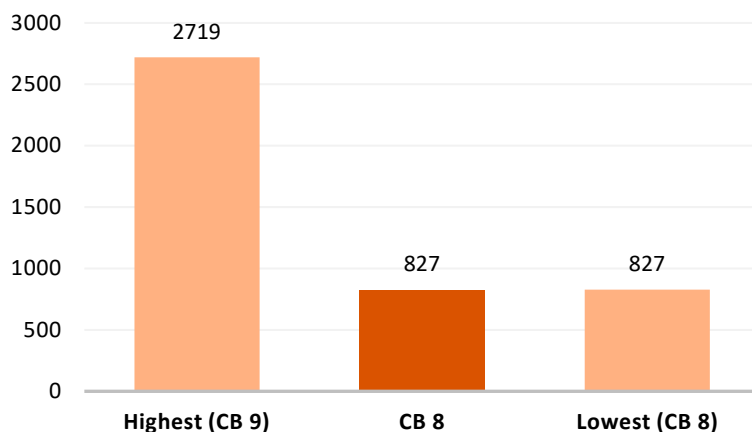


## COMMUNITY BOARD 8: Riverdale and Fieldston

**1** In 2021, there were **827 family-related domestic incident reports** in Bronx Community Board 8, comprising **44%\*** of the neighborhood's domestic incident reports.

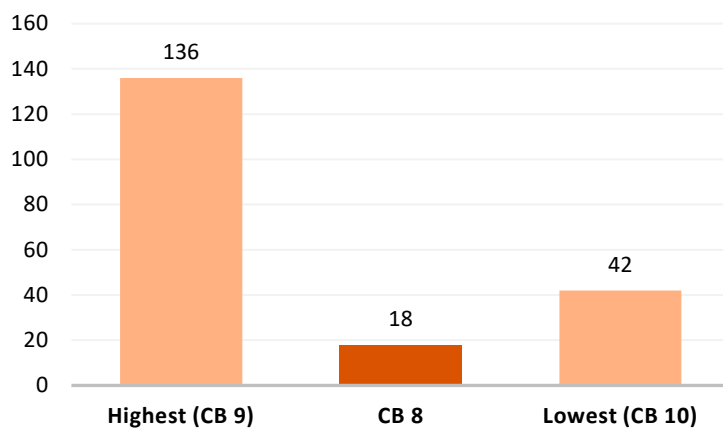
\*This percentage excludes reports with missing relationship field.

2021 Family-Related Domestic Incident Reports (DIRs) in the Bronx



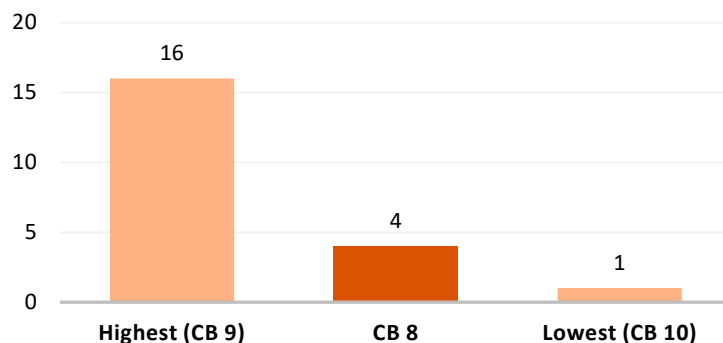
**2** In 2021, there were **18 family-related felony assaults**, comprising **31%** of the neighborhood's domestic violence felony assaults.

2021 Family-Related Felony Assaults in the Bronx



**3** In 2021, there were **4 family-related rape**, comprising **50%** of the neighborhood's domestic violence rapes.

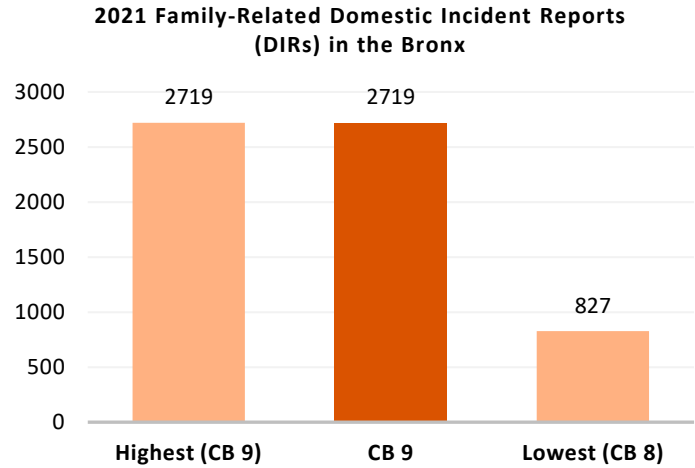
2021 Family-Related Rapes in the Bronx



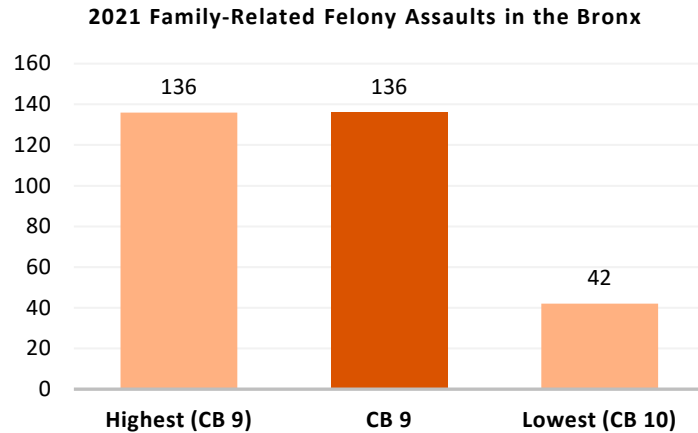
## COMMUNITY BOARD 9: Parkchester and Soundview

**1** In 2021, there were **2,719 family-related domestic incident reports** in Bronx Community Board 9, comprising **43%\*** of the neighborhood's domestic incident reports.

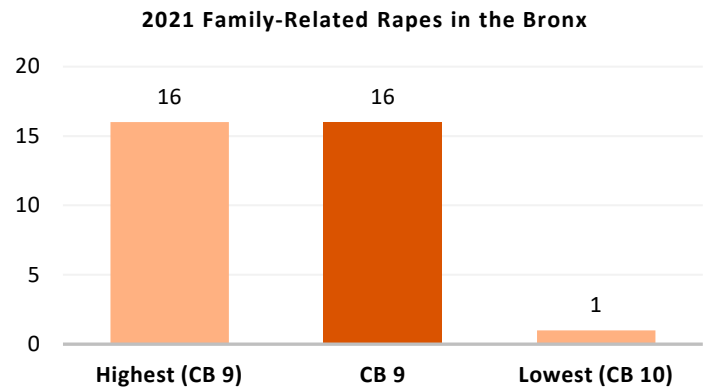
\*This percentage excludes reports with missing relationship field.



**2** In 2021, there were **136 family-related felony assaults**, comprising **38%** of the neighborhood's domestic violence felony assaults.



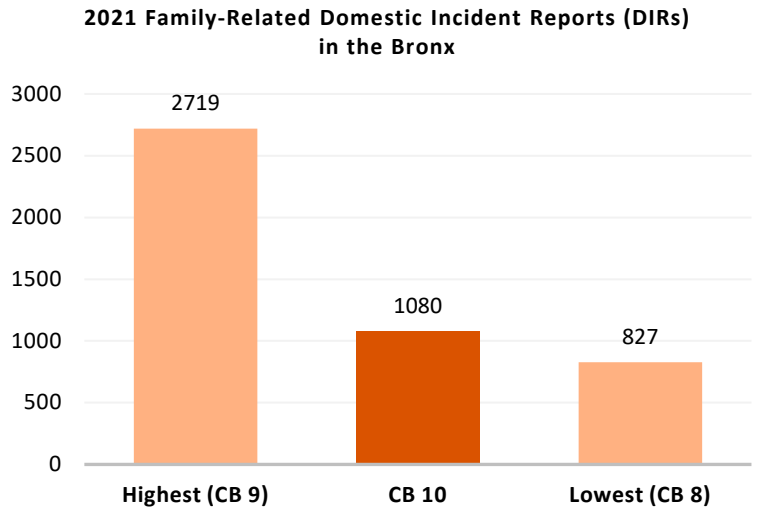
**3** In 2021, there were **16 family-related rapes**, comprising **64%** of the neighborhood's domestic violence rapes.



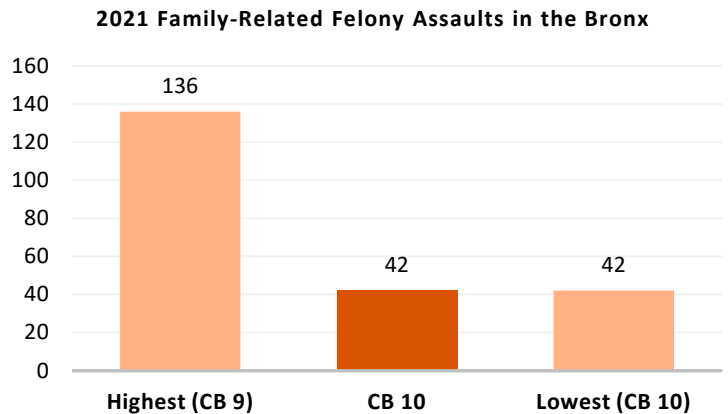
## COMMUNITY BOARD 10: Throgs Neck and Co-op City

**1** In 2021, there were **1,080 family-related domestic incident reports** in Bronx Community Board 10, comprising **43%\*** of the neighborhood's domestic incident reports.

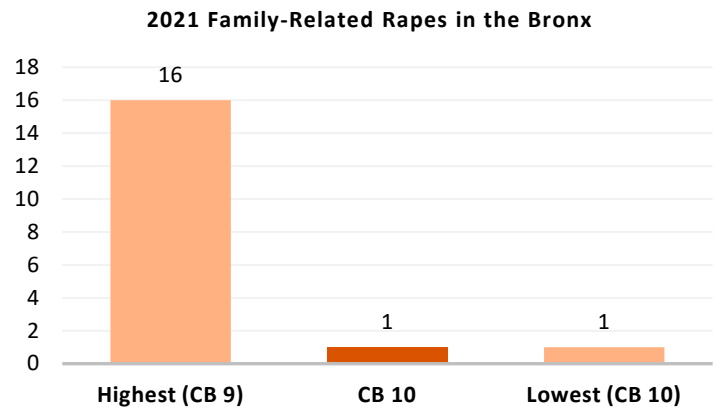
\*This percentage excludes reports with missing relationship field.



**2** In 2020, there were **42 family-related felony assaults**, comprising **32%** of the neighborhood's domestic violence felony assaults.



**3** In 2021, there was **1 family-related rape**, comprising **14%** of the neighborhood's domestic violence rapes.

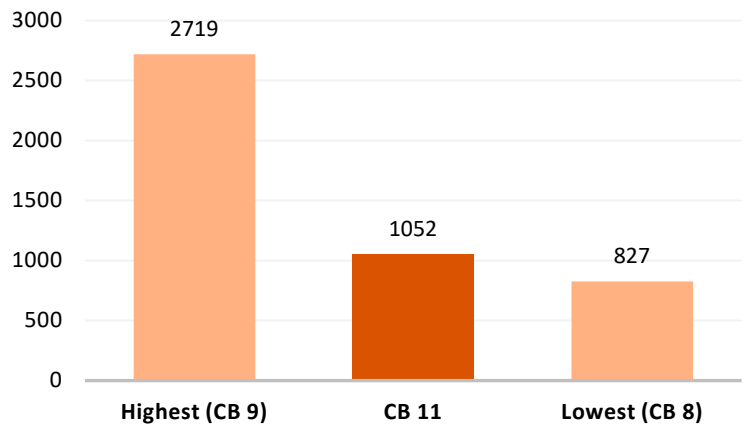


## COMMUNITY BOARD 11: Morris Park and Bronxdale

**1** In 2021, there were **1,052 family-related domestic incident reports** in Bronx Community Board 11, comprising **31%\*** of the neighborhood's domestic incident reports.

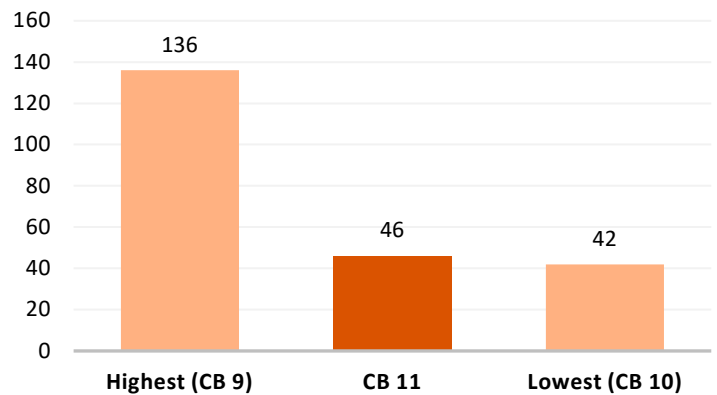
\*This percentage excludes reports with missing relationship field.

2021 Family-Related Domestic Incident Reports (DIRs) in the Bronx



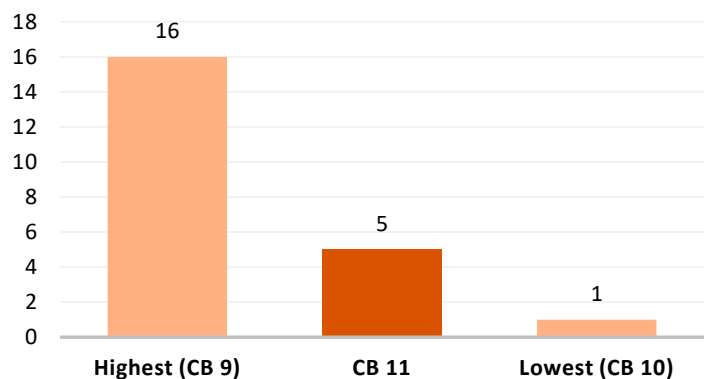
**2** In 2021, there were **46 family-related felony assaults**, comprising **37%** of the neighborhood's domestic violence felony assaults.

2021 Family-Related Felony Assaults in the Bronx



**3** In 2021, there were **5 family-related rapes**, comprising **56%** of the neighborhood's domestic violence rapes.

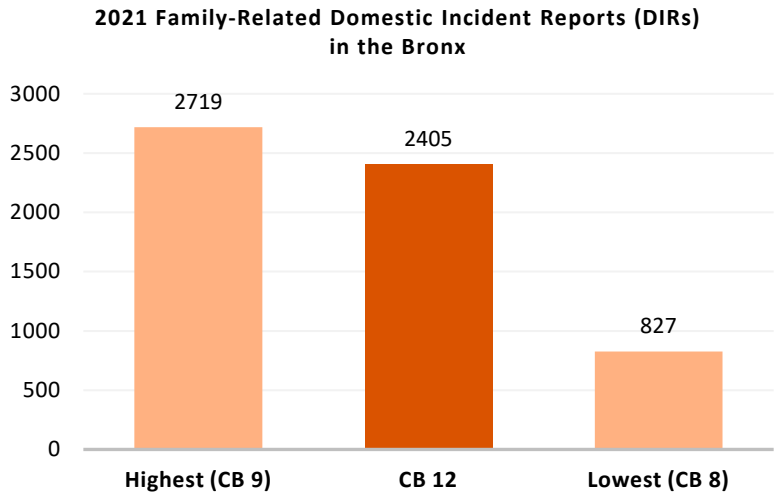
2021 Family-Related Rapes in the Bronx



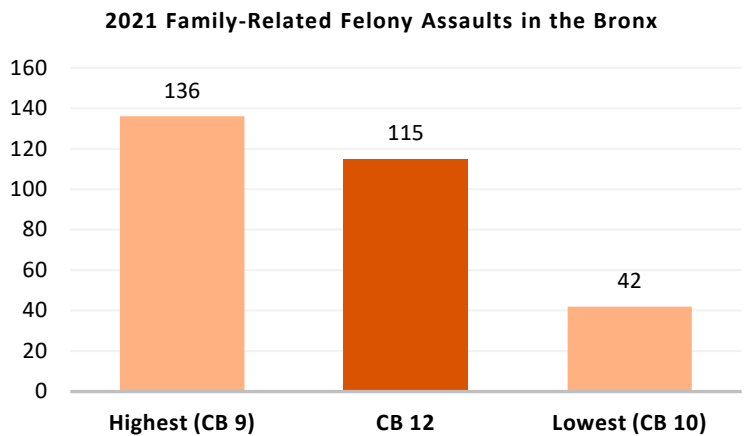
## COMMUNITY BOARD 12: Williamsbridge and Baychester

**1** In 2021, there were **2,405 family-related domestic incident reports** in Bronx Community Board 12, comprising **39%\*** of the neighborhood's domestic incident reports.

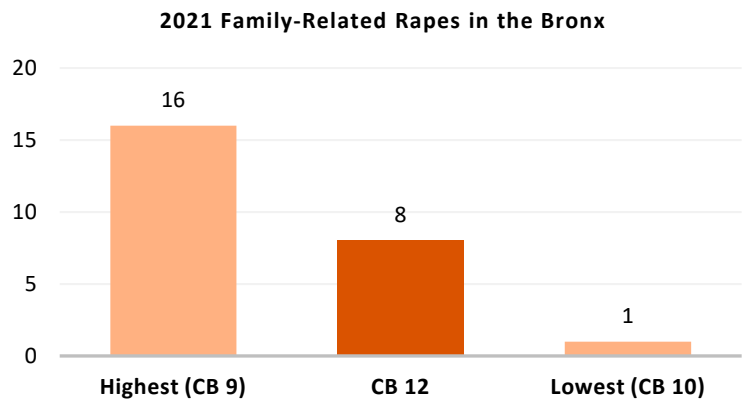
\*This percentage excludes reports with missing relationship field.



**2** In 2021, there were **115 family-related felony assaults**, comprising **34%** of the neighborhood's domestic violence felony assaults.



**3** In 2021, there were **8 family-related rapes**, comprising **42%** of the neighborhood's domestic violence rapes.



**1** In 2021, there **23,542 family-related domestic incident reports (DIRs)** in Brooklyn. These comprised **42%\*** of the borough's domestic incident reports.

\*This percentage excludes reports with missing relationship field.

**2** In 2021, there were **1,054 family-related felony assaults** in Brooklyn. These comprised **38%** of the borough's domestic violence felony assaults.

**3** In 2021, there were **64 family-related rapes** in Brooklyn. These comprised **31%** of the borough's domestic violence rapes.

## **4** **HELP IS AVAILABLE**

In the case of an emergency, call 911.









For information and non-emergency services, call 311 or the NYC Domestic Violence Hotline at 1-800-621-HOPE (4673).

Find resources and support in NYC at [nyc.gov/nychope](http://nyc.gov/nychope).

For walk-in services, visit one of the NYC Family Justice Centers.

### **NYC Family Justice Center, Brooklyn**

**Address:** 350 Jay Street, Brooklyn, NY 11021 **Phone:** (718)250-5111

**Subway:** Take  ,  or  train to Jay Street or the   or   train to Borough Hall.

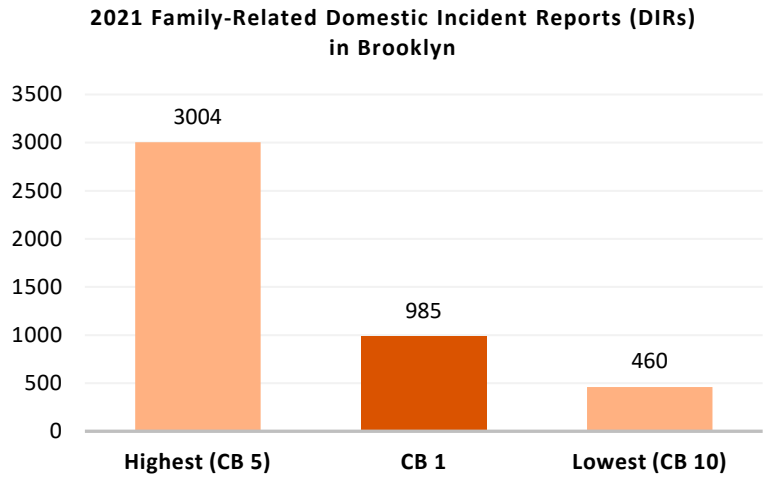
**Bus:** The B25, B26, B38, B51, B54, B57, B61 B65, B67 and B75 all stop near the Center.

*Services are free and confidential. All are welcome regardless of gender identity or expression, sexual orientation, language, or immigration status.*

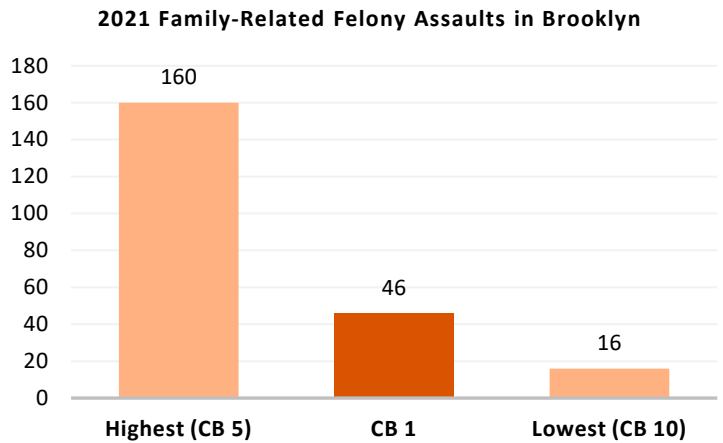
# COMMUNITY BOARD 1: Greenpoint and Williamsburg

**1** In 2021, there were **985 family-related domestic incident reports** in Brooklyn Community Board 1, comprising **35%\*** of the neighborhood's domestic incident reports.

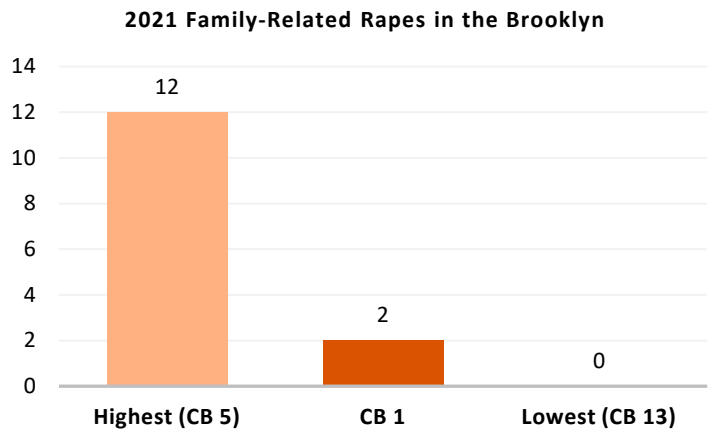
\*This percentage excludes reports with missing relationship field.



**2** In 2021, there were **46 family-related felony assaults**, comprising **39%** of the neighborhood's domestic violence felony assaults.



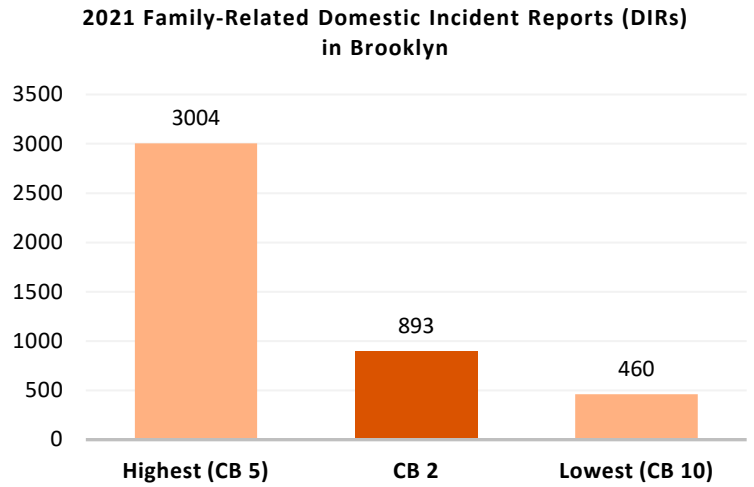
**3** In 2021, there were **2 family-related rapes**, comprising **17%** of the neighborhood's domestic violence rapes.



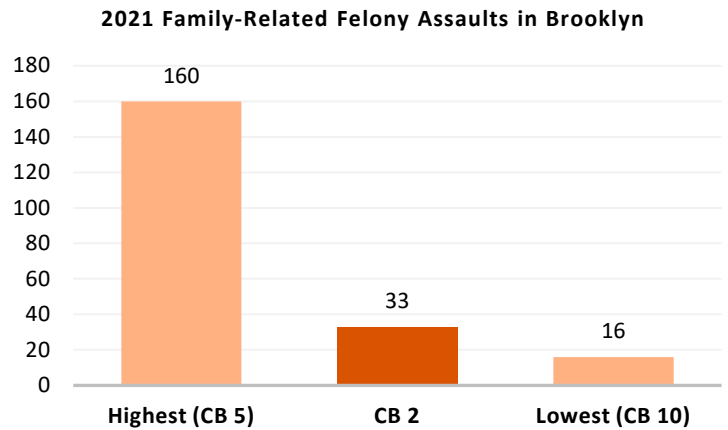
# COMMUNITY BOARD 2: Fort Greene and Brooklyn Heights

**1** In 2021, there were **893 family-related domestic incident reports** in Brooklyn Community Board 2, comprising **38%\*** of the neighborhood's domestic incident reports.

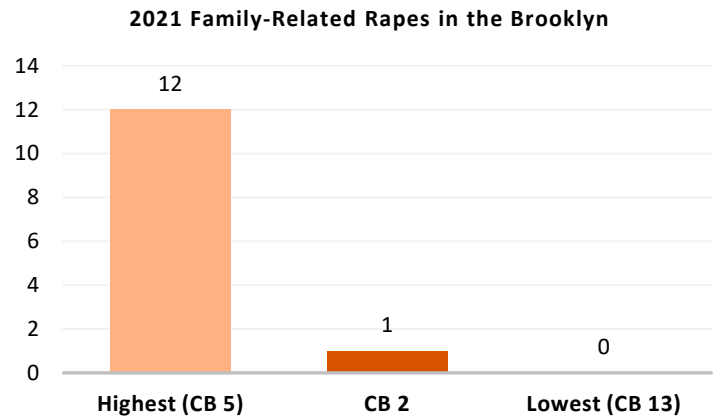
\*This percentage excludes reports with missing relationship field.



**2** In 2021, there were **33 family-related felony assaults**, comprising **33%** of the neighborhood's domestic violence felony assaults.



**3** In 2021, there was **1 family-related rape**, comprising **20%** of the neighborhood's domestic violence rapes.



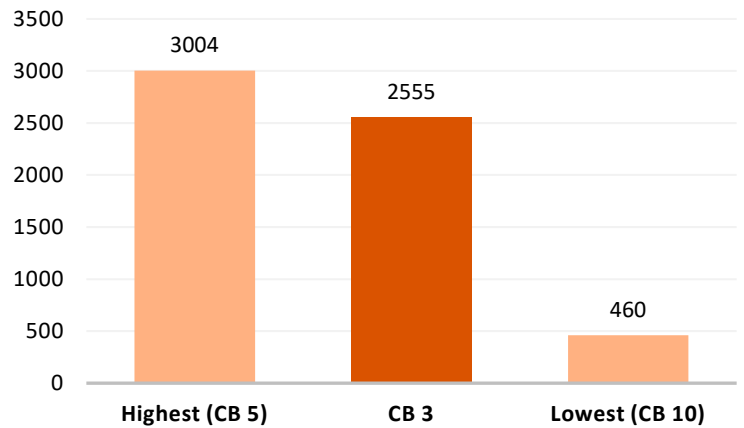


## COMMUNITY BOARD 3: Bedford-Stuyvesant

**1** In 2021, there were **2,555 family-related domestic incident reports** in Brooklyn Community Board 3, comprising **45%\*** of the neighborhood's domestic incident reports.

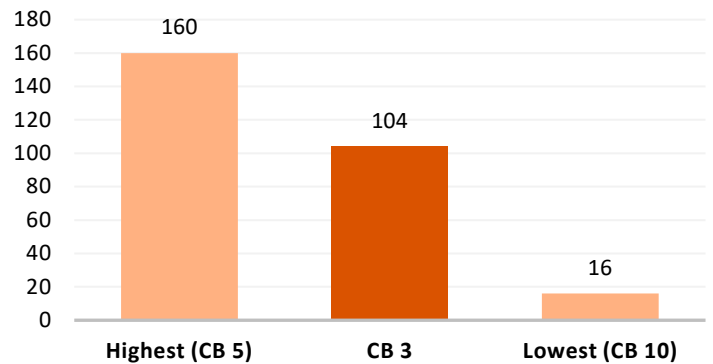
\*This percentage excludes reports with missing relationship field.

2021 Family-Related Domestic Incident Reports (DIRs) in Brooklyn



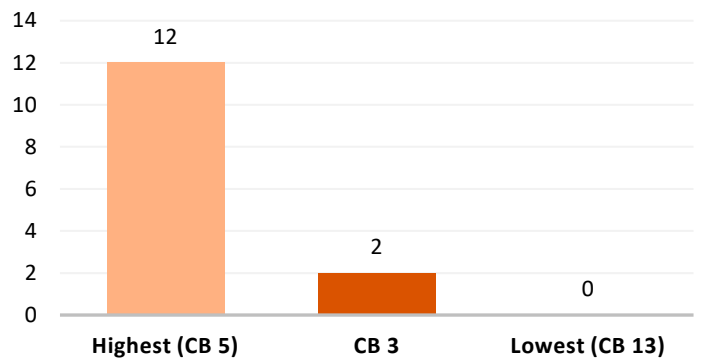
**2** In 2021, there were **104 family-related felony assaults**, comprising **37%** of the neighborhood's domestic violence felony assaults.

2021 Family-Related Felony Assaults in Brooklyn



**3** In 2021, there were **2 family-related rapes**, comprising **18%** of the neighborhood's domestic violence rapes.

2021 Family-Related Rapes in the Brooklyn

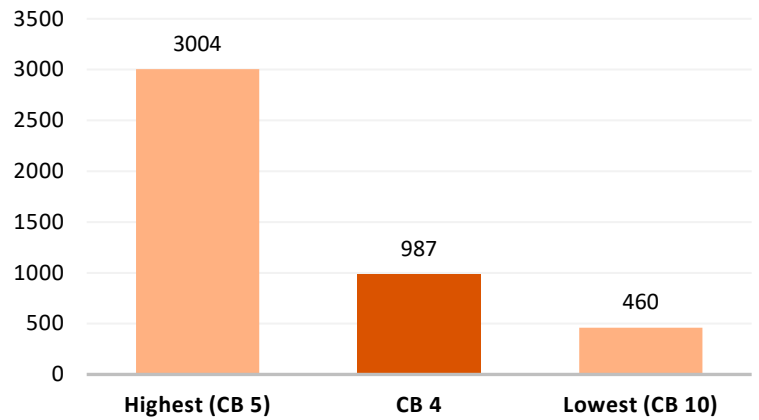


## COMMUNITY BOARD 4: Bushwick

**1** In 2021, there were **987 family-related domestic incident reports** in Brooklyn Community Board 4, comprising **37%\*** of the neighborhood's domestic incident reports.

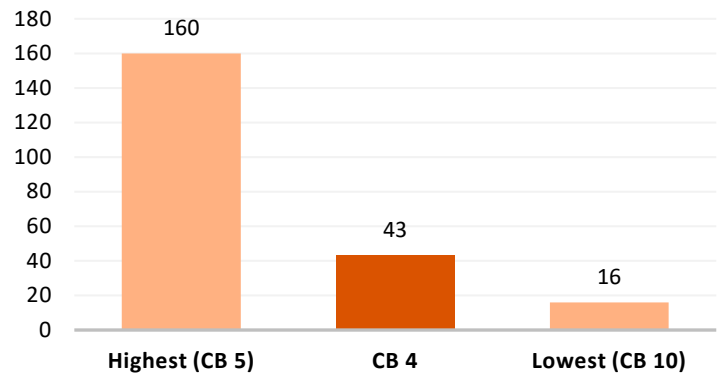
\*This percentage excludes reports with missing relationship field.

2021 Family-Related Domestic Incident Reports (DIRs) in Brooklyn



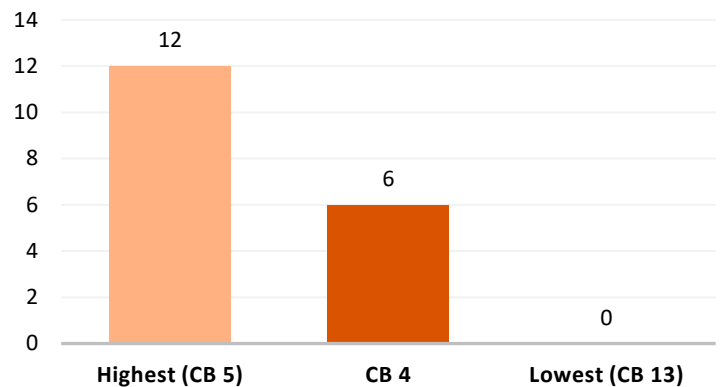
**2** In 2021, there were **43 family-related felony assaults**, comprising **35%** of the neighborhood's domestic violence felony assaults.

2021 Family-Related Felony Assaults in Brooklyn



**3** In 2021, there were **6 family-related rapes**, comprising **46%** of the neighborhood's domestic violence rapes.

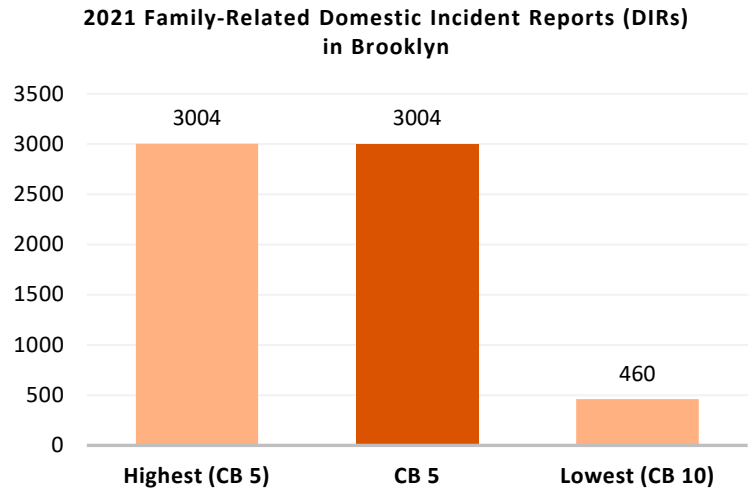
2021 Family-Related Rapes in the Brooklyn



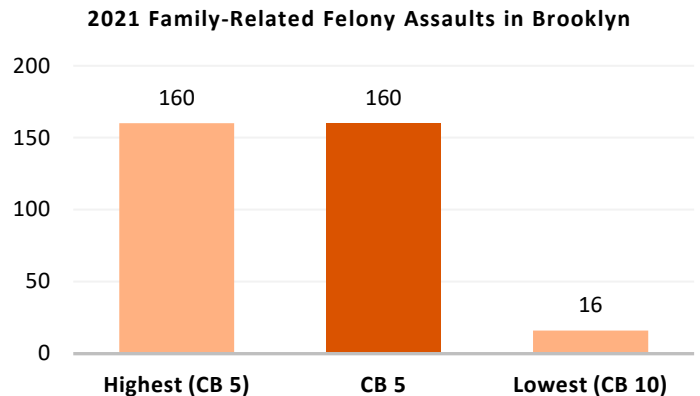
## COMMUNITY BOARD 5: East New York and Starrett City

**1** In 2021, there were **3,004 family-related domestic incident reports** in Brooklyn Community Board 5, comprising **41%\*** of the neighborhood's domestic incident reports.

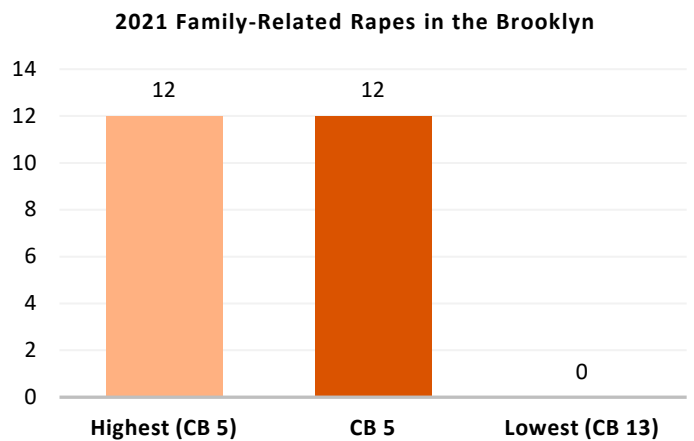
\*This percentage excludes reports with missing relationship field.



**2** In 2021, there were **160 family-related felony assaults**, comprising **38%** of the neighborhood's domestic violence felony assaults.



**3** In 2021, there were **12 family-related rapes**, comprising **40%** of the neighborhood's domestic violence rapes.

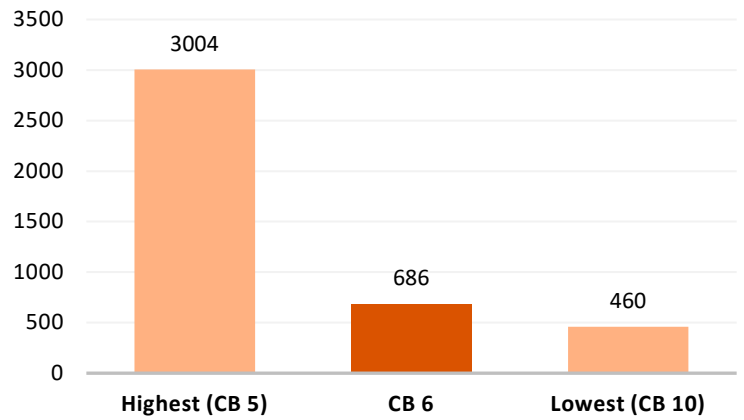


# COMMUNITY BOARD 6: Park Slope and Carroll Gardens

**1** In 2021, there were **686 family-related domestic incident reports** in Brooklyn Community Board 6, comprising **42%\*** of the neighborhood's domestic incident reports.

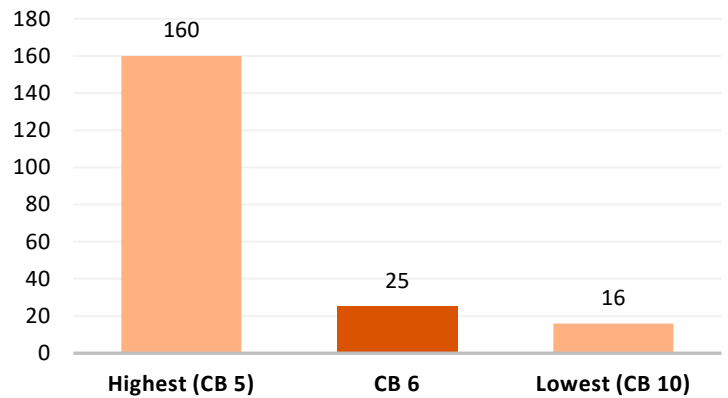
\*This percentage excludes reports with missing relationship field.

2021 Family-Related Domestic Incident Reports (DIRs) in Brooklyn



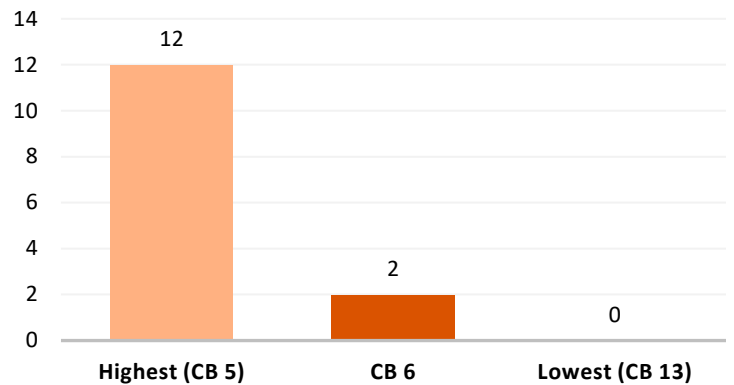
**2** In 2021, there were **25 family-related felony assaults**, comprising **37%** of the neighborhood's domestic violence felony assaults.

2021 Family-Related Felony Assaults in Brooklyn



**3** In 2021, there were **2 family-related rapes**, comprising **67%** of the neighborhood's domestic violence rapes.

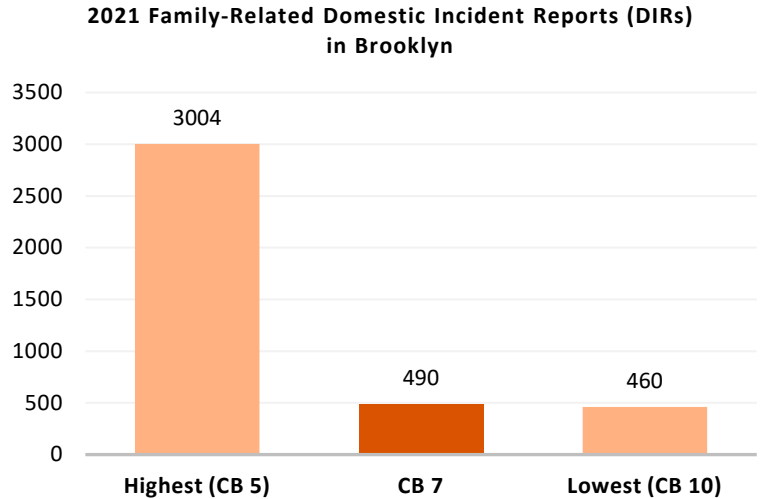
2021 Family-Related Rapes in the Brooklyn



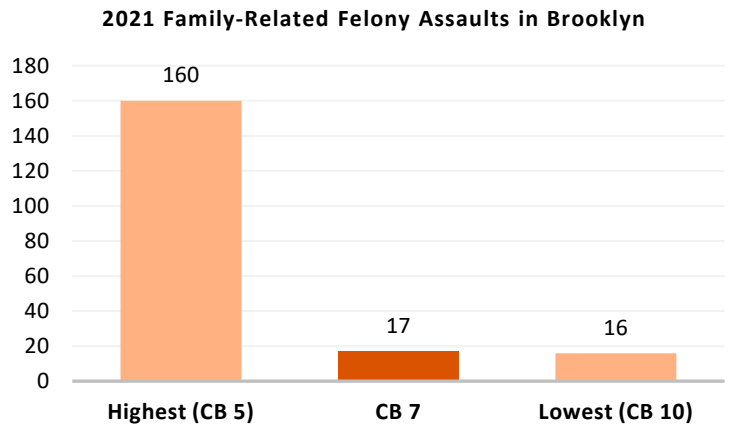
# COMMUNITY BOARD 7: Sunset Park

**1** In 2021, there were **490 family-related domestic incident reports** in Brooklyn Community Board 7, comprising **36%\*** of the neighborhood's domestic incident reports.

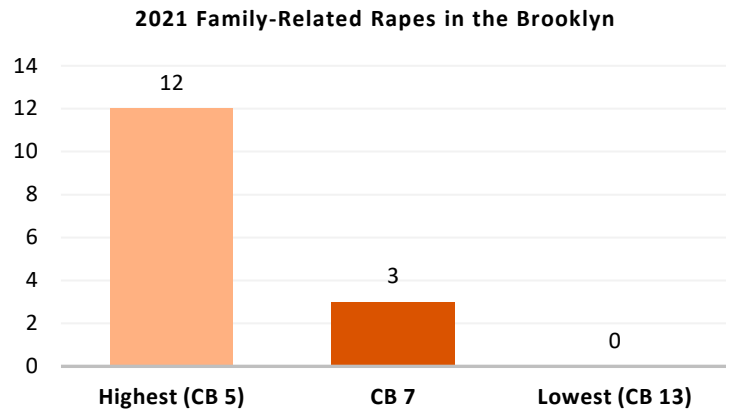
\*This percentage excludes reports with missing relationship field.



**2** In 2021, there were **17 family-related felony assaults**, comprising **24%** of the neighborhood's domestic violence felony assaults.



**3** In 2021, there were **3 family-related rape**, comprising **20%** of the neighborhood's domestic violence rapes.

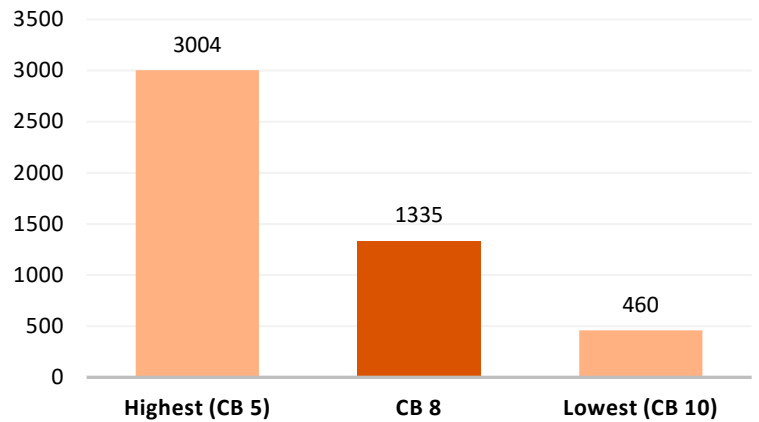


## COMMUNITY BOARD 8: Crown Heights and Prospect Heights

**1** In 2021, there were **1,335 family-related domestic incident reports** in Brooklyn Community Board 8, comprising **44%\*** of the neighborhood's domestic incident reports.

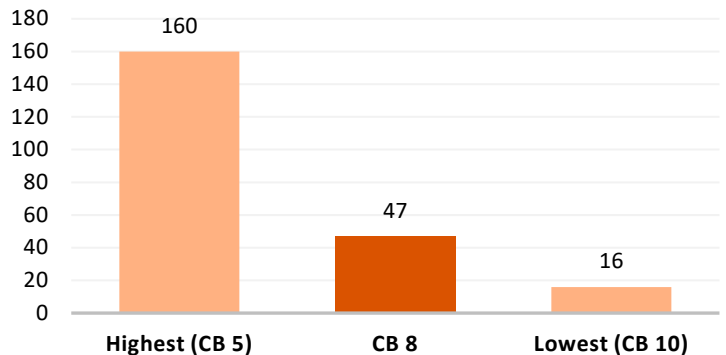
\*This percentage excludes reports with missing relationship field.

2021 Family-Related Domestic Incident Reports (DIRs) in Brooklyn



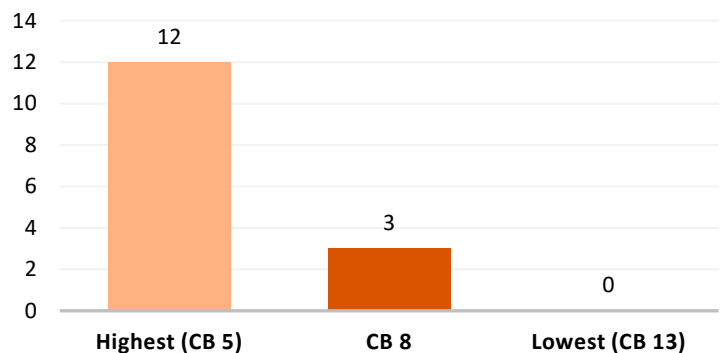
**2** In 2021, there were **47 family-related felony assaults**, comprising **39%** of the neighborhood's domestic violence felony assaults.

2021 Family-Related Felony Assaults in Brooklyn



**3** In 2021, there were **3 family-related rapes**, comprising **27%** of the neighborhood's domestic violence rapes.

2021 Family-Related Rapes in the Brooklyn

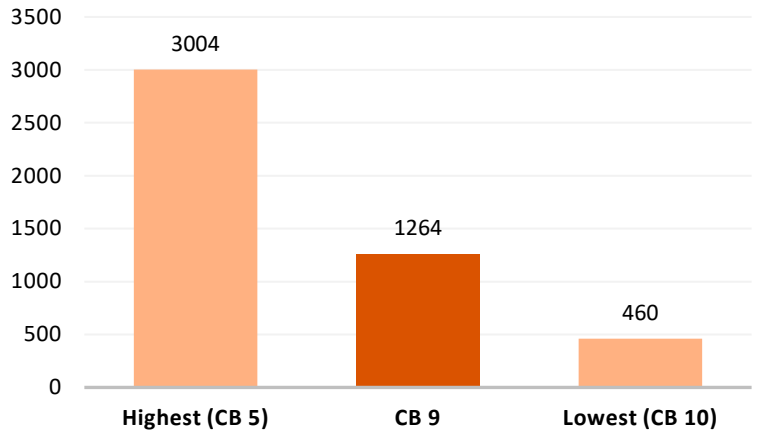


# COMMUNITY BOARD 9: South Crown Heights and Lefferts Gardens

**1** In 2021, there were **1,264 family-related domestic incident reports** in Brooklyn Community Board 9, comprising **50%\*** of the neighborhood's domestic incident reports.

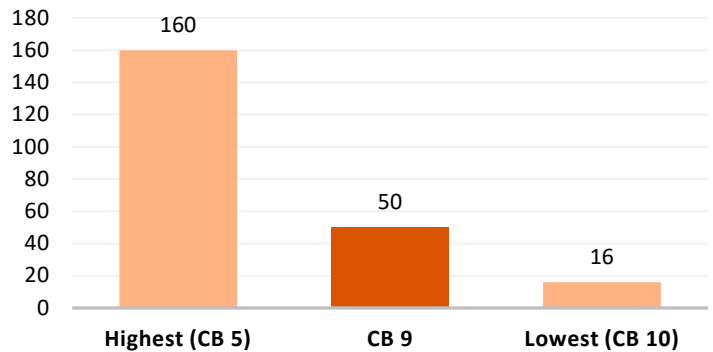
\*This percentage excludes reports with missing relationship field.

2021 Family-Related Domestic Incident Reports (DIRs) in Brooklyn



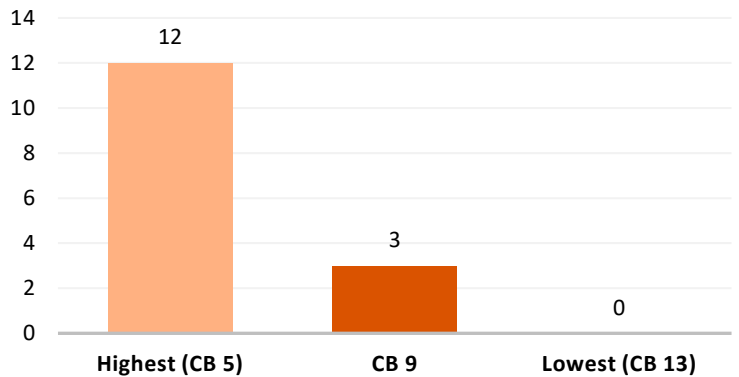
**2** In 2021, there were **50 family-related felony assaults**, comprising **43%** of the neighborhood's domestic violence felony assaults.

2021 Family-Related Felony Assaults in Brooklyn



**3** In 2021, there were **3 family-related rape**, comprising **30%** of the neighborhood's domestic violence rapes.

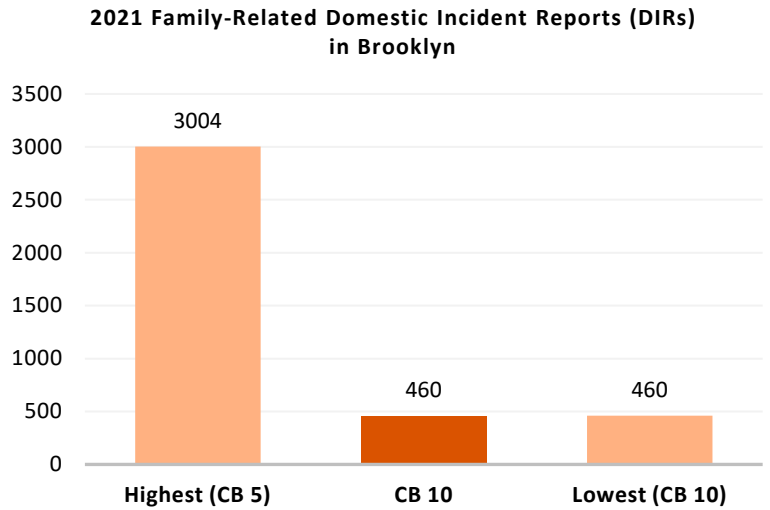
2021 Family-Related Rapes in the Brooklyn



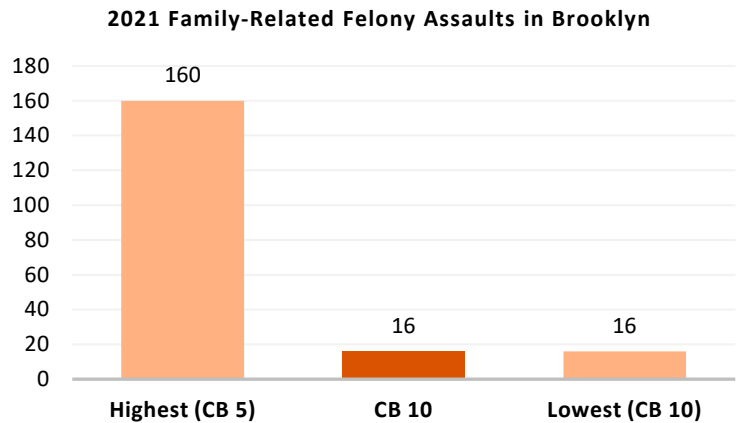
## COMMUNITY BOARD 10: Bay Ridge and Dyker Heights

**1** In 2021, there were **460 family-related domestic incident reports** in Brooklyn Community Board 10, comprising **35%\*** of the neighborhood's domestic incident reports.

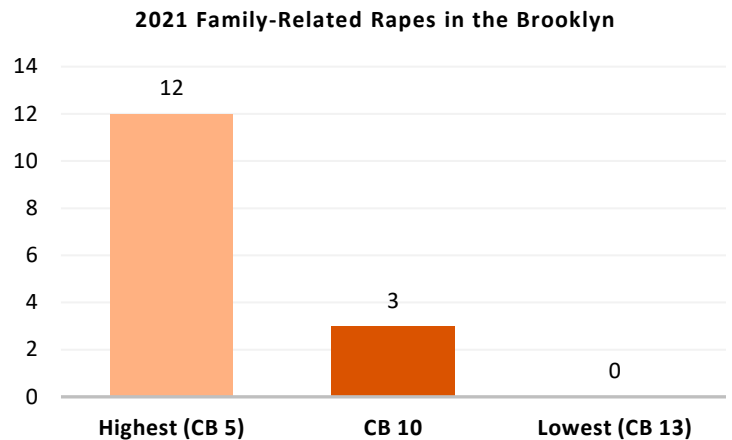
\*This percentage excludes reports with missing relationship field.



**2** In 2021, there were **16 family-related felony assaults**, comprising **39%** of the neighborhood's domestic violence felony assaults.



**3** In 2021, there were **3 family-related rape**, comprising **30%** of the neighborhood's domestic violence rapes.

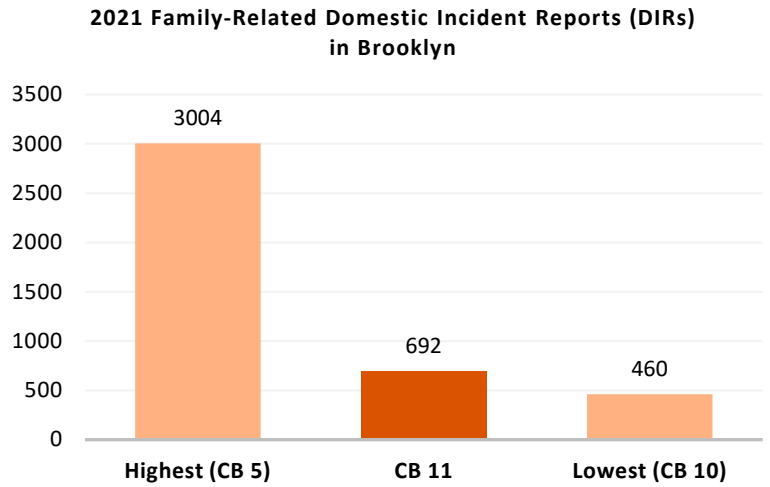




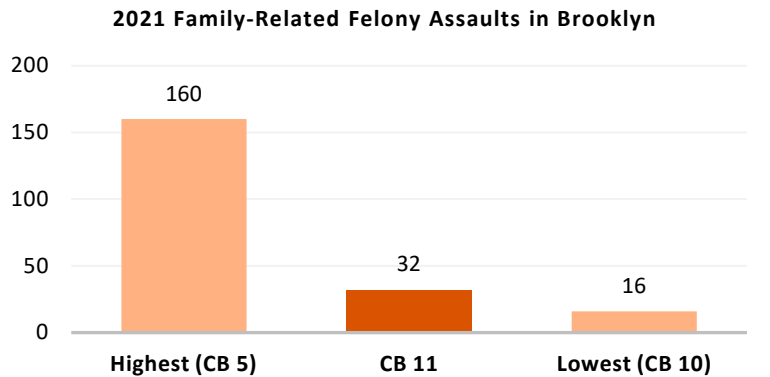
## COMMUNITY BOARD 11: Bensonhurst

**1** In 2021, there were **692 family-related domestic incident reports** in Brooklyn Community Board 11, comprising **38%\*** of the neighborhood's domestic incident reports.

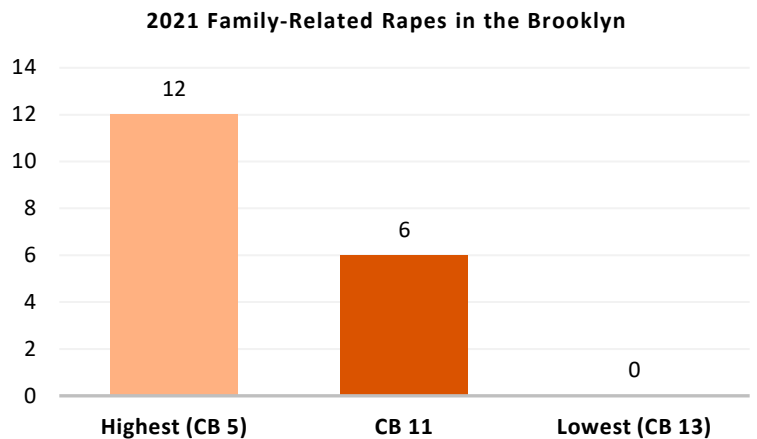
\*This percentage excludes reports with missing relationship field.



**2** In 2021, there were **32 family-related felony assaults**, comprising **39%** of the neighborhood's domestic violence felony assaults.



**3** In 2021, there were **6 family-related rape**, comprising **55%** of the neighborhood's domestic violence rapes.

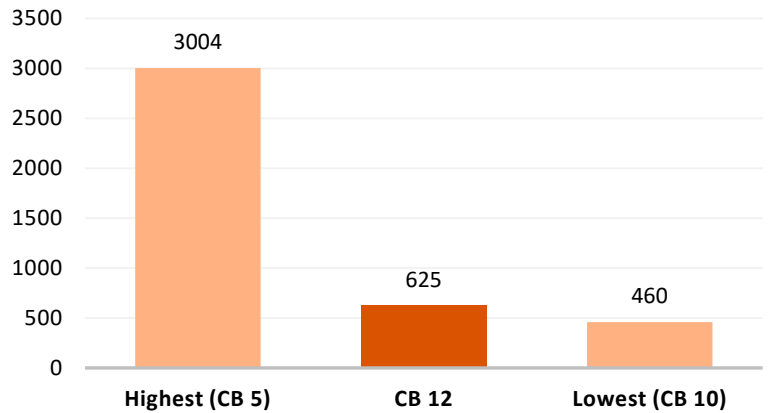


## COMMUNITY BOARD 12: Borough Park

**1** In 2021, there were **625 family-related domestic incident reports** in Brooklyn Community Board 12, comprising **43%\*** of the neighborhood's domestic incident reports.

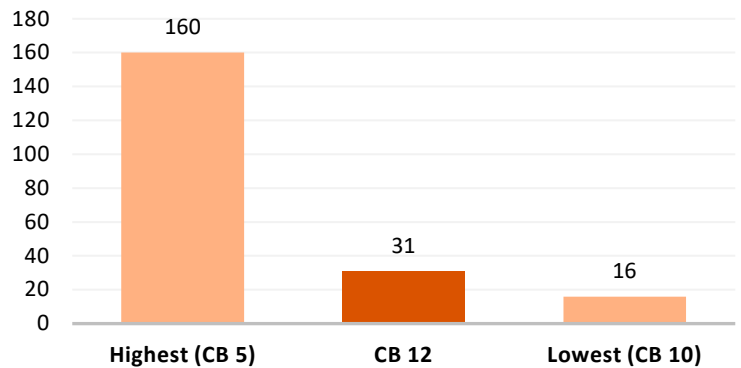
\*This percentage excludes reports with missing relationship field.

2021 Family-Related Domestic Incident Reports (DIRs) in Brooklyn



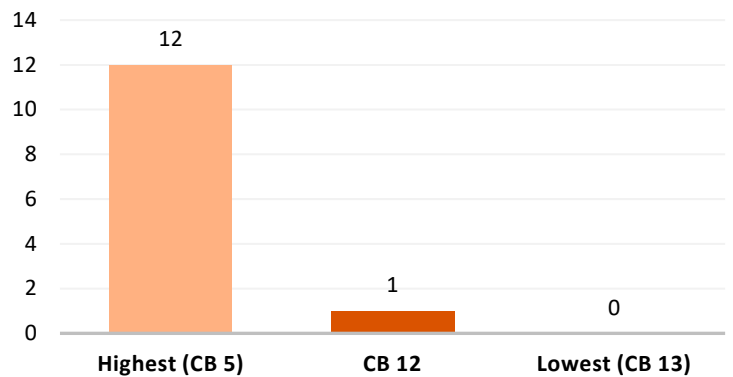
**2** In 2021, there were **31 family-related felony assaults**, comprising **44%** of the neighborhood's domestic violence felony assaults.

2021 Family-Related Felony Assaults in Brooklyn



**3** In 2021, there was **1 family-related rape**, comprising **20%** of the neighborhood's domestic violence rapes.

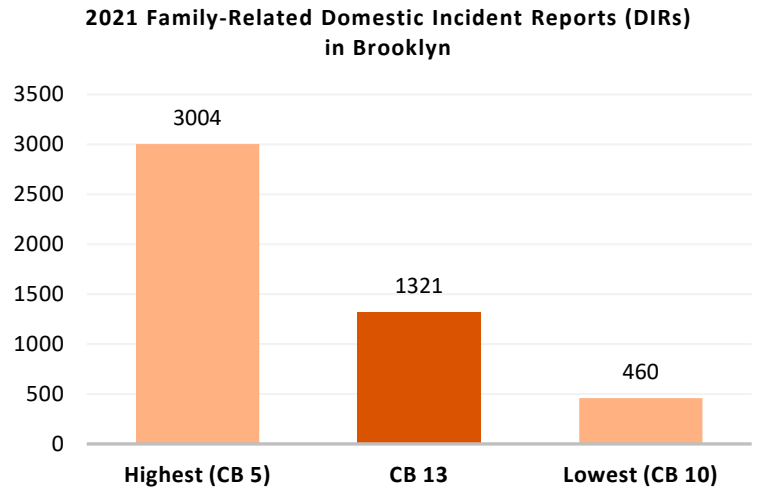
2021 Family-Related Rapes in the Brooklyn



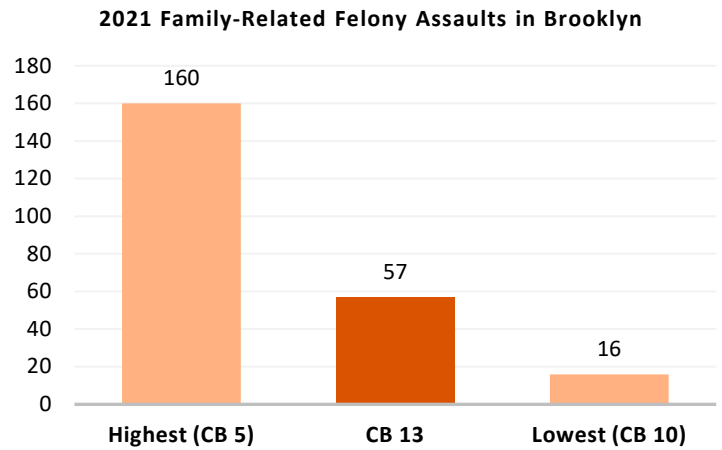
# COMMUNITY BOARD 13: Coney Island

**1** In 2021, there were **1,321 family-related domestic incident reports** in Brooklyn Community Board 13, comprising **45%\*** of the neighborhood's domestic incident reports.

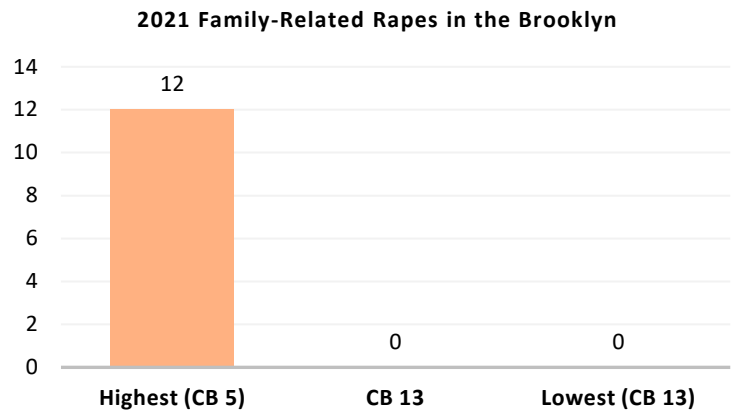
\*This percentage excludes reports with missing relationship field.



**2** In 2021, there were **57 family-related felony assaults**, comprising **37%** of the neighborhood's domestic violence felony assaults.



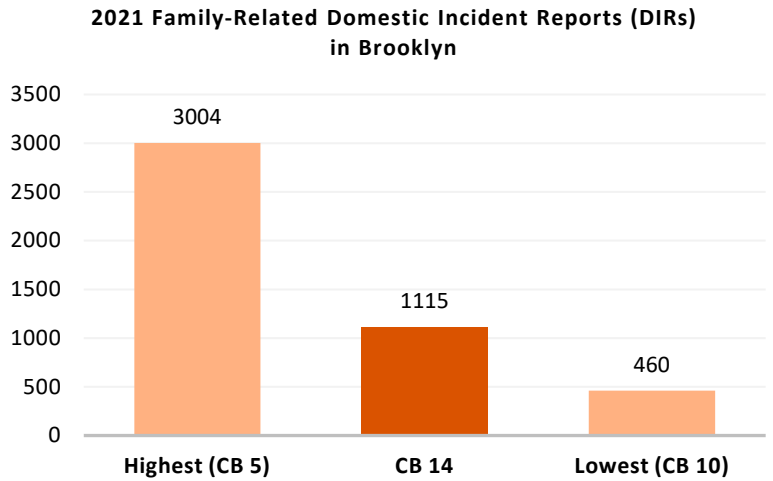
**3** In 2021, there were **0 family-related rapes**, comprising **0%** of the neighborhood's domestic violence rapes.



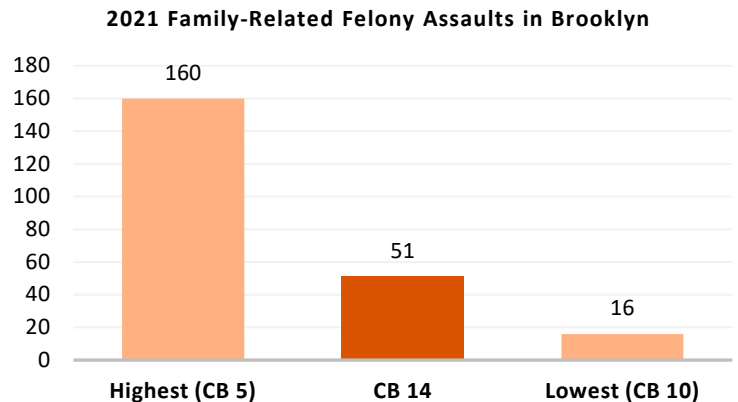
## COMMUNITY BOARD 14: Flatbush and Midwood

**1** In 2021, there were **1,115 family-related domestic incident reports** in Brooklyn Community Board 14, comprising **39%\*** of the neighborhood's domestic incident reports.

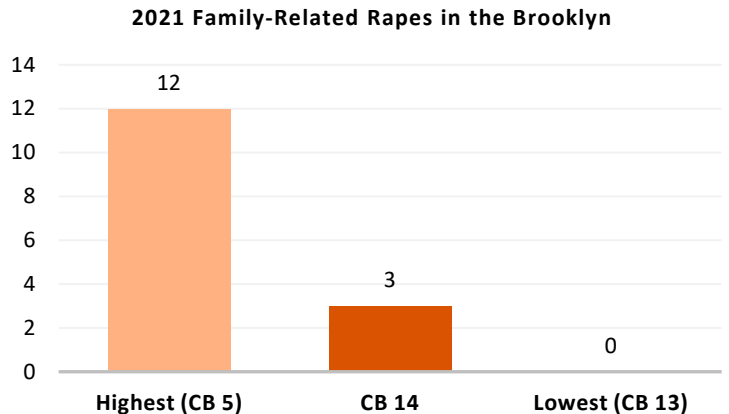
\*This percentage excludes reports with missing relationship field.



**2** In 2021, there were **51 family-related felony assaults**, comprising **32%** of the neighborhood's domestic violence felony assaults.



**3** In 2021, there were **3 family-related rapes**, comprising **21%** of the neighborhood's domestic violence rapes.

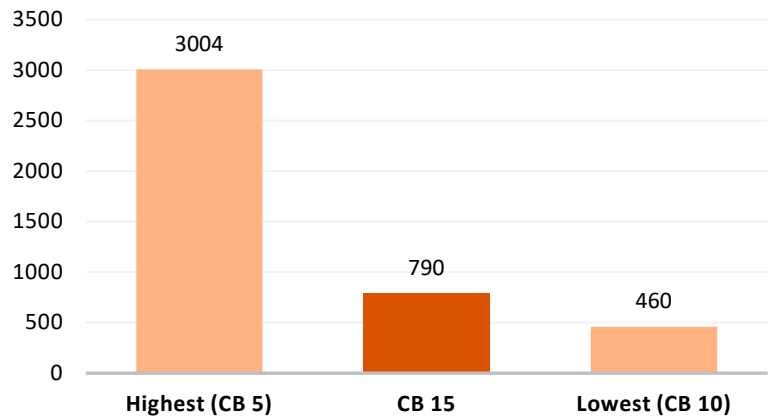


# COMMUNITY BOARD 15: Sheephead Bay

**1** In 2021, there were **790 family-related domestic incident reports** in Brooklyn Community Board 15, comprising **41%\*** of the neighborhood's domestic incident reports.

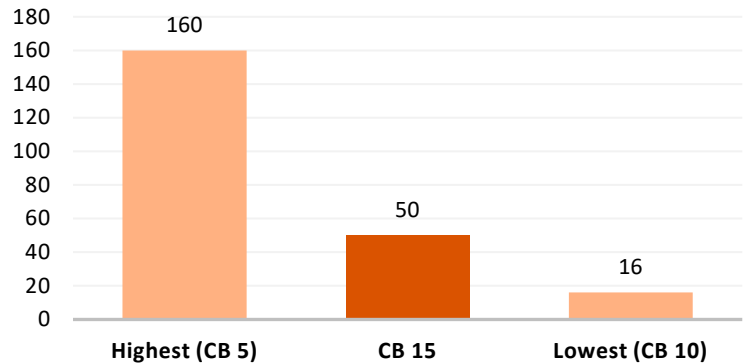
\*This percentage excludes reports with missing relationship field.

2021 Family-Related Domestic Incident Reports (DIRs) in Brooklyn



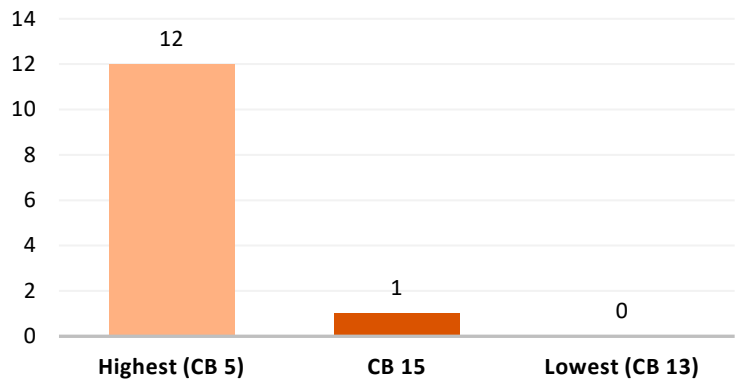
**2** In 2021, there were **50 family-related felony assaults**, comprising **37%** of the neighborhood's domestic violence felony assaults.

2021 Family-Related Felony Assaults in Brooklyn



**3** In 2021, there was **1 family-related rape**, comprising **25%** of the neighborhood's domestic violence rapes.

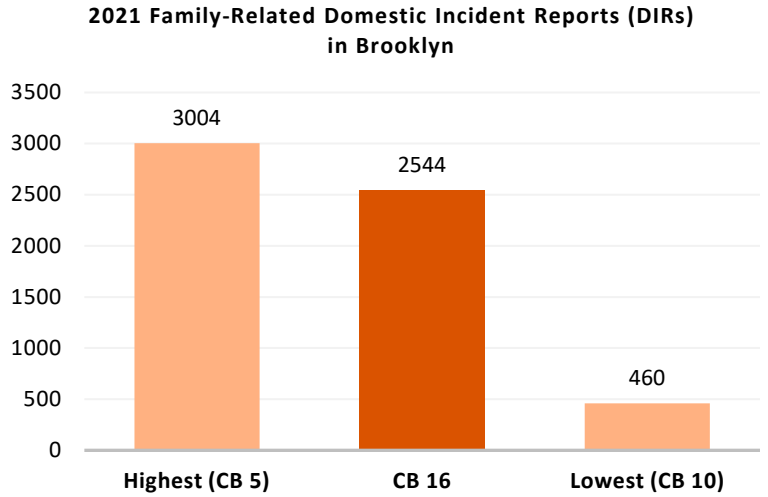
2021 Family-Related Rapes in the Brooklyn



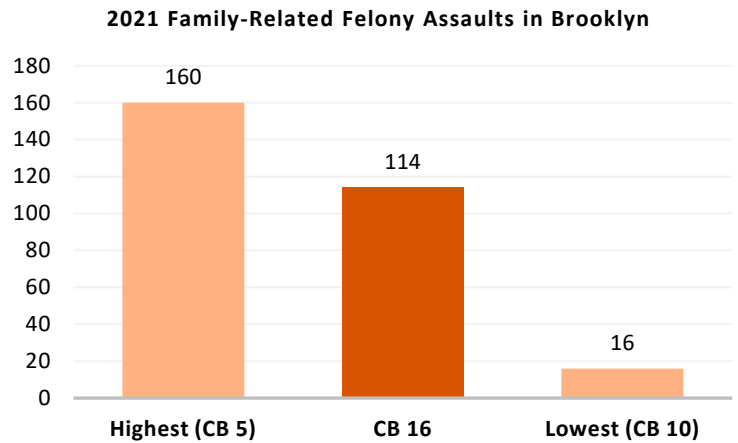
# COMMUNITY BOARD 16: Brownsville

**1** In 2021, there were **2,544 family-related domestic incident reports** in Brooklyn Community Board 16, comprising **43%\*** of the neighborhood's domestic incident reports.

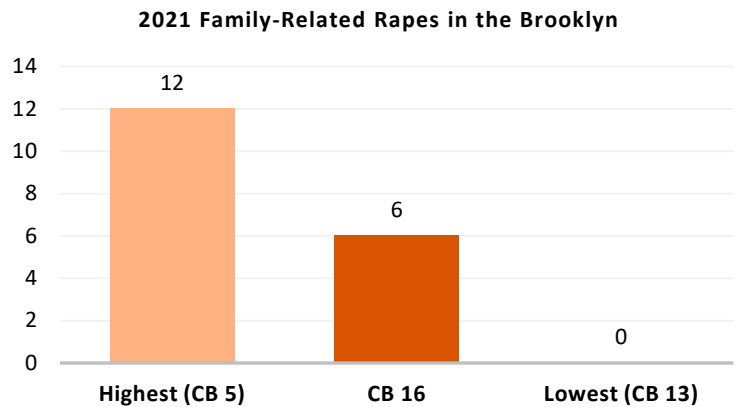
\*This percentage excludes reports with missing relationship field.



**2** In 2021, there were **114 family-related felony assaults**, comprising **44%** of the neighborhood's domestic violence felony assaults.



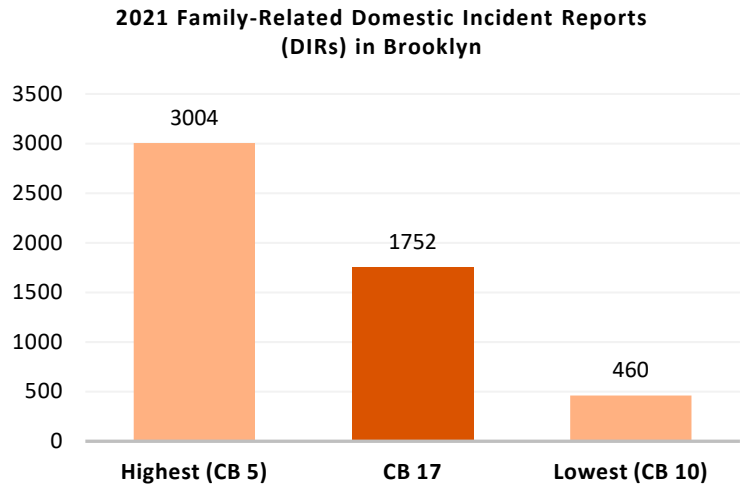
**3** In 2021, there were **6 family-related rapes**, comprising **43%** of the neighborhood's domestic violence rapes.



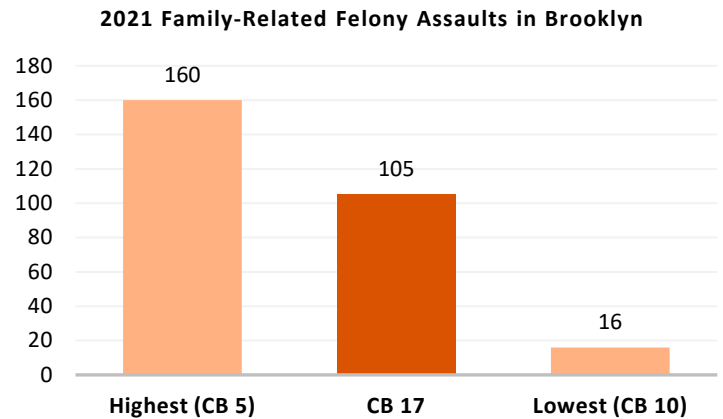
## COMMUNITY BOARD 17: East Flatbush

**1** In 2021, there were **1,752 family-related domestic incident reports** in Brooklyn Community Board 17, comprising **39%\*** of the neighborhood's domestic incident reports.

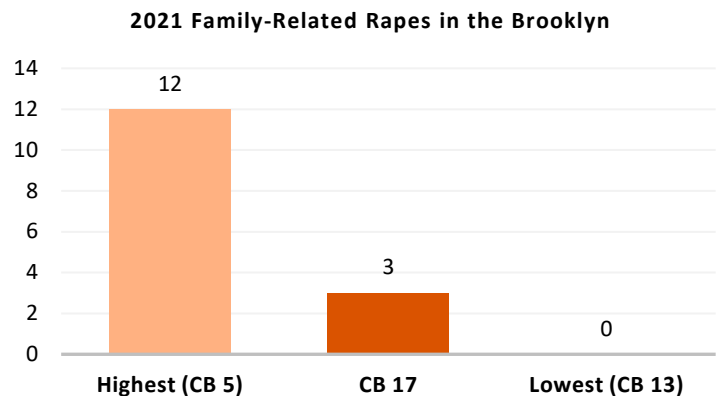
\*This percentage excludes reports with missing relationship field.



**2** In 2021, there were **105 family-related felony assaults**, comprising **37%** of the neighborhood's domestic violence felony assaults.



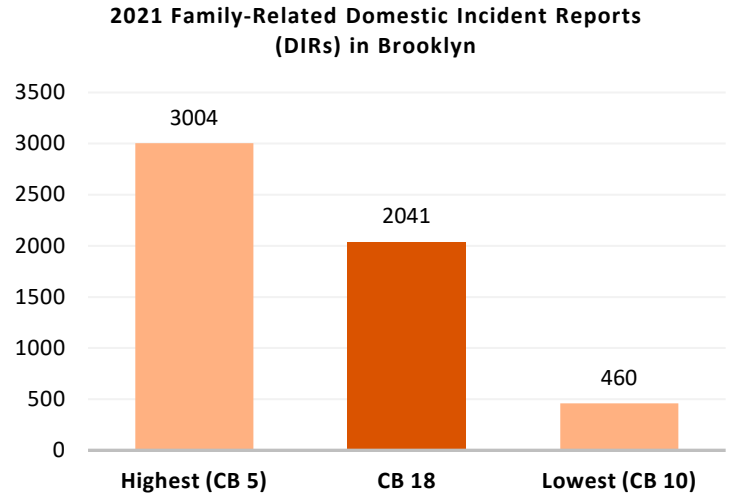
**3** In 2021, there were **3 family-related rapes**, comprising **30%** of the neighborhood's domestic violence rapes.



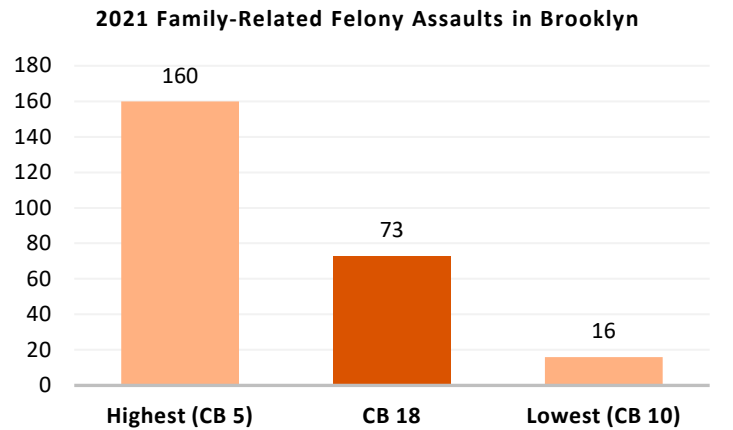
## COMMUNITY BOARD 18: Flatlands and Canarsie

**1** In 2021, there were **2,041 family-related domestic incident reports** in Brooklyn Community Board 18, comprising **43%\*** of the neighborhood's domestic incident reports.

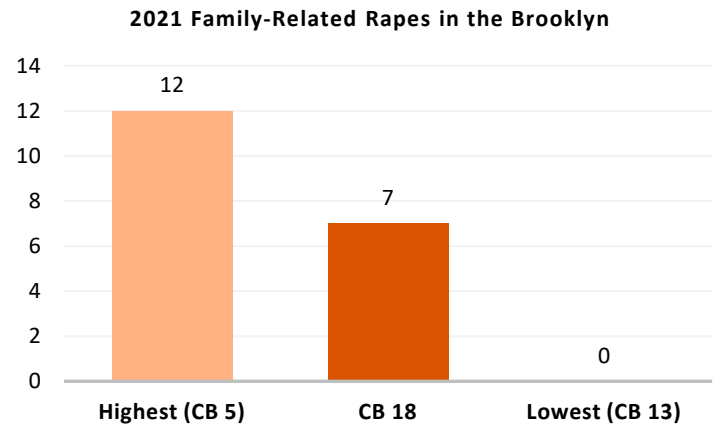
\*This percentage excludes reports with missing relationship field.



**2** In 2021, there were **73 family-related felony assaults**, comprising **41%** of the neighborhood's domestic violence felony assaults.



**3** In 2021, there were **7 family-related rapes**, comprising **37%** of the neighborhood's domestic violence rapes.





**1** In 2021, there were **16,337 family-related domestic incident reports (DIRs)** in Queens. These comprised **39%\*** of the borough's domestic incident reports.

\*This percentage excludes reports with missing relationship field.

**2** In 2021, there were **710 family-related felony assaults** in Queens. These comprised **34%** of the borough's domestic violence felony assaults.

**3** In 2021, there were **48 family-related rapes** in Queens. These comprised **28%** of the borough's domestic violence rapes.

## **4** **HELP IS AVAILABLE**

In the case of an emergency, call 911.

For information and non-emergency services, call 311 or the NYC Domestic Violence Hotline at 1-800-621-HOPE (4673).

Find resources and support in NYC at [nyc.gov/nychope](http://nyc.gov/nychope).

For walk-in services, visit one of the NYC Family Justice Centers.

### **NYC Family Justice Center, Queens**

**Address:** 126-02 82<sup>nd</sup> Avenue, Kew Gardens, NY 11415 Phone: (718)575-4500

**Subway:** Take the **F** or **E** train to Kew Gardens/Union Turnpike. Use the "Court House/North Side:" exit and walk east on Queens Boulevard past Queens Borough Hall.

Turn left on 82<sup>nd</sup> Avenue.

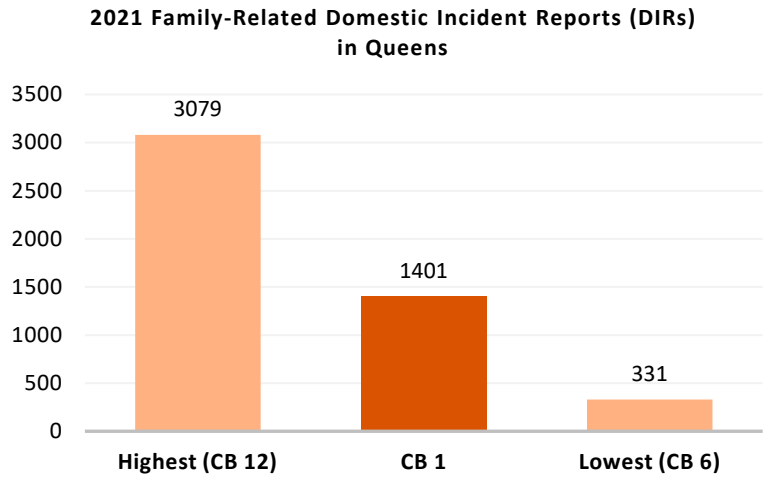
**Bus:** The Q10, Q37, Q46, and Q60 all stop near the Center.

*Services are free and confidential. All are welcome regardless of gender identity or expression, sexual orientation, language, or immigration status.*

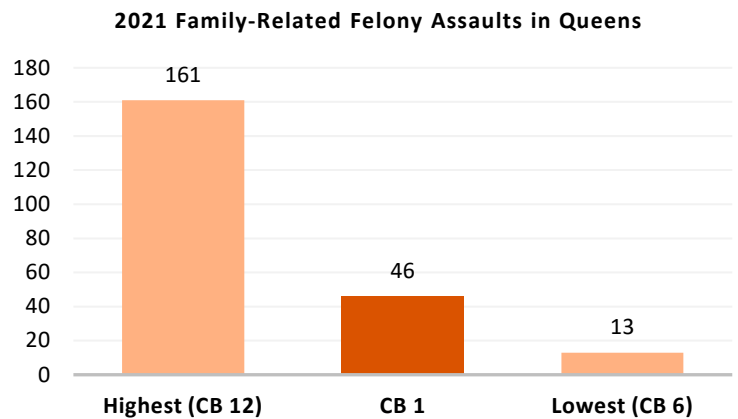
## COMMUNITY BOARD 1: Long Island City and Astoria

**1** In 2021, there were **1,401 family-related domestic incident reports** in Queens Community Board 1, comprising **39%\*** of the neighborhood's domestic incident reports.

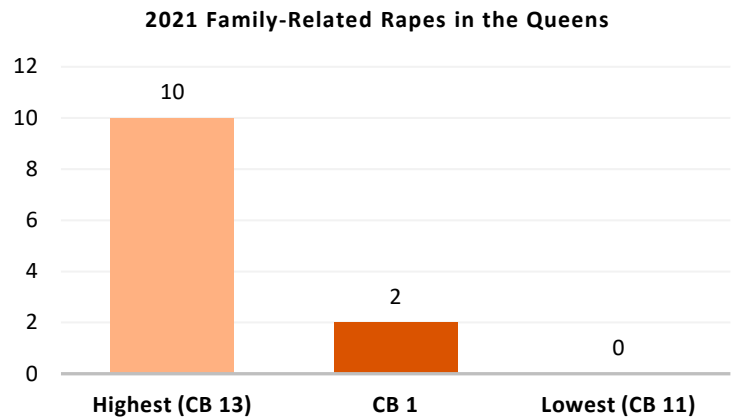
\*This percentage excludes reports with missing relationship field.



**2** In 2021, there were **46 family-related felony assaults**, comprising **29%** of the neighborhood's domestic violence felony assaults.



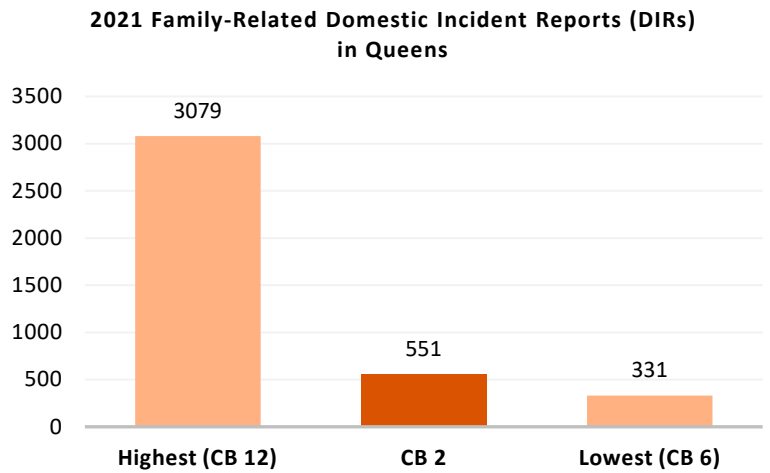
**3** In 2021, there were **2 family-related rapes**, comprising **14%** of the neighborhood's domestic violence rapes.



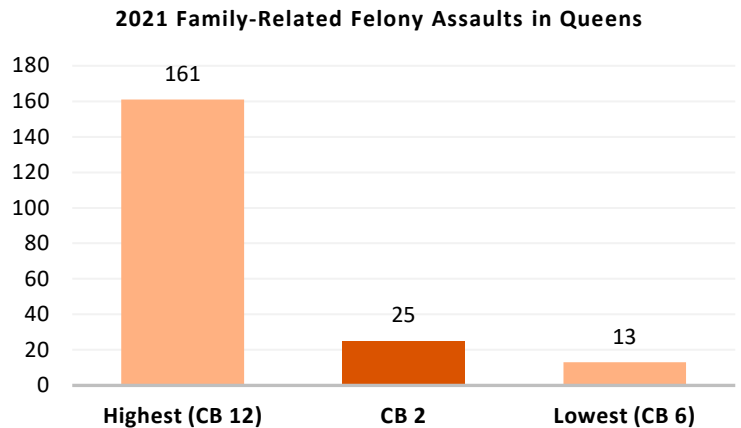
## COMMUNITY BOARD 2: Woodside and Sunnyside

**1** In 2021, there were **551 family-related domestic incident reports** in Queens Community Board 2, comprising **32%\*** of the neighborhood's domestic incident reports.

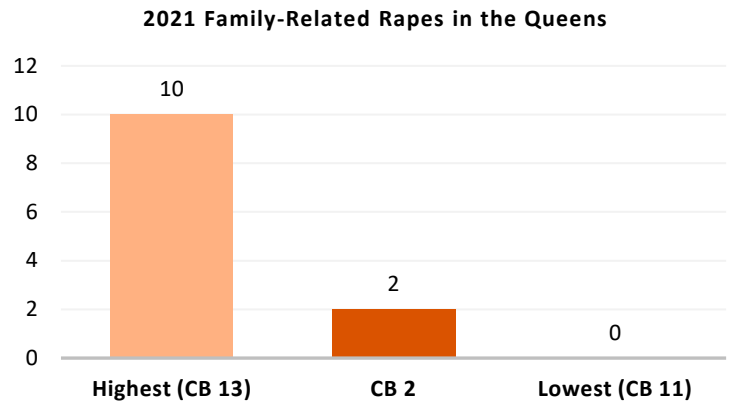
\*This percentage excludes reports with missing relationship field.



**2** In 2021, there were **25 family-related felony assaults**, comprising **29%** of the neighborhood's domestic violence felony assaults.



**3** In 2021, there were **2 family-related rapes**, comprising **29%** of the neighborhood's domestic violence rapes.

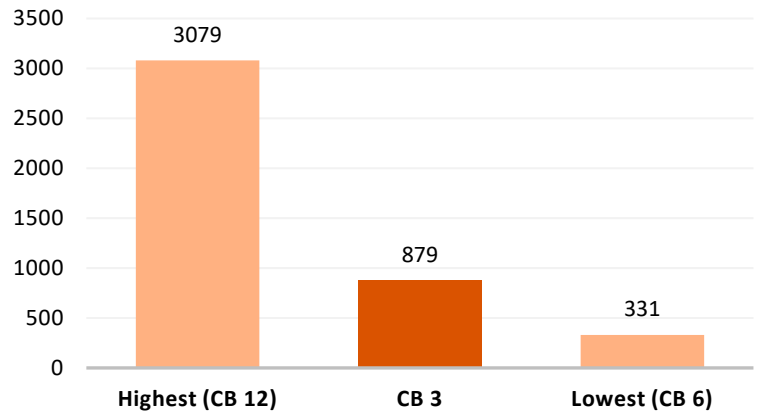


## COMMUNITY BOARD 3: Jackson Heights

**1** In 2021, there were **879 family-related domestic incident reports** in Queens Community Board 3, comprising **33%\*** of the neighborhood's domestic incident reports.

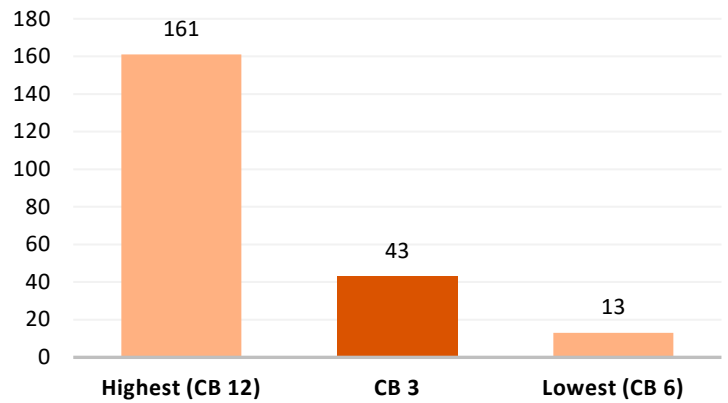
\*This percentage excludes reports with missing relationship field.

2021 Family-Related Domestic Incident Reports (DIRs) in Queens



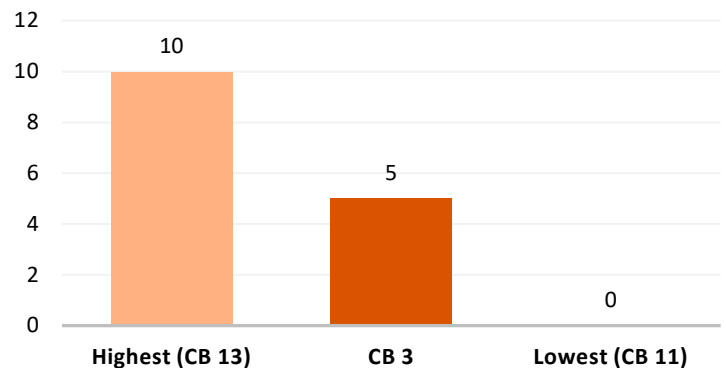
**2** In 2021, there were **43 family-related felony assaults**, comprising **29%** of the neighborhood's domestic violence felony assaults.

2021 Family-Related Felony Assaults in Queens



**3** In 2021, there were **5 family-related rapes**, comprising **26%** of the neighborhood's domestic violence rapes.

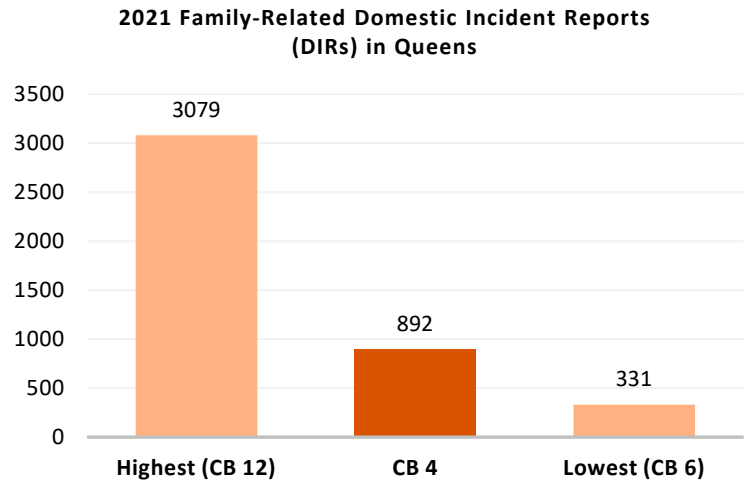
2021 Family-Related Rapes in the Queens



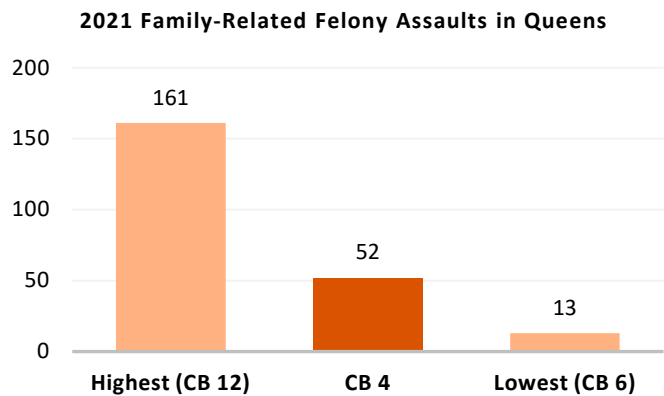
## COMMUNITY BOARD 4: Elmhurst and Corona

**1** In 2021, there were **892 family-related domestic incident reports** in Queens Community Board 4, comprising **35%\*** of the neighborhood's domestic incident reports.

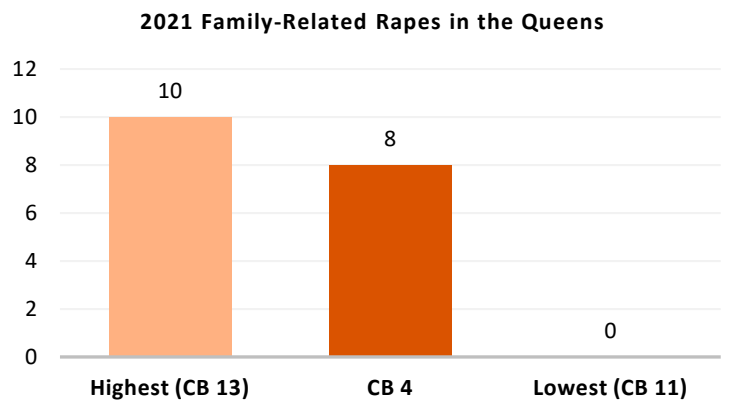
\*This percentage excludes reports with missing relationship field.



**2** In 2021, there were **52 family-related felony assaults**, comprising **32%** of the neighborhood's domestic violence felony assaults.



**3** In 2021, there were **8 family-related rapes**, comprising **32%** of the neighborhood's domestic violence rapes.

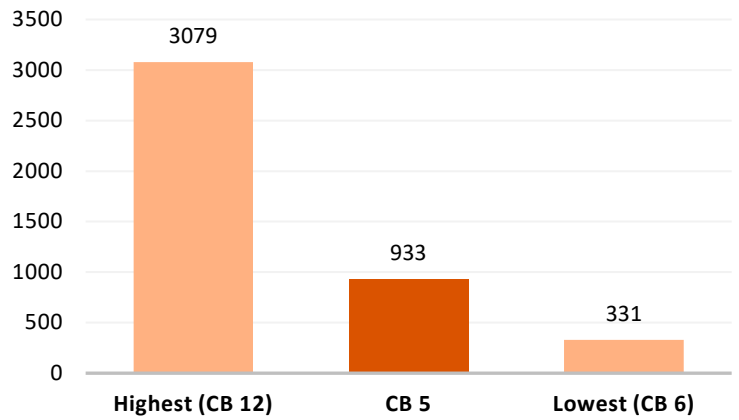


## COMMUNITY BOARD 5: Ridgewood and Maspeth

**1** In 2021, there were **933 family-related domestic incident reports** in Queens Community Board 5, comprising **37%\*** of the neighborhood's domestic incident reports.

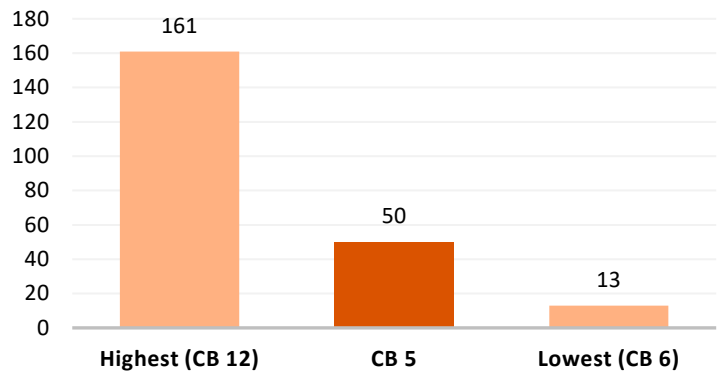
\*This percentage excludes reports with missing relationship field.

2021 Family-Related Domestic Incident Reports (DIRs) in Queens



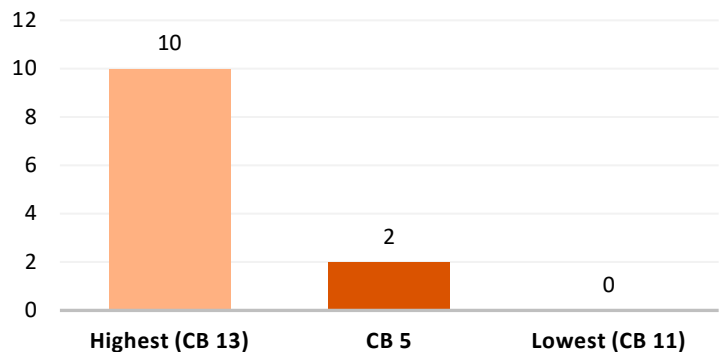
**2** In 2021, there were **50 family-related felony assaults**, comprising **32%** of the neighborhood's domestic violence felony assaults.

2021 Family-Related Felony Assaults in Queens



**3** In 2021, there were **2 family-related rapes**, comprising **33%** of the neighborhood's domestic violence rapes.

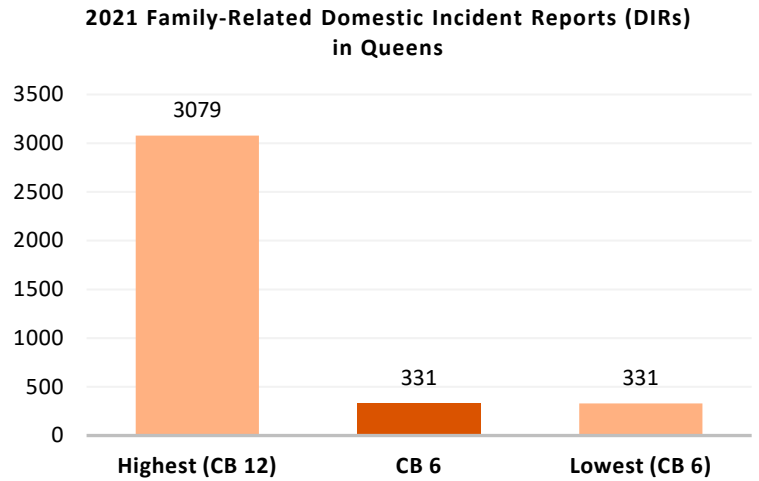
2021 Family-Related Rapes in the Queens



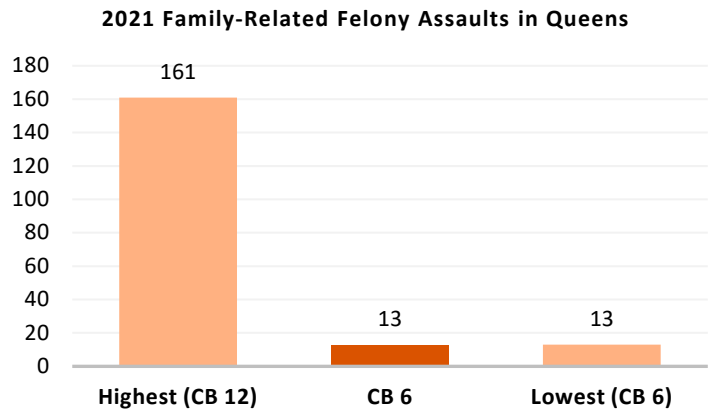
## COMMUNITY BOARD 6: Rego Park and Forest Hills

**1** In 2021, there were **331 family-related domestic incident reports** in Queens Community Board 6, comprising **33%\*** of the neighborhood's domestic incident reports.

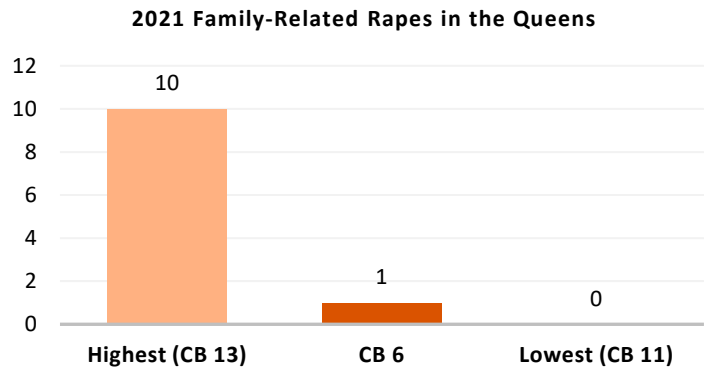
\*This percentage excludes reports with missing relationship field.



**2** In 2021, there were **13 family-related felony assaults**, comprising **45%** of the neighborhood's domestic violence felony assaults.



**3** In 2021, there was **1 family-related rape**, comprising **25%** of the neighborhood's domestic violence rapes.

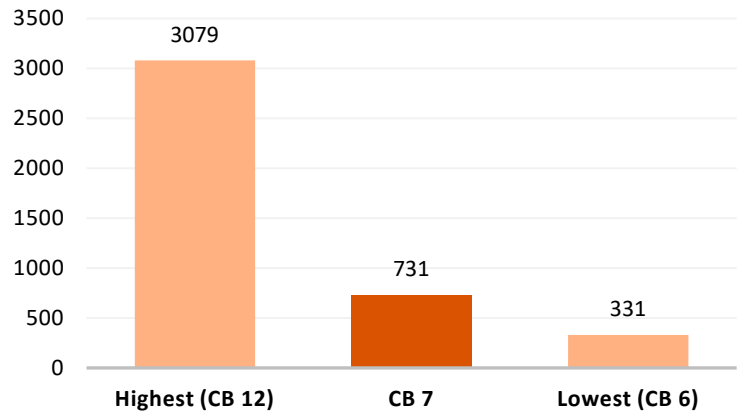


## COMMUNITY BOARD 7: Flushing and Whitestone

**1** In 2021, there were **731 family-related domestic incident reports** in Queens Community Board 7, comprising **33%\*** of the neighborhood's domestic incident reports.

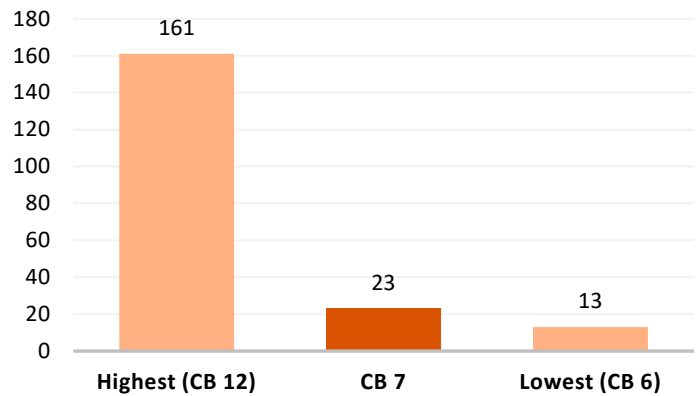
\*This percentage excludes reports with missing relationship field.

2021 Family-Related Domestic Incident Reports (DIRs) in Queens



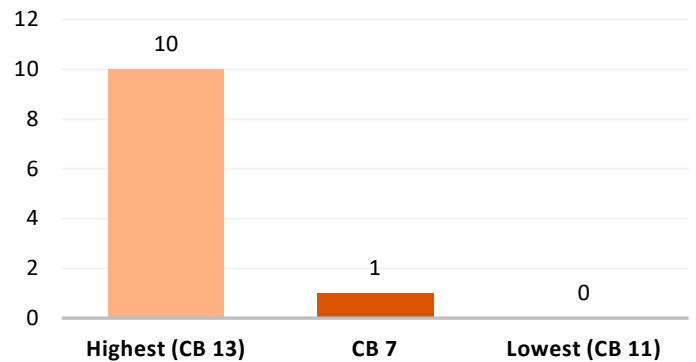
**2** In 2021, there were **23 family-related felony assaults**, comprising **31%** of the neighborhood's domestic violence felony assaults.

2021 Family-Related Felony Assaults in Queens



**3** In 2021, there was **1 family-related rape**, comprising **13%** of the neighborhood's domestic violence rapes.

2021 Family-Related Rapes in the Queens

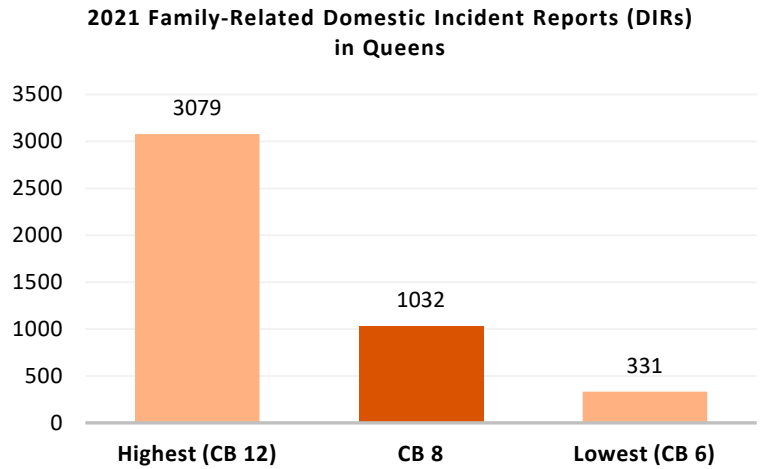




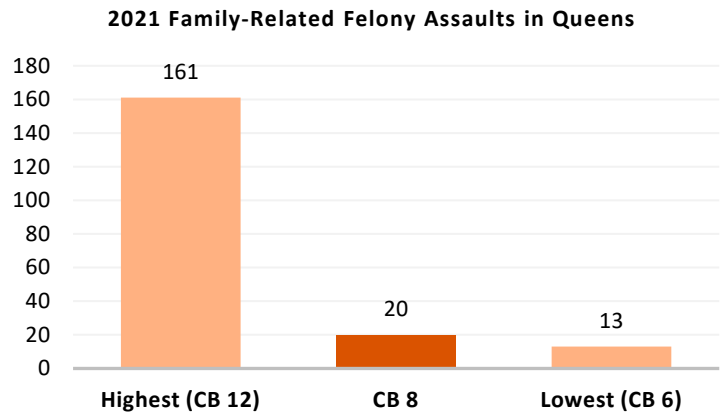
## COMMUNITY BOARD 8: Hillcrest and Fresh Meadows

**1** In 2021, there were **1,032 family-related domestic incident reports** in Queens Community Board 8, comprising **41%\*** of the neighborhood's domestic incident reports.

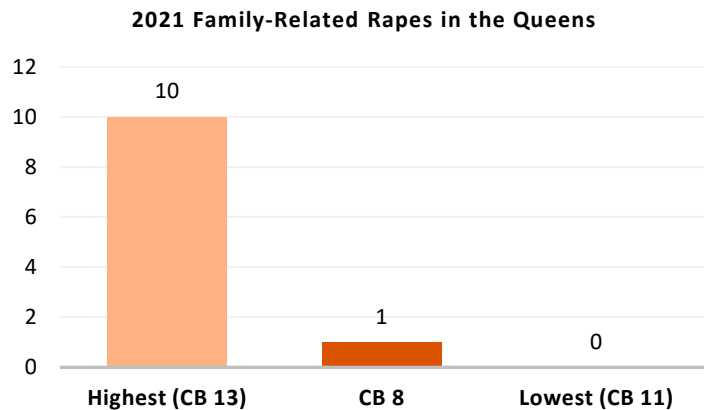
\*This percentage excludes reports with missing relationship field.



**2** In 2021, there were **20 family-related felony assaults**, comprising **25%** of the neighborhood's domestic violence felony assaults.



**3** In 2021, there was **1 family-related rape**, comprising **13%** of the neighborhood's domestic violence rapes.

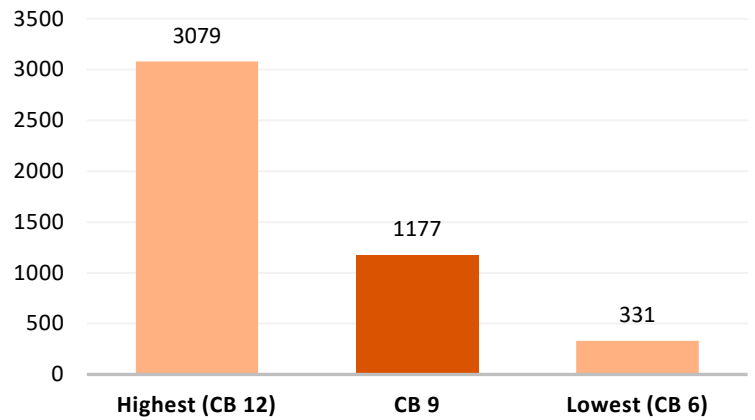


## COMMUNITY BOARD 9: Kew Gardens and Woodhaven

**1** In 2021, there were **1,177 family-related domestic incident reports** in Queens Community Board 9, comprising **40%\*** of the neighborhood's domestic incident reports.

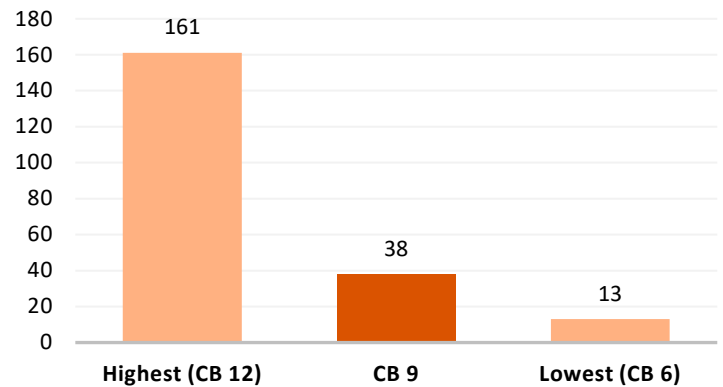
\*This percentage excludes reports with missing relationship field.

2021 Family-Related Domestic Incident Reports (DIRs) in Queens



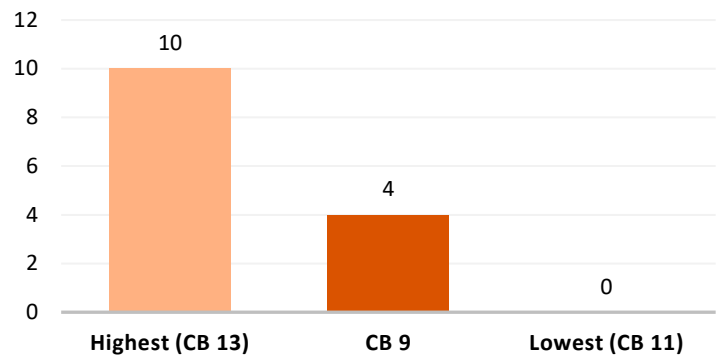
**2** In 2021, there were **38 family-related felony assaults**, comprising **34%** of the neighborhood's domestic violence felony assaults.

2021 Family-Related Felony Assaults in Queens



**3** In 2021, there were **4 family-related rapes**, comprising **44%** of the neighborhood's domestic violence rapes.

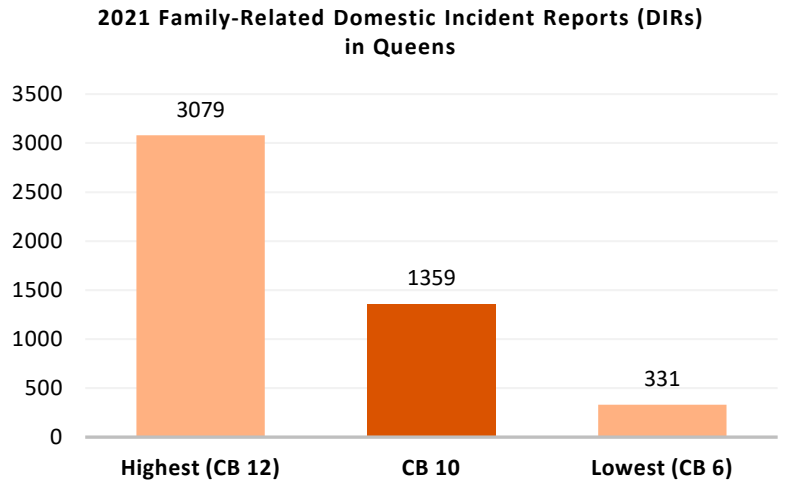
2021 Family-Related Rapes in the Queens



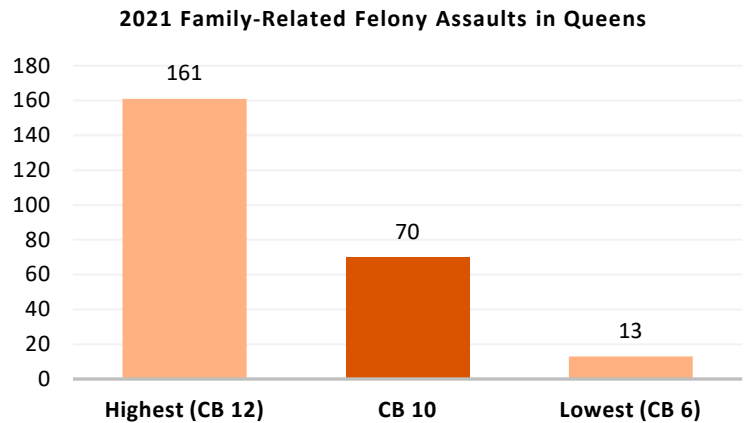
## COMMUNITY BOARD 10: South Ozone Park and Howard Beach

**1** In 2021, there were **1,359 family-related domestic incident reports** in Queens Community Board 10, comprising **41%\*** of the neighborhood's domestic incident reports.

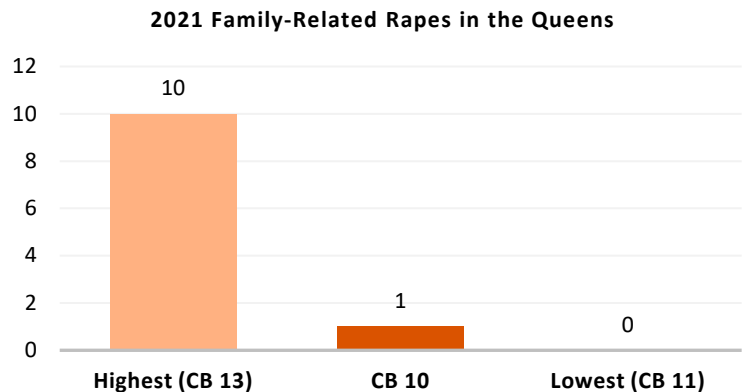
\*This percentage excludes reports with missing relationship field.



**2** In 2021, there were **70 family-related felony assaults**, comprising **40%** of the neighborhood's domestic violence felony assaults.



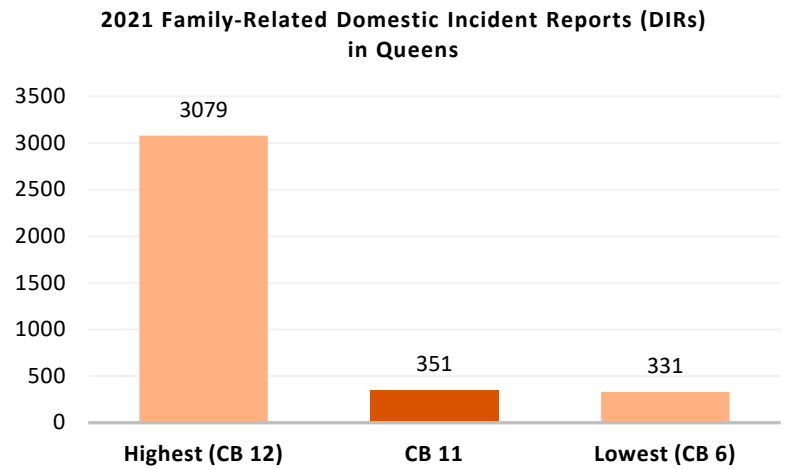
**3** In 2021, there was **1 family-related rape**, comprising **14%** of the neighborhood's domestic violence rapes.



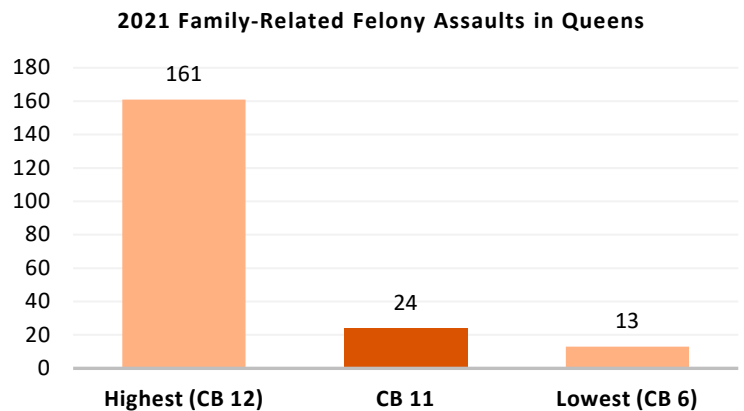
## COMMUNITY BOARD 11: Bayside and Little Neck

**1** In 2021, there were **351 family-related domestic incident reports** in Queens Community Board 11, comprising **40%\*** of the neighborhood's domestic incident reports.

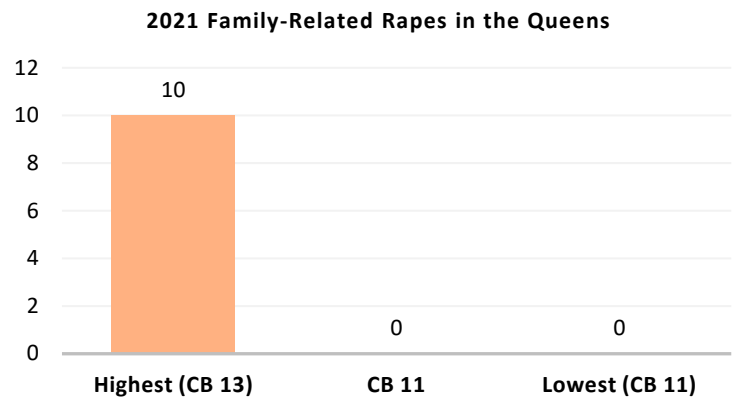
\*This percentage excludes reports with missing relationship field.



**2** In 2021, there were **24 family-related felony assaults**, comprising **40%** of the neighborhood's domestic violence felony assaults.



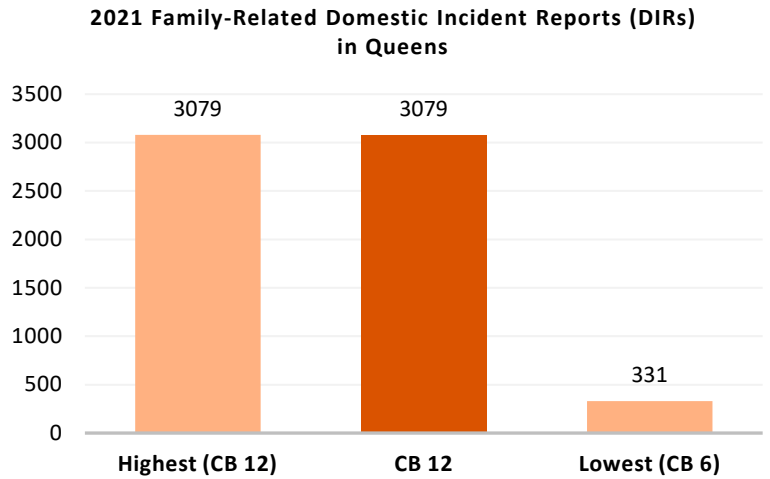
**3** In 2021, there were **0 family-related rapes**, comprising **0%** of the neighborhood's domestic violence rapes.



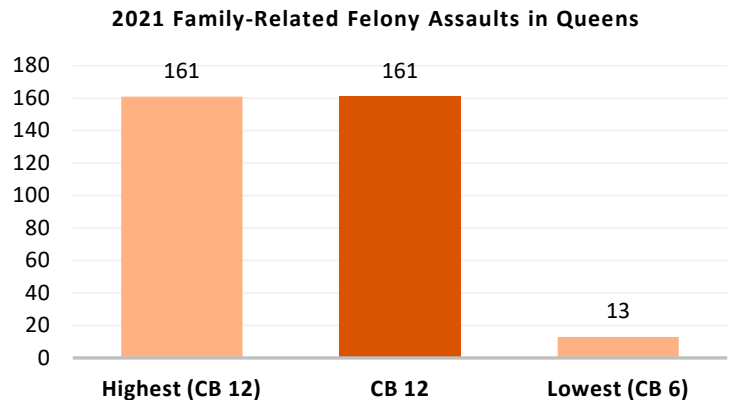
## COMMUNITY BOARD 12: Jamaica and Hollis

**1** In 2021, there were **3,079 family-related domestic incident reports** in Queens Community Board 12, comprising **42%\*** of the neighborhood's domestic incident reports.

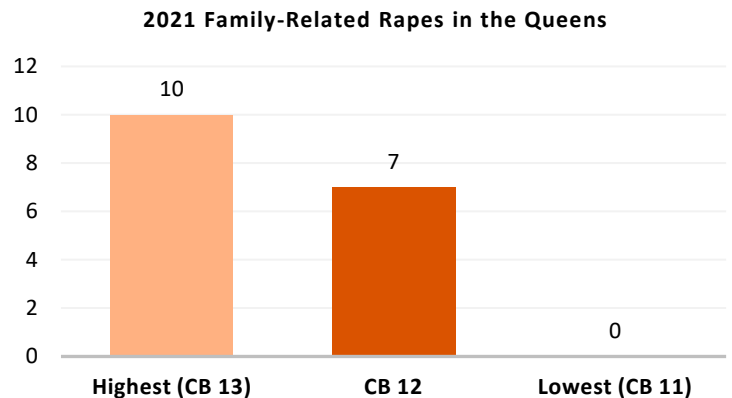
\*This percentage excludes reports with missing relationship field.



**2** In 2021, there were **161 family-related felony assaults**, comprising **36%** of the neighborhood's domestic violence felony assaults.



**3** In 2021, there were **7 family-related rapes**, comprising **28%** of the neighborhood's domestic violence rapes.

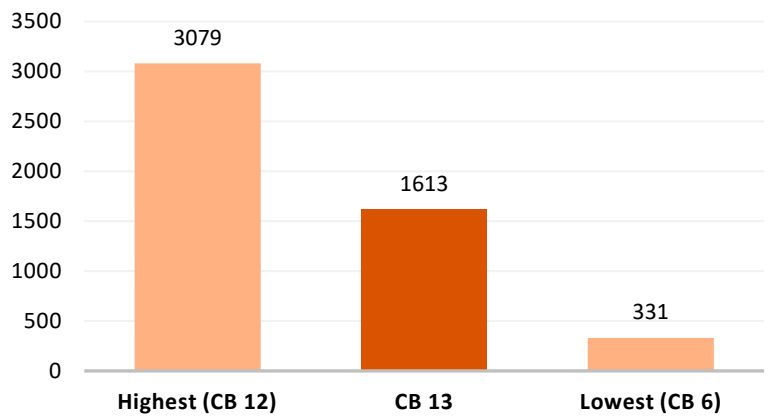


## COMMUNITY BOARD 13: Queens Village

**1** In 2021, there were **1,613 family-related domestic incident reports** in Queens Community Board 13, comprising **44%\*** of the neighborhood's domestic incident reports.

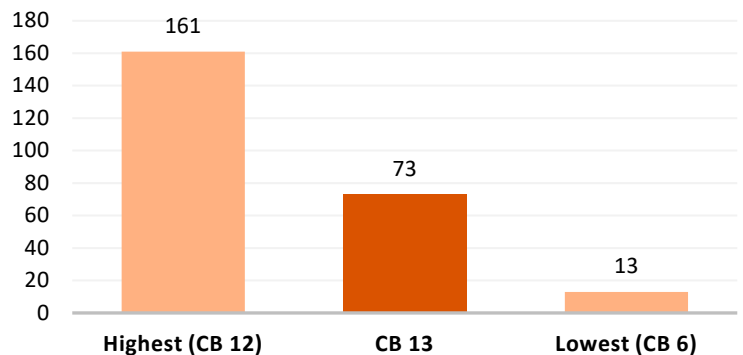
\*This percentage excludes reports with missing relationship field.

2021 Family-Related Domestic Incident Reports (DIRs) in Queens



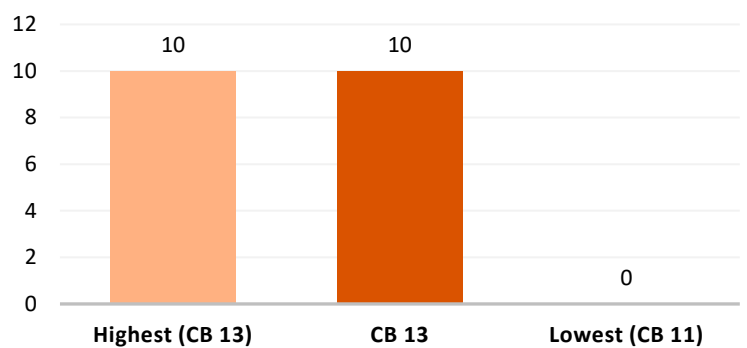
**2** In 2021, there were **73 family-related felony assaults**, comprising **39%** of the neighborhood's domestic violence felony assaults.

2021 Family-Related Felony Assaults in Queens



**3** In 2021, there were **10 family-related rapes**, comprising **45%** of the neighborhood's domestic violence rapes.

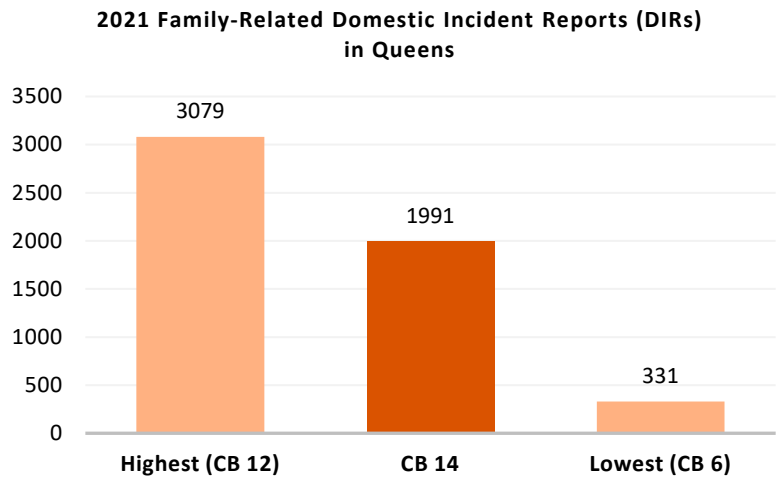
2021 Family-Related Rapes in the Queens



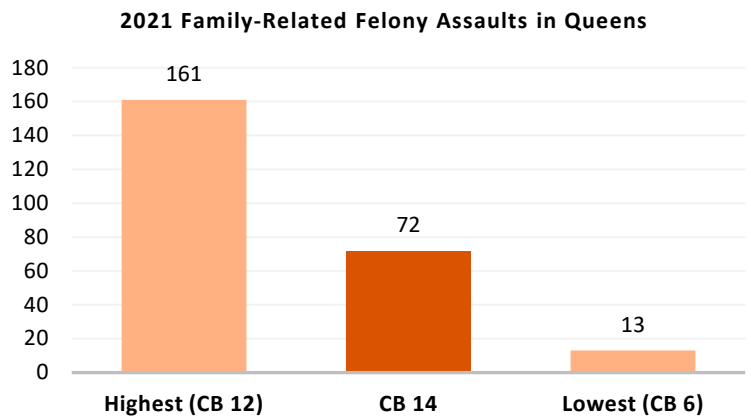
## COMMUNITY BOARD 14: Rockaway and Broad Channel

**1** In 2021, there were **1,991 family-related domestic incident reports** in Queens Community Board 14, comprising **44%\*** of the neighborhood's domestic incident reports.

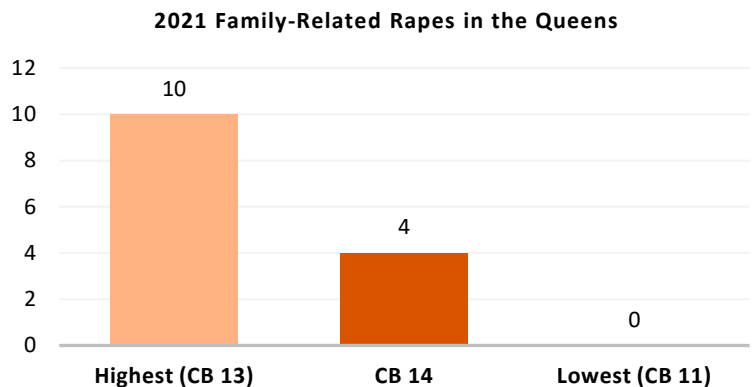
\*This percentage excludes reports with missing relationship field.



**2** In 2021, there were **72 family-related felony assaults**, comprising **37%** of the neighborhood's domestic violence felony assaults.



**3** In 2021, there were **4 family-related rapes**, comprising **36%** of the neighborhood's domestic violence rapes.



**1** In 2021, there were **4,019 family-related domestic incident reports (DIRs)** in Staten Island. These comprised **40%\*** of the borough's domestic incident reports.

\*This percentage excludes reports with missing relationship field.

**2** In 2021, there were **139 family-related felony assaults** in Staten Island. These comprised **44%** of the borough's domestic violence felony assaults.

**3** In 2021, there were **14 family-related rapes** in Staten Island. These comprised **45%** of the borough's domestic violence rapes.

## **4** **HELP IS AVAILABLE**

In the case of an emergency, call 911.

For information and non-emergency services, call 311 or the NYC Domestic Violence Hotline at 1-800-621-HOPE (4673).

Find resources and support in NYC at [nyc.gov/nychope](http://nyc.gov/nychope).

For walk-in services, visit one of the NYC Family Justice Centers.

### **NYC Family Justice Center, Staten Island**

**Address:** 126 Stuyvesant Place, Staten Island, NY 10301

Across the street from the Staten Island Ferry and Staten Island Railway.

**Bus:** S40, S42, S44, S46, S48, S51, S52, S61, S62, S66, S74, S76 and S78.

**Limited Bus:** S81, S84, S86, S90, S91, S94, S96 and S98

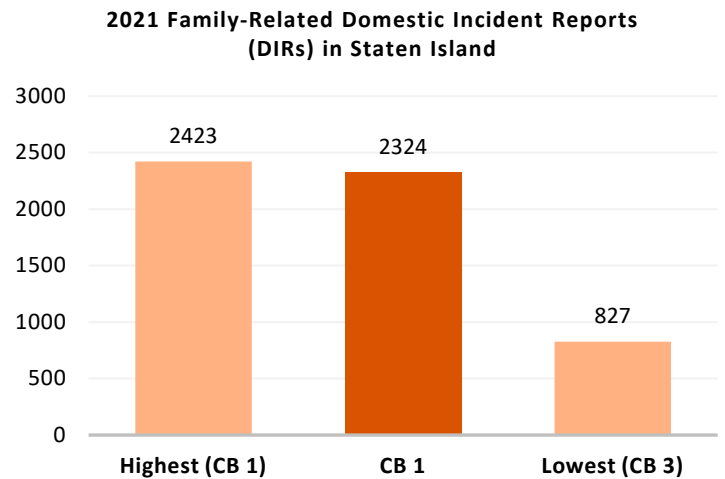
*Services are free and confidential. All are welcome regardless of gender identity or expression, sexual orientation, language, or immigration status.*



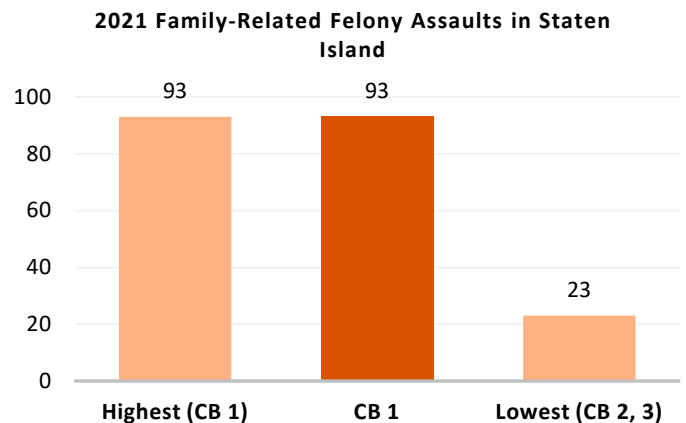
## COMMUNITY BOARD 1: St. George and Stapleton

**1** In 2021, there were **2,324 family-related domestic incident reports** in Staten Island Community Board 1, comprising **40%\*** of the neighborhood's domestic incident reports.

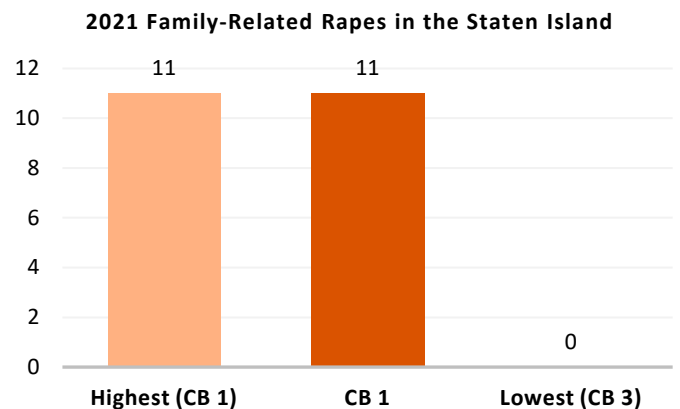
\*This percentage excludes reports with missing relationship field.



**2** In 2021, there were **93 family-related felony assaults**, comprising **43%** of the neighborhood's domestic violence felony assaults.



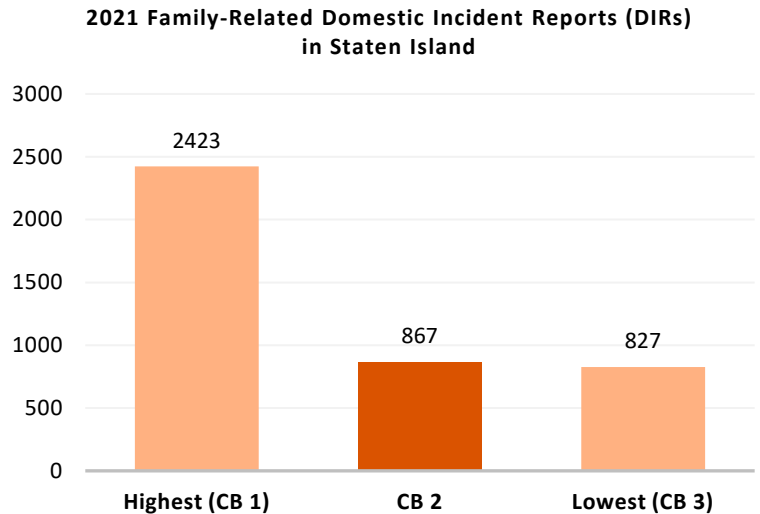
**3** In 2021, there were **11 family-related rapes**, comprising **46%** of the neighborhood's domestic violence rapes.



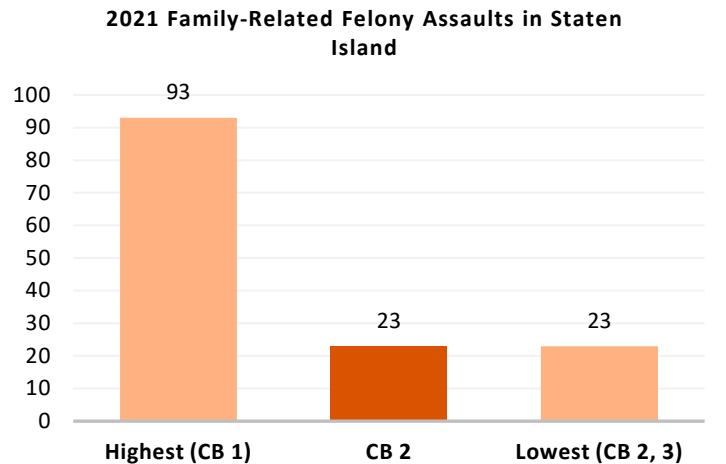
## COMMUNITY BOARD 2: South Beach and Willowbrook

**1** In 2021, there were **867 family-related domestic incident reports** in Staten Island Community Board 2, comprising **40%\*** of the neighborhood's domestic incident reports.

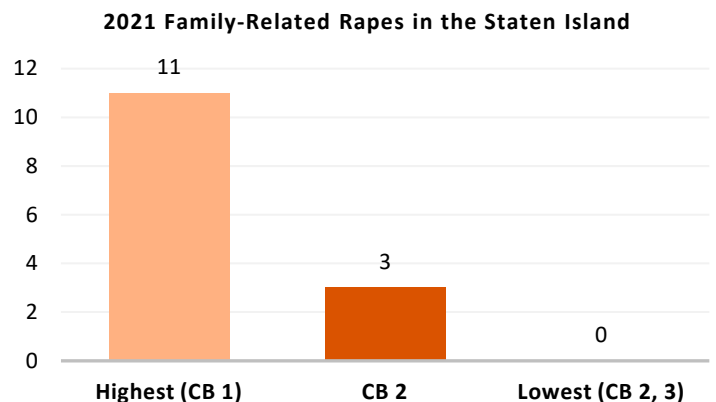
\*This percentage excludes reports with missing relationship field.



**2** In 2021, there were **23 family-related felony assaults**, comprising **37%** of the neighborhood's domestic violence felony assaults.



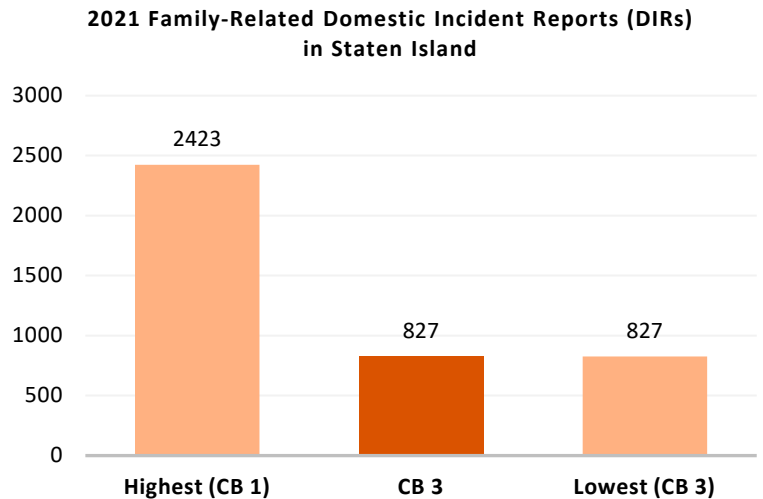
**3** In 2021, there were **3 family-related rapes**, comprising **50%** of the neighborhood's domestic violence rapes.



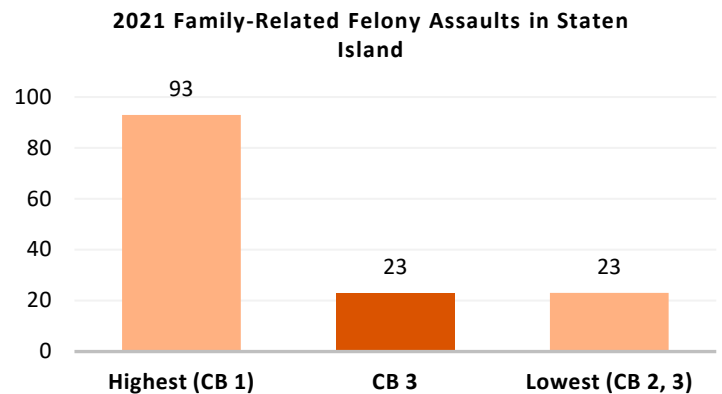
## COMMUNITY BOARD 3: Tottenville and Great Kills

**1** In 2021, there were **827 family-related domestic incident reports** in Staten Island Community Board 3, comprising **41%\*** of the neighborhood's domestic incident reports.

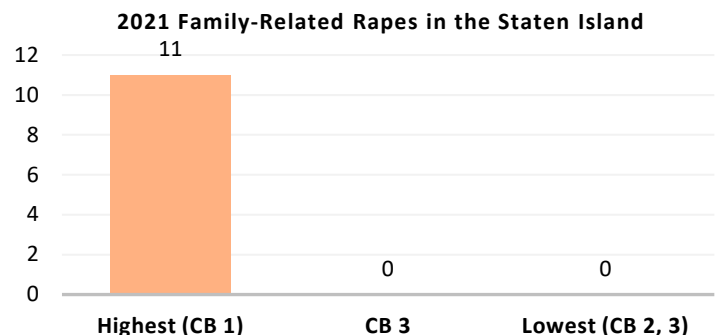
\*This percentage excludes reports with missing relationship field.



**2** In 2021, there were **23 family-related felony assaults**, comprising **55%** of the neighborhood's domestic violence felony assaults.



**3** In 2021, there were **0 family-related rapes**, comprising **0%** of the neighborhood's domestic violence rapes.



# Appendix

2021 Family-Related Domestic Incident Reports, Domestic Violence Felony Assault Offenses, and Domestic Violence Rape Offenses by Community Board District <sup>1</sup>						
Community Board (CB) District	Family-Related Domestic Incident Reports	Total Domestic Incident Reports <sup>2</sup>	Family-Related Felony Assault Offenses	Total Domestic Violence-related Felony Assault Offenses	Family-Related Rape Offenses	Total Domestic Violence-related Rape Offenses
<b>Bronx</b>						
1	2297	5510	98	259	11	14
2	929	2253	56	122	6	9
3	2298	5017	88	261	2	9
4	2257	5027	125	382	10	20
5	1737	5357	70	226	2	9
6	1435	3884	64	202	8	17
7	1647	4429	67	229	9	15
8	827	1870	18	59	4	8
9	2719	6395	136	356	16	25
10	1080	2600	42	133	1	7
11	1052	2648	46	124	5	9
12	2405	6124	115	341	8	19
Parks, airports, etc. <sup>3</sup>	5	21	0	2	0	0
CB unknown	0	18	0	0	0	0
<b>Total</b>	<b>20688</b>	<b>51153</b>	<b>925</b>	<b>2696</b>	<b>82</b>	<b>161</b>
<b>Brooklyn</b>						
1	985	2799	46	117	2	12
2	893	2351	33	100	1	5
3	2555	5651	104	282	2	11
4	987	2698	43	122	6	13

<sup>1</sup> NYC ENDGBV analyzed NYPD data on domestic violence. Incidents were separated into intimate partner violence (IPV) and family-related based on the following suspect-victim relationship categories:

IPV — boyfriend, common law husband, common law wife, divorced, ex-boyfriend, ex-girlfriend, fiance/fiancee, former intimate partner, formerly married, girlfriend, husband, intimate partner/dating, married, parents boyfriend/girlfriend, same sex partner, wife

Family-related — aunt, brother, child of victim, daughter, father, grandchild, grandfather, grandmother, guardian, in-law, mother, nephew, niece, other relative, parent of victim, relative, sister, son, step-father/mother, uncle

<sup>2</sup> This percentage excludes reports with missing relationship field.

<sup>3</sup> This category (Parks, airports, etc.) includes public parks, waterways, major governmental installations, and similar land uses which are not located within bounding community districts, indicated by the NYC Department of City Planning as Joint Interest Areas.

5	3004	7350	160	417	12	30
6	686	1631	25	67	2	3
7	490	1373	17	71	3	15
8	1335	3034	47	122	3	11
9	1264	2518	50	117	3	10
10	460	1300	16	41	3	10
11	692	1821	32	83	6	11
12	625	1439	31	71	1	5
13	1321	2939	57	155	0	6
14	1115	2836	51	157	3	14
15	790	1919	50	134	1	4
16	2544	5882	114	260	6	14
17	1752	4498	105	284	3	10
18	2041	4698	73	178	7	19
Parks, airports, etc. <sup>3</sup>	3	17	0	1	0	0
CB unknown	0	4	0	0	0	0
<b>Total</b>	<b>23542</b>	<b>56754</b>	<b>1054</b>	<b>2779</b>	<b>64</b>	<b>203</b>
<b>Manhattan</b>						
1	161	663	3	18	0	5
2	132	581	5	21	0	6
3	1518	3593	53	158	1	6
4	659	2144	28	101	1	8
5	269	1225	6	51	1	7
6	338	1062	14	64	1	3
7	838	2168	41	97	1	12
8	413	1249	18	49	2	7
9	1132	2670	47	130	0	2
10	2636	5650	132	290	5	15
11	2657	5815	124	288	3	12
12	1354	3472	69	193	2	4
Parks, airports, etc. <sup>3</sup>	2	19	0	0	0	0
CB unknown	0	-110	0	1	0	0
<b>Total</b>	<b>12109</b>	<b>30311</b>	<b>540</b>	<b>1461</b>	<b>17</b>	<b>87</b>
<b>Queens</b>						
1	1401	3589	46	156	2	14
2	551	1705	25	85	2	7
3	879	2659	43	148	5	19
4	892	2521	52	161	8	25
5	993	2526	50	156	2	6
6	331	993	13	29	1	4
7	731	2187	23	75	1	10

8	1032	2520	20	81	1	8
9	1177	2926	38	113	4	9
10	1359	3280	70	177	1	7
11	351	873	24	60	0	4
12	3079	7336	161	452	7	25
13	1613	3709	73	185	10	22
14	1991	4575	72	196	4	11
Parks, airports, etc. <sup>3</sup>	17	70	0	1	0	0
CB unknown	0	148	0	0	0	0
<b>Total</b>	<b>16337</b>	<b>41463</b>	<b>710</b>	<b>2075</b>	<b>48</b>	<b>171</b>
<b>Staten Island</b>						
1	2324	5857	93	214	11	24
2	867	2180	23	63	3	6
3	827	2026	23	42	0	1
Parks, airports, etc. <sup>3</sup>	1	5	0	0	0	0
CB unknown	0	-3	0	0	0	0
<b>Total</b>	<b>4019</b>	<b>10068</b>	<b>139</b>	<b>319</b>	<b>14</b>	<b>31</b>
<b>CITYWIDE</b>						
<b>Total</b>	<b>76695</b>	<b>189749</b>	<b>3332</b>	<b>9330</b>	<b>225</b>	<b>656</b>