

Results from NYC Feedback Citywide Customer Survey

Bronx Community Board #2

Background: Bronx Community Board #2

Population and Households

- Total Population: 46,824
- Total Households: 14,446

Gender

- Male: 47%
- Female: 53%

Race/Ethnicity

- Non-Hispanic White: 1%
- Non-Hispanic Black: 21%
- Non-Hispanic Asian: 0%
- Hispanic: 76%
- Other: 1%

Age

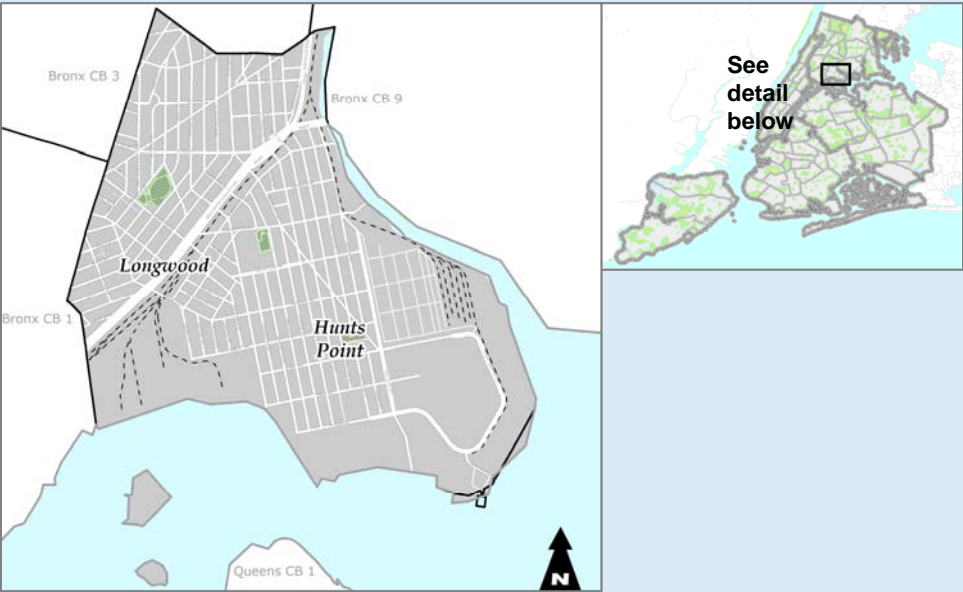
- <18 years old: 35%
- 20-64 years old: 58%
- 65+ years old: 7%

Median Annual Household Income

- \$19,607

Source: U.S. Census Bureau - 2000 Census, Population Division - New York City Department of City Planning

The Neighborhoods of the Bronx Community Board #2

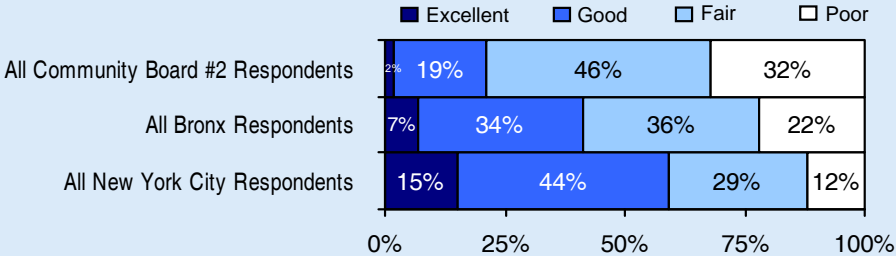


Source: NYC Planning Department

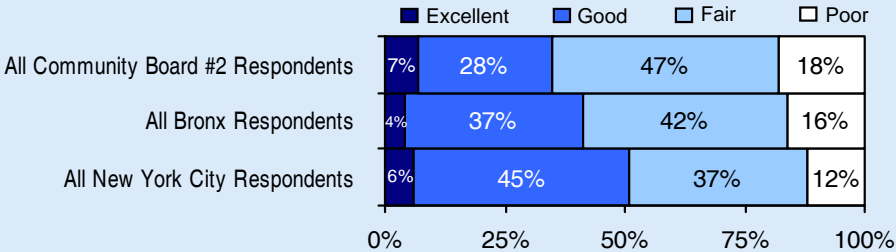
Survey Responses: Bronx Community Board #2

- 393 Responses
- 9.8% Response Rate
- ±4.9% Margin of Error (95% Confidence Interval)

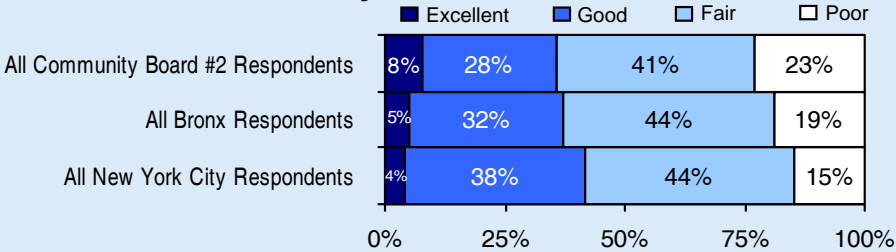
Ratings of Neighborhood as a Place to Live





Ratings of Overall Quality of Life in New York City



Ratings of Overall Quality of New York City Government Services



Index Ratings: Bronx Community Board #2 Compared to Ratings Given by All Respondents

 All Community Board #2 Respondents
 All New York City Respondents

	Excellent	Good	Fair	Poor	Index Score
Social Support Services Index	4%	21%	30%	44%	56
	4%	19%	35%	42%	58
Public Education Index	7%	33%	33%	27%	73
	6%	30%	39%	25%	75
Cleaning and Maintenance Index	8%	29%	34%	29%	71
	13%	41%	29%	17%	83
Streets and Sidewalks Index	6%	29%	37%	29%	71
	9%	36%	34%	21%	79
Mass Transit Services Index	11%	38%	36%	15%	85
	10%	42%	34%	14%	86
Neighborhood Public Safety Index	11%	33%	32%	24%	76
	18%	45%	26%	12%	89

Most Important Issues Facing New York City: Bronx Community Board #2

Survey respondents were asked to name what they thought were the three most important issues facing New York City. The three responses most commonly given by Bronx Community Board #2 respondents are listed below.

1. Housing
2. Education
3. Crime

Ratings of Neighborhood Services: Bronx Community Board #2

Survey respondents rated 24 services in their neighborhood. The highest and lowest rated services are displayed below.

Highest Rated

1. Fire protection services
2. Emergency medical services
3. Public libraries
4. Condition of street trees
5. Household garbage pick-up

Lowest Rated

1. Rat control
2. Control of street noise
3. Crime control
4. Availability of cultural activities
5. Cleanliness of your neighborhood