

# Results from NYC Feedback Citywide Customer Survey

## Bronx Community Board #10

### Background: Bronx Community Board #10

**Population and Households**

- Total Population: 114,081
- Total Households: 43,533

**Gender**

- Male: 43%
- Female: 57%

**Race/Ethnicity**

- Non-Hispanic White: 47%
- Non-Hispanic Black: 23%
- Non-Hispanic Asian: 3%
- Hispanic: 25%
- Other: 2%

**Age**

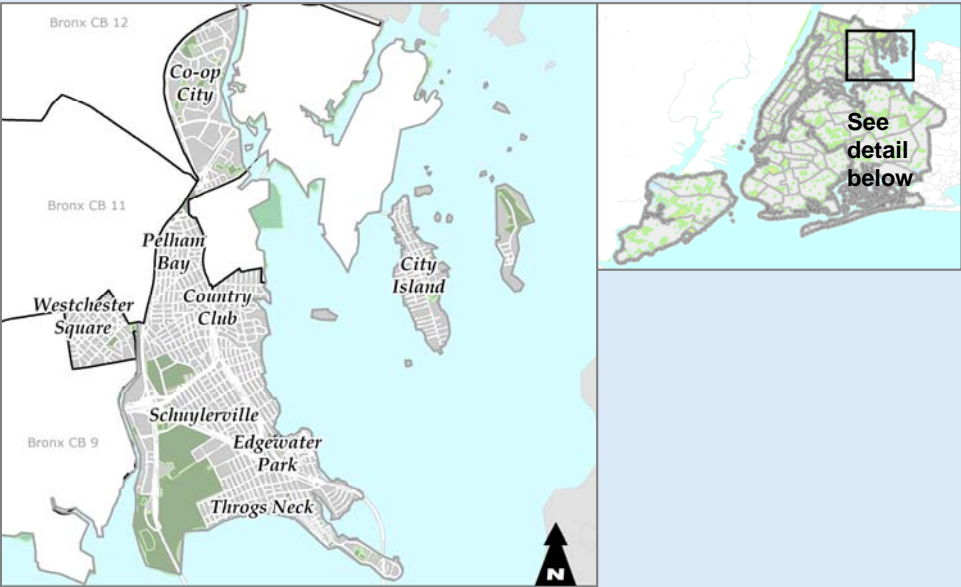
- <18 years old: 19%
- 18-54 years old: 49%
- 55+ years old: 32%

**Median Annual Household Income**

- \$51,778  
(2006 Inflation-Adjusted Dollars)

Source: U.S. Census Bureau - 2006 American Community Survey, Population Division - New York City Department of City Planning

### The Neighborhoods of Bronx Community Board #10

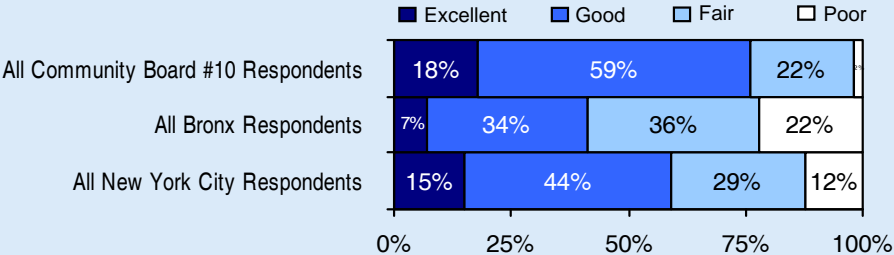


Source: NYC Planning Department

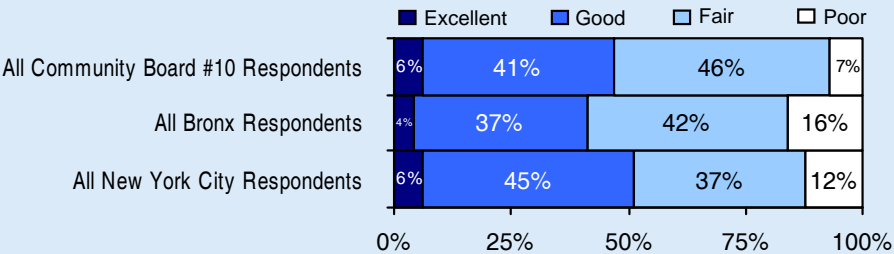
### Survey Responses: Bronx Community Board #10

- 329 Responses
- 20.2% Response Rate
- ±5.4% Margin of Error (95% Confidence Interval)

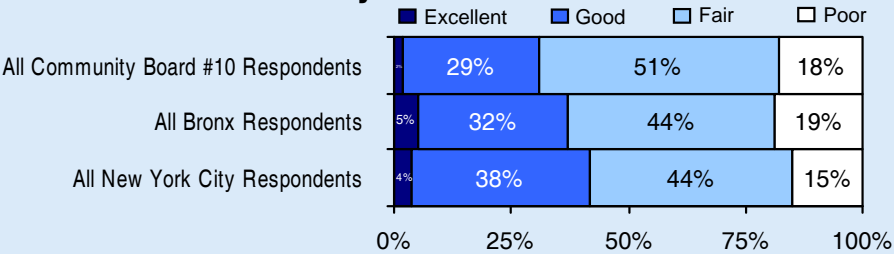
#### Ratings of Neighborhood as a Place to Live





#### Ratings of Overall Quality of Life in New York City



#### Ratings of Overall Quality of New York City Government Services



## Index Ratings: Bronx Community Board #10 Compared to Ratings Given by All Respondents

 All Community Board #10 Respondents  
 All New York City Respondents

	Excellent	Good	Fair	Poor	Index Score
Social Support Services Index	2%	19%	32%	47%	53
	4%	19%	35%	42%	58
Public Education Index	4%	24%	44%	28%	72
	6%	30%	39%	25%	75
Cleaning and Maintenance Index	21%	46%	24%	10%	90
	13%	41%	29%	17%	83
Streets and Sidewalks Index	11%	43%	31%	14%	86
	9%	36%	34%	21%	79
Mass Transit Services Index	10%	42%	37%	11%	89
	10%	42%	34%	14%	86
Neighborhood Public Safety Index	21%	47%	26%	6%	94
	18%	45%	26%	12%	89

## Most Important Issues Facing New York City: Bronx Community Board #10

Survey respondents were asked to name what they thought were the three most important issues facing New York City. The three responses most commonly given by Bronx Community Board #10 respondents are listed below.

1. Crime
2. Housing
3. Education

## Ratings of Neighborhood Services: Bronx Community Board #10

Survey respondents rated 24 services in their neighborhood. The highest and lowest rated services are displayed below.

### Highest Rated

1. Fire protection services
2. Emergency medical services
3. Household garbage pick-up
4. Cleanliness of your neighborhood
5. Recycling services

### Lowest Rated

1. Availability of cultural activities
2. Storm water drainage and sewer maintenance
3. Maintenance of streets and roads
4. Graffiti control
5. Pedestrian safety (crossing intersections)