

# Results from NYC Feedback Citywide Customer Survey

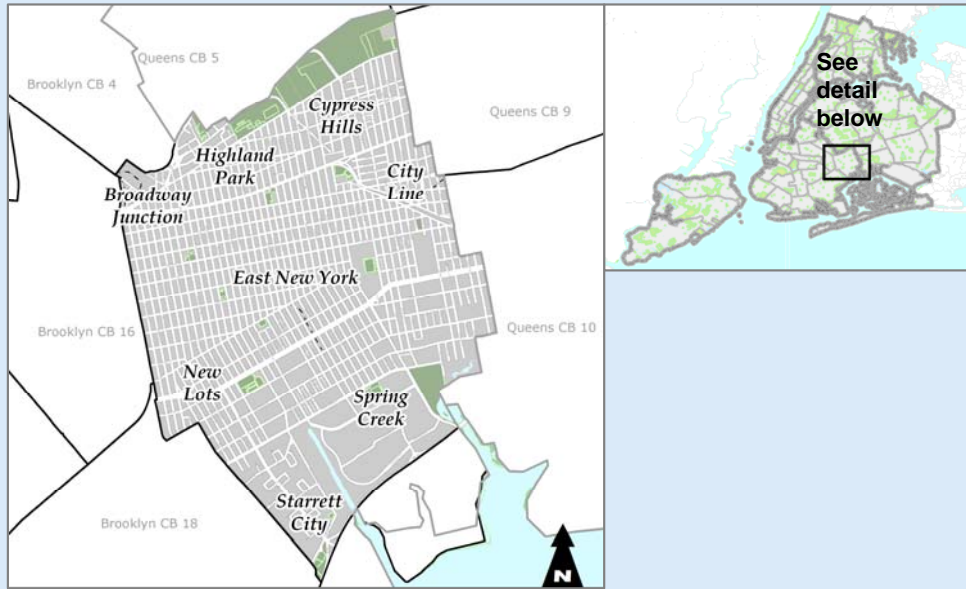
## Brooklyn Community Board #5

### Background: Brooklyn Community Board #5

<p><b>Population and Households</b></p> <ul style="list-style-type: none"> <li>• Total Population: 161,064</li> <li>• Total Households: 49,800</li> </ul>	<p><b>Gender</b></p> <ul style="list-style-type: none"> <li>• Male: 44%</li> <li>• Female: 56%</li> </ul>	<p><b>Race/Ethnicity</b></p> <ul style="list-style-type: none"> <li>• Non-Hispanic White: 5%</li> <li>• Non-Hispanic Black: 46%</li> <li>• Non-Hispanic Asian: 6%</li> <li>• Hispanic: 39%</li> <li>• Other: 5%</li> </ul>
<p><b>Median Annual Household Income</b></p> <ul style="list-style-type: none"> <li>• \$28,067</li> <li>(2006 Inflation-Adjusted Dollars)</li> </ul>	<p><b>Age</b></p> <ul style="list-style-type: none"> <li>• &lt;18 years old: 32%</li> <li>• 18-54 years old: 52%</li> <li>• 55+ years old: 16%</li> </ul>	

Source: U.S. Census Bureau - 2006 American Community Survey, Population Division - New York City Department of City Planning

### The Neighborhoods of Brooklyn Community Board #5

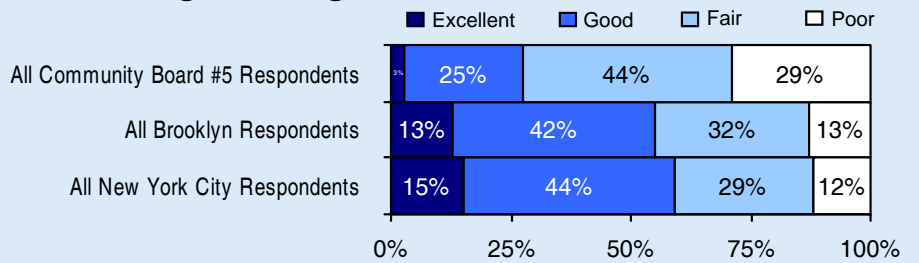


Source: NYC Planning Department

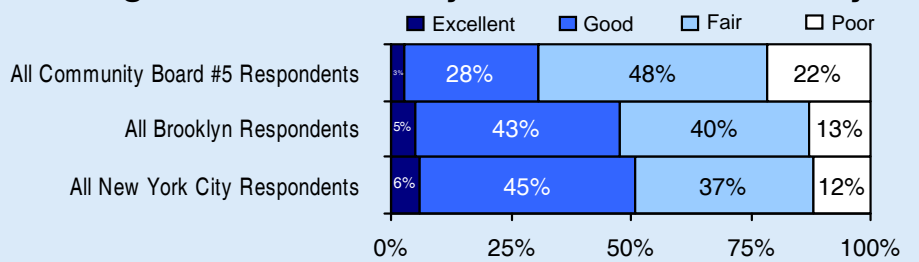
### Survey Responses: Brooklyn Community Board #5

- 485 Responses
- 12.5% Response Rate
- ±4.4% Margin of Error (95% Confidence Interval)

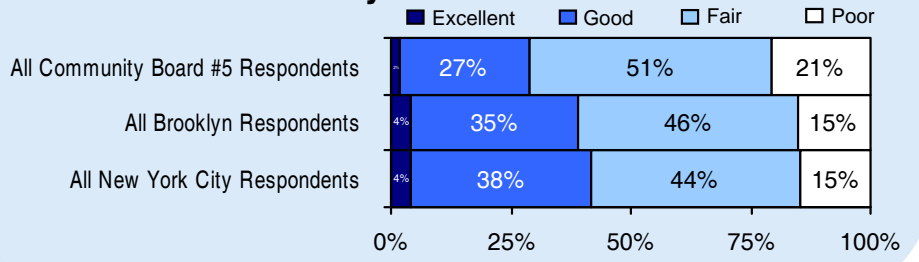
#### Ratings of Neighborhood as a Place to Live



#### Ratings of Overall Quality of Life in New York City



#### Ratings of Overall Quality of New York City Government Services



## Index Ratings: Brooklyn Community Board #5 Compared to Ratings Given by All Respondents

All Community Board #5 Respondents  
 All New York City Respondents

	Excellent	Good	Fair	Poor	Index Score
<b>Social Support Services Index</b>	3%	15%	34%	48%	<b>52</b>
	4%	19%	35%	42%	<b>58</b>
<b>Public Education Index</b>	3%	29%	40%	27%	<b>73</b>
	6%	30%	39%	25%	<b>75</b>
<b>Cleaning and Maintenance Index</b>	10%	34%	31%	26%	<b>74</b>
	13%	41%	29%	17%	<b>83</b>
<b>Streets and Sidewalks Index</b>	7%	27%	34%	31%	<b>69</b>
	9%	36%	34%	21%	<b>79</b>
<b>Mass Transit Services Index</b>	6%	39%	38%	18%	<b>82</b>
	10%	42%	34%	14%	<b>86</b>
<b>Neighborhood Public Safety Index</b>	11%	35%	33%	21%	<b>79</b>
	18%	45%	26%	12%	<b>89</b>

## Most Important Issues Facing New York City: Brooklyn Community Board #5

Survey respondents were asked to name what they thought were the three most important issues facing New York City. The three responses most commonly given by Brooklyn Community Board #5 respondents are listed below.

1. Crime
2. Housing
3. Education

## Ratings of Neighborhood Services: Brooklyn Community Board #5

Survey respondents rated 24 services in their neighborhood. The highest and lowest rated services are displayed below.

### Highest Rated

1. Fire protection services
2. Emergency medical services
3. Household garbage pick-up
4. Recycling services
5. Condition of street trees

### Lowest Rated

1. Availability of cultural activities
2. Control of street noise
3. Maintenance of streets and roads
4. Rat control
5. Graffiti control