

# Results from NYC Feedback Citywide Customer Survey

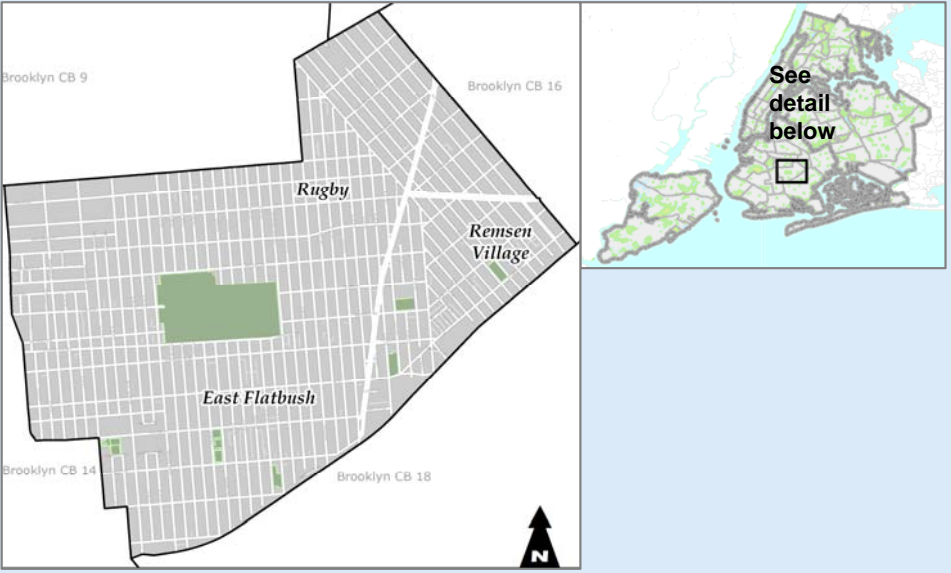
## Brooklyn Community Board #17

### Background: Brooklyn Community Board #17

<p><b>Population and Households</b></p> <ul style="list-style-type: none"> <li>• Total Population: 147,390</li> <li>• Total Households: 47,895</li> </ul>	<p><b>Gender</b></p> <ul style="list-style-type: none"> <li>• Male: 43%</li> <li>• Female: 57%</li> </ul>	<p><b>Race/Ethnicity</b></p> <ul style="list-style-type: none"> <li>• Non-Hispanic White: 1%</li> <li>• Non-Hispanic Black: 90%</li> <li>• Non-Hispanic Asian: 0%</li> <li>• Hispanic: 6%</li> <li>• Other: 3%</li> </ul>
<p><b>Median Annual Household Income</b></p> <ul style="list-style-type: none"> <li>• \$41,503 (2006 Inflation-Adjusted Dollars)</li> </ul>	<p><b>Age</b></p> <ul style="list-style-type: none"> <li>• &lt;18 years old: 26%</li> <li>• 18-54 years old: 51%</li> <li>• 55+ years old: 23%</li> </ul>	

Source: U.S. Census Bureau - 2006 American Community Survey, Population Division - New York City Department of City Planning

### The Neighborhoods of Brooklyn Community Board #17

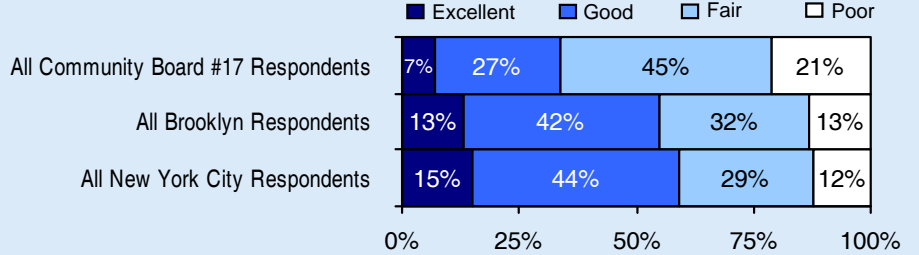


Source: NYC Planning Department

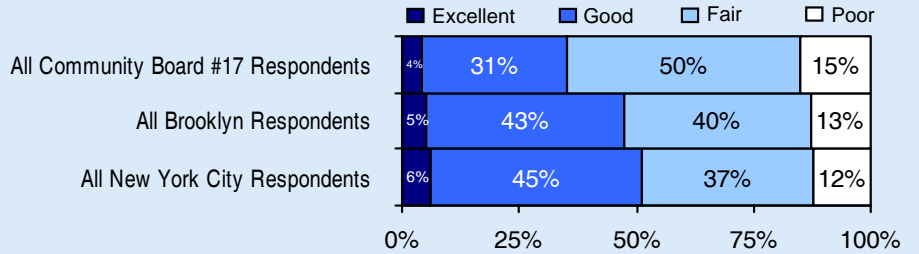
### Survey Responses: Brooklyn Community Board #17

- 264 Responses
- 10.5% Response Rate
- ±6.0% Margin of Error (95% Confidence Interval)

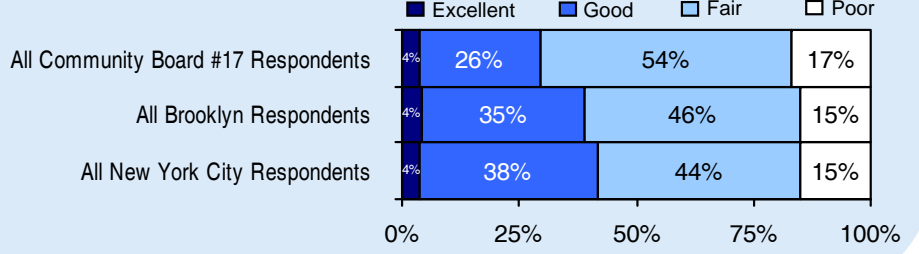
#### Ratings of Neighborhood as a Place to Live



#### Ratings of Overall Quality of Life in New York City



#### Ratings of Overall Quality of New York City Government Services



## Index Ratings: Brooklyn Community Board #17 Compared to Ratings Given by All Respondents

All Community Board #17 Respondents  
 All New York City Respondents

	Excellent	Good	Fair	Poor	Index Score
<b>Social Support Services Index</b>	3%	11%	34%	51%	<b>49</b>
	4%	19%	35%	42%	<b>58</b>
<b>Public Education Index</b>	5%	24%	48%	23%	<b>77</b>
	6%	30%	39%	25%	<b>75</b>
<b>Cleaning and Maintenance Index</b>	8%	33%	40%	19%	<b>81</b>
	13%	41%	29%	17%	<b>83</b>
<b>Streets and Sidewalks Index</b>	7%	28%	39%	26%	<b>74</b>
	9%	36%	34%	21%	<b>79</b>
<b>Mass Transit Services Index</b>	8%	31%	40%	21%	<b>79</b>
	10%	42%	34%	14%	<b>86</b>
<b>Neighborhood Public Safety Index</b>	10%	34%	38%	17%	<b>83</b>
	18%	45%	26%	12%	<b>89</b>

## Most Important Issues Facing New York City: Brooklyn Community Board #17

Survey respondents were asked to name what they thought were the three most important issues facing New York City. The three responses most commonly given by Brooklyn Community Board #17 respondents are listed below.

1. Housing
2. Jobs
3. Crime

## Ratings of Neighborhood Services: Brooklyn Community Board #17

Survey respondents rated 24 services in their neighborhood. The highest and lowest rated services are displayed below.

### Highest Rated

1. Fire protection services
2. Emergency medical services
3. Household garbage pick-up
4. Recycling services
5. Parking enforcement

### Lowest Rated

1. Control of street noise
2. Rat control
3. Availability of cultural activities
4. Crime control
5. Removal of snow from city streets