

EDUCATION INITIATIVES

Attaining self-sufficiency and competing in the labor market require an educational foundation. People with a college education earn substantially more than those who did not complete high school. An individual who earns a high school diploma or high school equivalency (HSE) diploma will increase lifetime earnings by approximately \$331,000. Continuing on to earn an associate’s degree increases lifetime earnings by an additional \$423,000.¹

To meet the needs of diverse populations of New Yorkers, CEO offers a range of solutions, including: mentoring youth transitioning to high school, basic literacy programs for disconnected young adults, HSE exam programs, and higher education programs that increase graduation rates for community college students. Several programs provide support services, incentives, and/or paid internships to reduce barriers to completion and promote degree attainment. CEO tracks program participation and measures success by assessing educational gains in grade levels and attainment of a HSE diploma, high school diploma, or college degree.

► College

CUNY Accelerated Study in Associate Programs (ASAP) (CUNY)

Assists students in earning associate’s degrees within three years by providing a range of academic and support services. ASAP targets students who need one or two developmental courses at the beginning of the program.

START DATE: 09/2007 | FY 2015 BUDGET: \$7,400,000 (CUNY & CEO) | STATUS: Successful (2010) | SITES: 6

	FY 15 Actual	FY 15 Comparison Group
Enrollees Cohort 7 (Entered Fall 2013) ²	1,847	1,837
Cohort 6 (Fall 2012) Graduation Rate after Three Years	55.4%	28.9%
Cohort 5 (Fall 2011) Graduation Rate after Three Years	57.1%	24.8%
Cohort 4 (Fall 2010) Graduation Rate after Three Years	44.5%	20.1%
Cohort 3 (Spring 2010) Graduation Rate after Three Years	47.4%	19.9%
Cohort 2 (Fall 2009) Graduation Rate after Three Years	55.5%	22.3%
Cohort 1 (Fall 2007) Graduation Rate after Three Years	54.9%	24.1%

► Pre-HSE & HSE

Young Adult Literacy Program (YAL) / Community Education Pathways to Success (CEPS) (DYCD/BPL/NYPL/QPL/DOP)

Tailors instruction to the needs and interests of disconnected young adults who read at pre-HSE (fourth to eighth grade) levels. Expanded in October 2011 as part of YMI; DOP launched Community Education Pathways to Success (CEPS) in February 2012, a similar, privately-funded literacy program for probationers. CEPS sites ceased operations in the 3rd Quarter of FY15 following the expiration of private funding in January 2015.

START DATE: 05/2008³ | FY 2015 BUDGET: \$3,732,583 (CEO, YMI, & YMI Private) | STATUS: Implementation | SITES: 20

	FY 15 Actual	FY 15 Target	FY 14 Actual ⁴	FY 12-15 Trends
New Enrollees	713	-	859	
Placed in Internships	342	-	546	
Gained 1 or More Literacy Grade Level ⁵	39% (275/713)	55%	38% (329/859)	
Gained 1 or More Numeracy Grade Level ⁵	37% (266/713)	55%	25% (219/859)	
Graduated to Higher-level HSE Courses	57	-	103	
Placed in a Job or Training	10	-	79	

► Mentoring

Cornerstone Mentoring (DYCD)

Group mentoring program that engages middle school youth who reside in NYCHA communities and the surrounding areas. Mentoring participants take part in discussion groups, community service projects, and group outings.

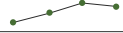



START DATE: 01/2012 | FY 2015 BUDGET: \$1,000,000 (YMI) | STATUS: Implementation | SITES: 25

	FY 15 Actual	FY 15 Target	FY 14 Actual	FY 12-15 Trends
Program Participants	303	303	254	
Mentors	81	75	78	
Mentoring Activity Hours	27,671	20,250	20,250	

IMPACT (Improving My Progress At College Today) Peer Mentoring (CUNY)

Trains HSE graduates who are enrolled in college to serve as mentors for current HSE students. IMPACT mentors provide peer support for recent HSE graduates currently enrolled in college.

START DATE: 01/2012 | FY 2015 BUDGET: \$270,000 (YMI) with additional Federal Funding | STATUS: Implementation | SITES: 2

	FY 15 Actual	FY 15 Target	FY 14 Actual	FY 12-14 Trends
New Enrollees	877	270	1,029	
HSE Exam Takers	262	133	295	
HSE Exam Passers	149	107	200	
Enrolled in College	57	32	44	

See Also: See Also: Justice Community (Justice), Justice Scholars (Justice), NYC Justice Corps (Justice), Project Rise (Social Innovation Fund), Teen Action (Health), and Young Adult Internship Program (Employment).

¹ Carnevale, A., Rose, S., and Cheah, B. (2011) The College Payoff: Education, Occupations, Lifetime Earnings. The Georgetown University Center on Education and the Workforce. Retrieved from: <https://www2.ed.gov/policy/highered/reg/hearulemaking/2011/collegepayoff.pdf>

² Indicators shown reflect the most recent outcomes for each cohort. Three-year graduation rates are only available for Cohorts 1 to 6. Cohort 7 does not have any graduation data, as the cohort has not reached the two-and-a-half year mark yet.

³ YMI funded an expansion in FY 2012. YAL began as a CEO pilot in FY 2008. Note, that three site locations operated both YAL and CEPS. CEPS sites ceased operations in FY 2015 Q3 following the expiration of private funding in January 2015.

⁴ In FY 2014, performance was adversely affected by three CEPS providers with low enrollment closing on December 31, 2013 and YAL experienced key staff turnover at several programs. An RFP was released to select a new set of YAL providers for FY 2015.

⁵ Literacy and Numeracy Gains reflect the number of full grade level gains achieved, but do not reflect participants that achieved partial grade-level gains in the reporting period. Trendlines reflect the number receiving gains, not the rate.

⁶ FY 2014 enrollment climbed due to high demand for HSE prep services in advance of transition from GED to TASC exam.