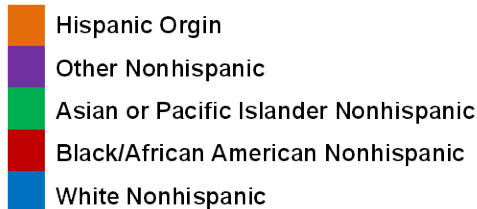


Manhattan 2003 City Council Districts Total Population, 2000 and 2010 By Mutually Exclusive Race and Hispanic Origin


Legend



— City Council District Boundary

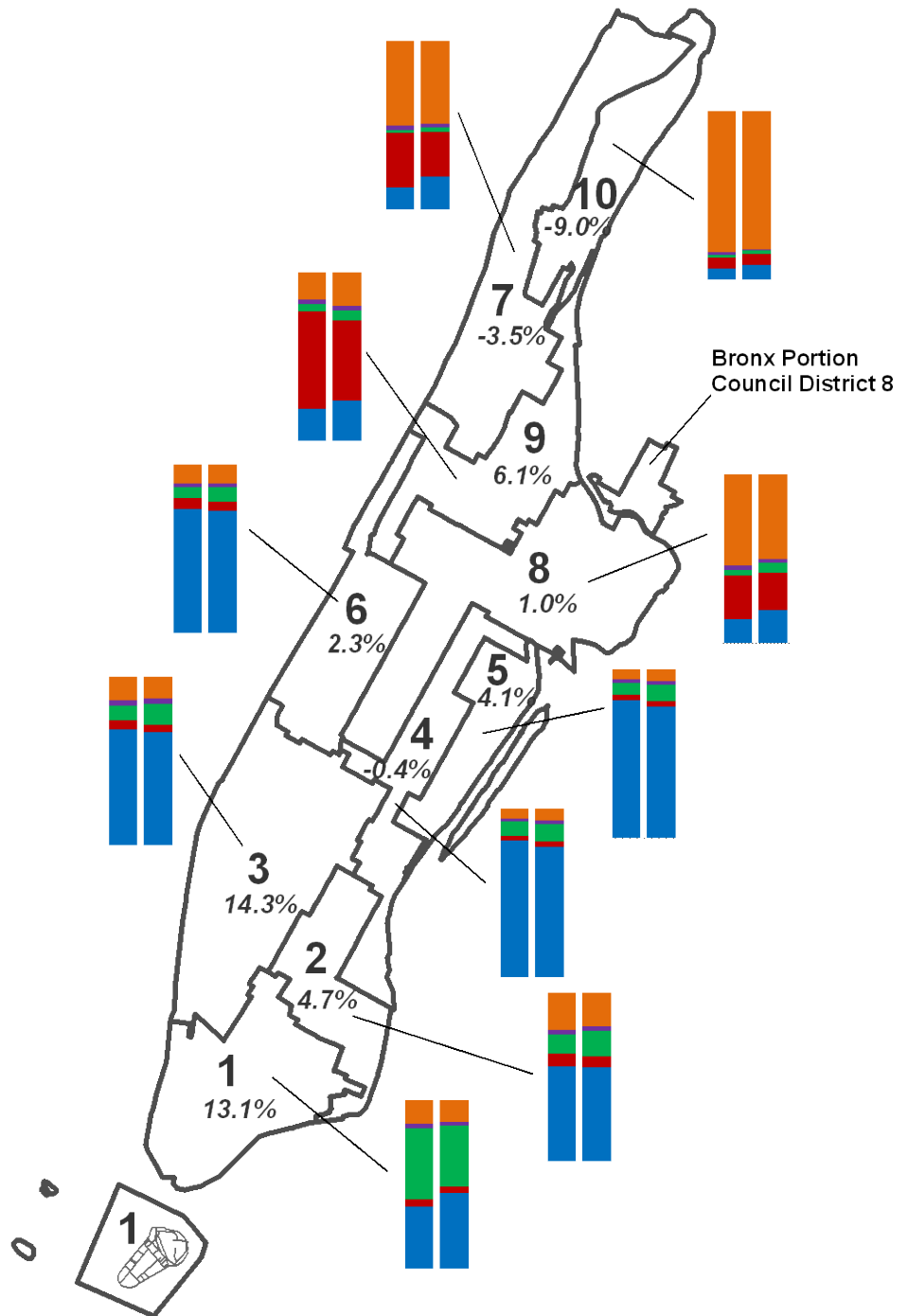
2 City Council District

4.7% Percent Change 2000 - 2010



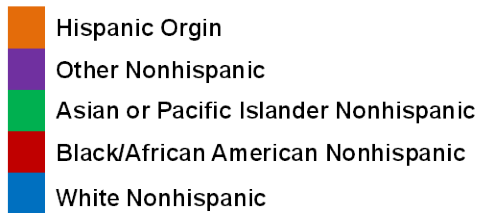
2000 2010
Manhattan
3.2%

- CD1 Margaret Chin
- CD2 Rosie Mendez
- CD3 Christine C. Quinn
- CD4 Daniel R. Garodnick
- CD5 Jessica S. Lappin
- CD6 Gale A. Brewer
- CD7 Robert Jackson
- CD8 Melissa Mark Viverito
- CD9 Inez E. Dickens
- CD10 Ydanis Rodriguez



Bronx 2003 City Council Districts Total Population, 2000 and 2010 By Mutually Exclusive Race and Hispanic Origin

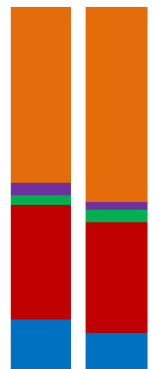
Legend



— City Council District Boundary

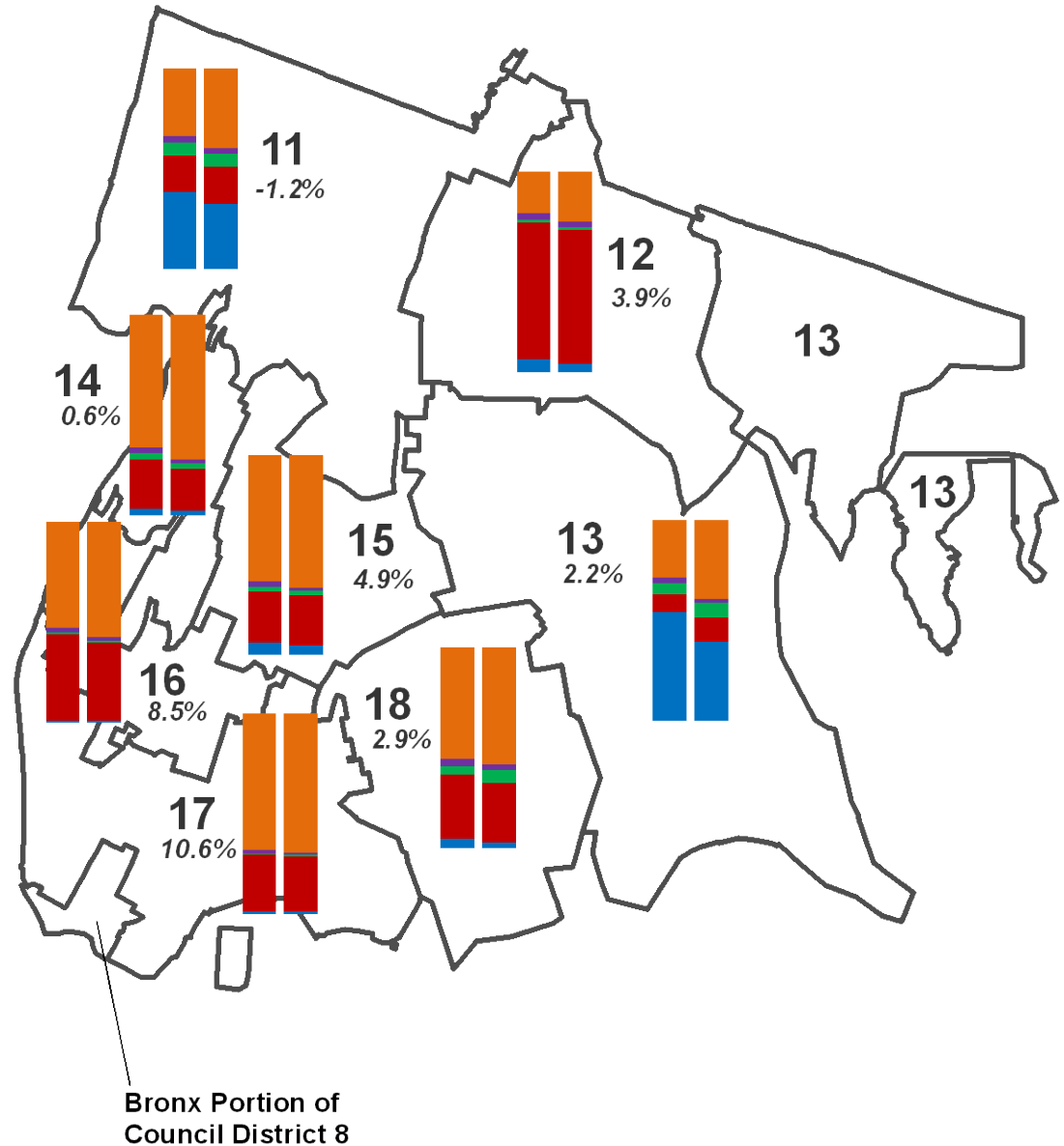
18 City Council District

2.9% Percent Change 2000 - 2010



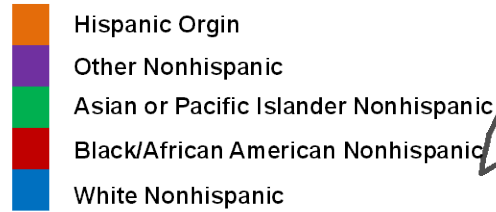
2000 2010
Bronx
3.9%

- CD11 G. Oliver Koppell
- CD12 Larry B. Seabrook
- CD13 James Vacca
- CD14 Fernando Cabrera
- CD15 Joel Rivera
- CD16 Helen D. Foster
- CD17 Maria del Carmen Arroyo
- CD18 Annabel Palma



Queens 2003 City Council Districts Total Population, 2000 and 2010 By Mutually Exclusive Race and Hispanic Origin


Legend



— City Council District Boundary

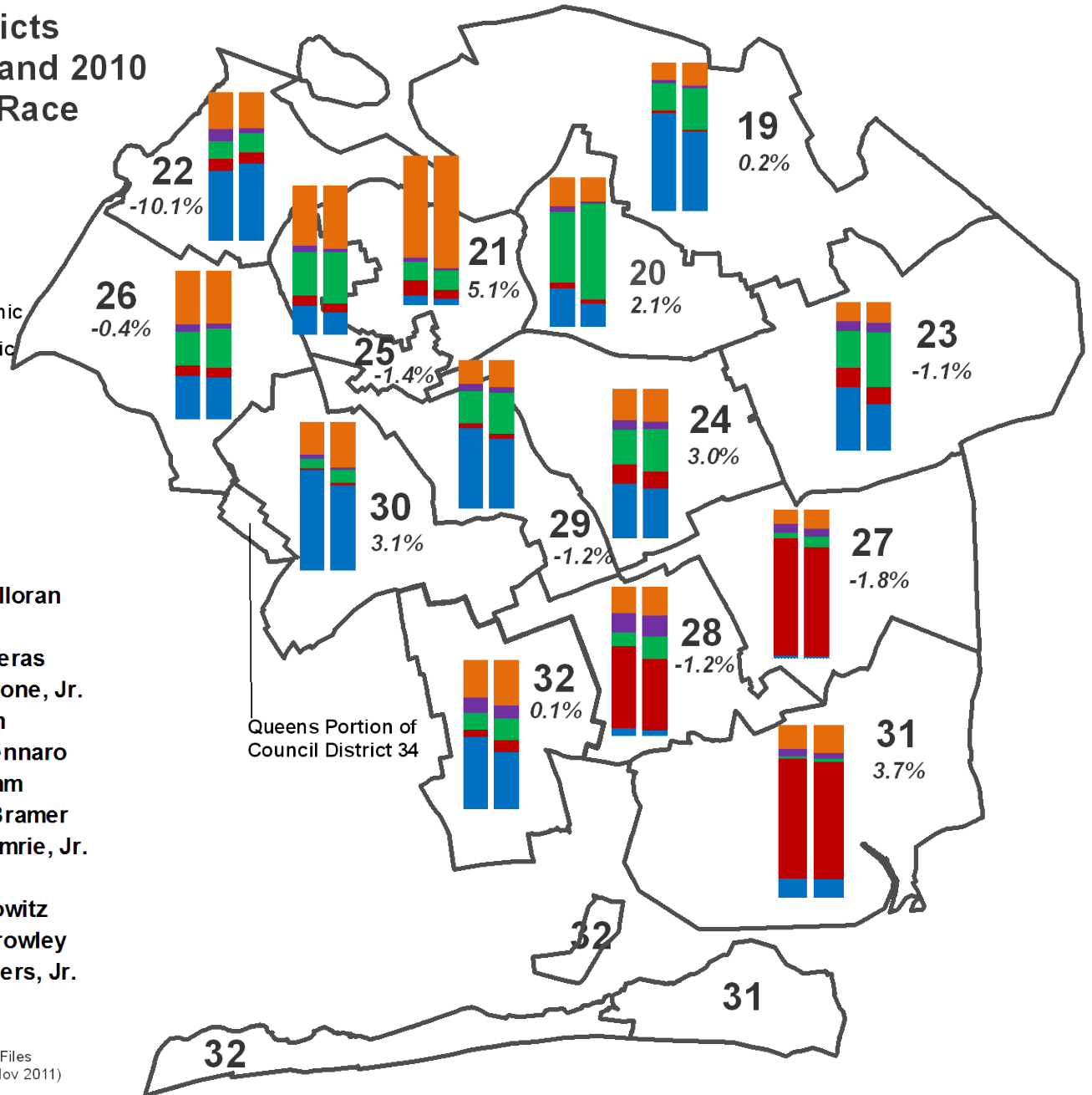
30 City Council District

3.1% Percent Change 2000 - 2010



2000 2010
Queens
0.1%

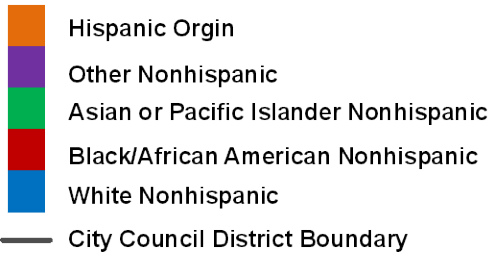
- CD19 Daniel J. Halloran
- CD20 Peter Koo
- CD21 Julissa Ferreras
- CD22 Peter F. Vallone, Jr.
- CD23 Mark Weprin
- CD24 James F. Gennaro
- CD25 Daniel Dromm
- CD26 Jimmy Van Bramer
- CD27 Leroy G. Comrie, Jr.
- CD28 Ruben Wills
- CD29 Karen Koslowitz
- CD30 Elizabeth Crowley
- CD31 James Sanders, Jr.
- CD32 Eric Ulrich



Queens Portion of
Council District 34

Brooklyn 2003 City Council Districts Total Population, 2000 and 2010 By Mutually Exclusive Race and Hispanic Origin

Legend

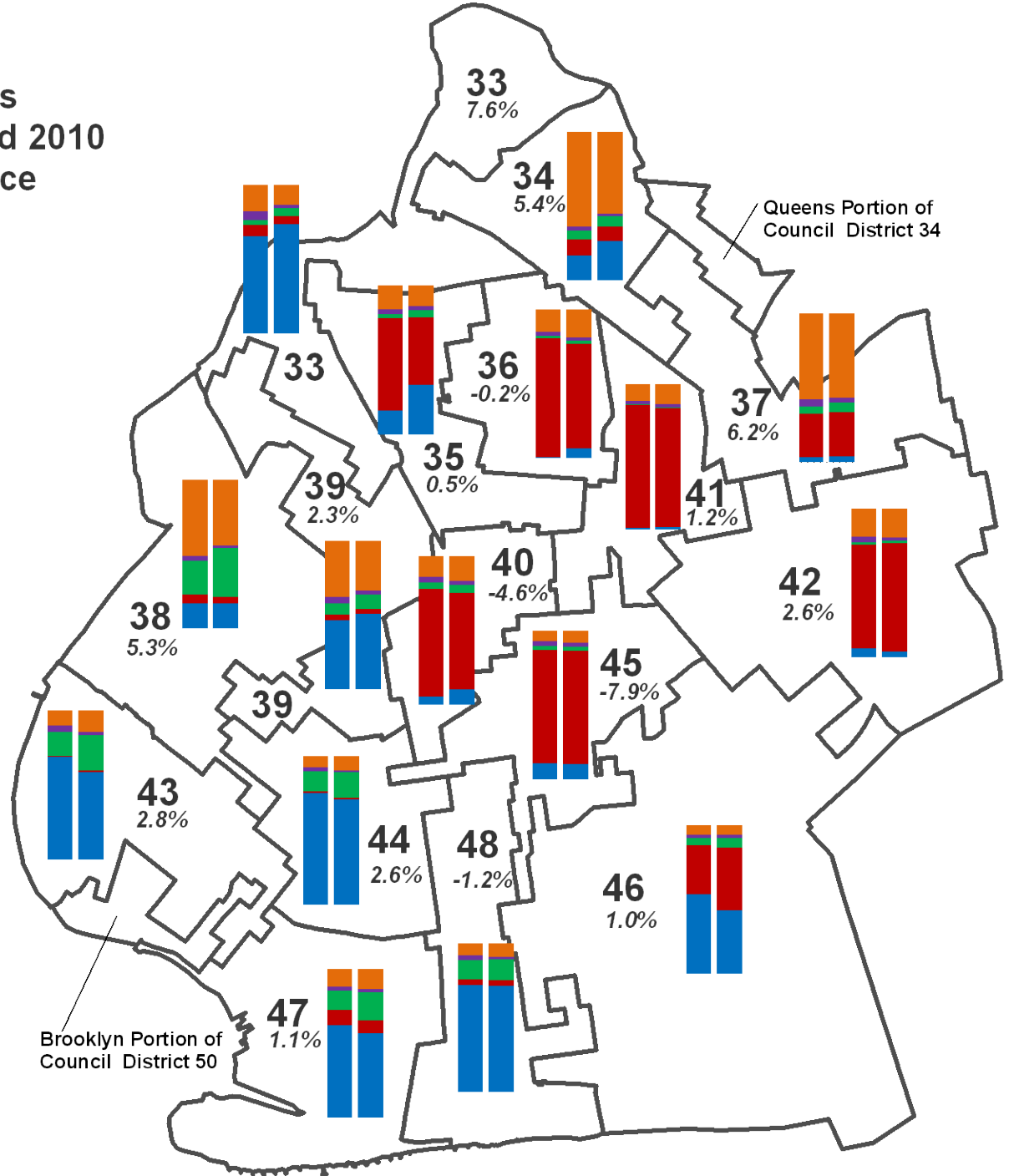


33 City Council District
7.6% Percent Change 2000 - 2010



2000 2010
Brooklyn
1.6%

- CD33 Stephen Levin
- CD34 Diana Reyna
- CD35 Letitia James
- CD36 Albert Vann
- CD37 Erik Martin Dilan
- CD38 Sara M. Gonzalez
- CD39 Brad Lander
- CD40 Mathieu Eugene
- CD41 Darlene Mealy
- CD42 Charles Barron
- CD43 Vincent J. Gentile
- CD44 David G. Greenfield
- CD45 Jumaane D. Williams
- CD46 Lewis A. Fidler
- CD47 Domenic M. Recchia, Jr.
- CD48 Michael C. Nelson



Staten Island 2003 City Council Districts Total Population, 2000 and 2010 By Mutually Exclusive Race and Hispanic Origin

Legend

- Hispanic Origin
- Other Nonhispanic
- Asian or Pacific Islander Nonhispanic
- Black/African American Nonhispanic
- White Nonhispanic

— City Council District Boundary

51 City Council District
4.8% Percent Change 2000 - 2010



2000 2010
Staten Island
5.6%

CD49 Deborah Rose
CD50 James S. Oddo
CD51 Vincent Ignizio

