

Urban Design Principles Pairing Game

The *Urban Design Principles* for planning New York City inform the design of buildings and the public spaces around them with the goal of creating positive experiences of the city for people. Good urban design encompasses these four principles.

Comfort: Ensure that our public realm is enjoyable and feels safe.

Details: Pay close attention to details at every step in the planning and design process.

Equity: Ensure that our public spaces are accessible to and enjoyable by all.

Place: Create and reinforce the sense of place and character of a neighborhood.

For more information about urban design in NYC visit www.nyc.gov/urbandesign

How to Play the Game

STEP 1: Print the 5 pages of this PDF document in letter size paper (8.5"x11"). There is one page for each of the Urban Design Principles (Comfort, Details, Equity, and Place).

For each Principle, there are 8 pairs of matching cards.

STEP 2: Cut out each card (there are 2 sets of eight cards for each one of the 4 principles, or 64 cards, plus 2 sets of eight blank cards you can personalize).

STEP 3: Once you have cut out the cards, **put them face down and mix them up.**

STEP 4: Lay them in rows, still face down.

The younger player starts. The oldest player decides which direction the players will play during the game (clockwise or counter clockwise). This game can have as many players as you wish. It can also be played alone!

STEP 5: Start the game. The player whose turn it is picks any two cards. If the two cards match, the player keeps them, and they can pick two more cards and keep going until they pick two cards that don't match. If the two picked cards don't match, the player must turn them back over, now is the next player's turn to pick two cards.





The game is over when all the cards have been matched.
The winner is the player who found the most pairs.

Tip: There is an extra "blank page" for you to create your own pairing cards. They can relate to things you're familiar with in the streets of your neighborhood!

Tip: to give your game a better look, before cutting them out, you can glue the pages on cardboard or a rigid sheet of paper





More tips: Remember what was on each card and where it was. Watch and remember during the other player's turn. When you find two matching cards, read out loud what is written on it, and describe the image to the other players.





COMFORT

Ensure that our public realm is enjoyable and feels safe.



DETAIL



Articulation

DETAIL




Awning

DETAIL



Greenroof

DETAIL



Setbacks

DETAIL



Signage

DETAIL



Solar Panels

DETAIL



Tower tops

DETAIL



Waterfront edge

DETAIL

Pay close attention to details at every step in the planning and design process.

DETAIL



Articulation

DETAIL




Awning

DETAIL



Greenroof

DETAIL




Setbacks

DETAIL



Signage

DETAIL



Solar Panels

DETAIL



Tower tops









DETAIL



Waterfront edge









NYC
PLANNING

For more information about urban design in NYC visit www.nyc.gov/urbandesign








EQUITY

Ensure that our public spaces are accessible to and enjoyable by all.








NYC
PLANNING

For more information about urban design in NYC visit www.nyc.gov/urbandesign











PLACE

Create and reinforce the sense of place and character of a neighborhood.



NYC
PLANNING

For more information about urban design in NYC visit www.nyc.gov/urbandesign



This extra page is designed for your own creativity!
Write or draw your own pairs that reflect comfortable
spaces in your neighborhood, and add them to your
Urban Design Principles Pairing Game!

