

Community Board 12, Manhattan
Minutes for the Public Safety Committee Meeting
February 7, 2018 – Conference Room
530 West 166th Street – 6th Floor
New York, NY 10032

Committee Members Present (7): Richard Lewis (Chair), Domingo Estevez (Asst. Chair), Katherine Diaz, Natalie Espino, Rud Morales, Derek Peralta and Mary O'Shaughnessy.

Public Sign-ins (12): Lt Jorge Rodriguez (33rd Precinct), PO Danny Guzman (33rd Precinct- Community Affairs), Lt. Carlos Peralta (34th Precinct), P.O. Damieon Frey (Community Affairs -Transit District3) Battalion Chief Michael Sturgis (FDNY - Battalion 13), Charles Samboy (NYCEDC), Allan S. Valerio (Manhattan District Attorney 's Office), Lucille Songhai (Manhattan Borough President's Office), Kimberly Williams (Con Edison, Manhattan Public Affairs), Con Edison Engineer, Katherine O'Sullivan (Moving Forward/Unidos) and Nancy Preston (Moving Forward/Unidos).

Staff: Ely Silvestre

Welcome, Opening Remarks and the Agenda. Richard Lewis, Public Safety Committee Chair, called the meeting to order at 7:11 pm. The meeting was recorded to a digital audio file on an OLYMPUS® handheld device. Board members introduced themselves as did members of city agencies, corporate guests and the public. A quorum was established for the meeting. Topics for the evening's agenda were outlined. The chair stated that the focus of the meeting would be the effect of rezoning on public safety.

Source Documents Released at the Meeting.

The following source documents were distributed or made available at the meeting.

- **Judge blocks Trump decision to end young immigrant program**
By SUDHIN THANAWALA and ANDREW DALTON from Associated Press
- **NY court considers Cold War secrecy over Muslim surveillance**
By CHRIS CAROLA from Associated Press
- **BREAKING: NYIC Responds To Federal Judge's Injunction On Termination Of DACA**
<https://www.commondreams.org/newswire/2018/01/10/breaking-nyic-responds-federal-judges-injunction-termination-daca>
- **StopLift's breakthrough video technology**
<https://www.stoplift.com/technology/sweethearting-detection/>
- **NYPD cases among those considered for family DNA testing**
<https://www.newsday.com/familial-dna-searches-unsolved-cases-1.16541356>
- **DOCCS Announces New Tablet Initiative**
<http://www.doccs.ny.gov/DoccsNews/2018/Tablets-Initiative.pdf>
- **Meet JPay, the Company that Controls Prisoners' Access to Technology**
https://motherboard.vice.com/en_us/article/wjwz/meet-jpay-the-company-that-controls-prisoners-access-to-technology
- **New York To Give Inmates Free Tablets [Poll]**
<https://patch.com/new-york/syosset/s/gckdt/new-york-to-give-inmates-free-tablets-poll>
- **Man Found Dead In Riverside Park, Police Say**
<https://patch.com/new-york/washington-heights-inwood/man-found-dead-riverside-park-police-say>
- **Bronx men arrested for Times Square hit and run**
On Friday, January 12 at 2 a.m., Lopez allegedly drove his Mercedes onto a sidewalk at West 207th Street in Inwood to evade police while narrowly missing terrified pedestrians.
- <https://www.bxtimes.com/stories/2018/4/04-hitandrunk-2018-01-26-bx.html>
- **Walmart offers way to turn leftover opioids into useless gel**
By The Associated Press
- **New Bronx Opioid Treatment Court Looks to Help Addicts Kick Their Addiction**
Because of the dangers of opioid abuse, rapid responses are often needed to save defendants' lives, Deutsch said. The treatment court models now in use in New York can allow courts to move swiftly.
<https://www.law.com/newyorklawjournal/sites/newyorklawjournal/2018/01/29/new-bronx-opioid-treatment-court-looks-to-help-addicts-kick-their-addiction/?et=editorial&LikelyCookieIssue=true>
- **These advances in DNA research could change crime-fighting forever**
<https://nypost.com/2018/01/27/these-advances-in-dna-research-could-change-crime-fighting-forever/>
- **See NYC's Noisiest Neighborhoods**
<https://patch.com/new-york/fortgreene/s/gcg4k/see-nycs-noisiest-neighborhoods> and
<http://www.osc.state.ny.us/reports/health/noise-in-nyc.pdf>

- **NYPD To Get Body Cameras One Year Ahead Of Schedule: Mayor**
<https://patch.com/new-york/fortgreene/s/gcglx/nypd-to-get-body-cameras-one-year-ahead-of-schedule-mayor>
- **Teens Knock Deliveryman Off Bike, Rob Him in Manhattan: Police**
The deliveryman was attacked Thursday evening as he was on a bicycle on West 186th Street in Washington Heights, according to police.
<https://www.nbcnewyork.com/news/local/Teens-Attack-Rob-Deliveryman-on-Bike-in-Manhattan-472532193.html>
- **Man Who Sped Away From Washington Heights Traffic Stop Arrested**
The 24-year-old drove at high speeds down a busy Washington Heights street to avoid the cops.
<https://patch.com/new-york/washington-heights-inwood/man-who-sped-away-washington-heights-traffic-stop-arrested>
- **Subway Surfing Suspected After Man Dies On Uptown A Train: NYPD**
Police said the man was standing between two train cars when he died.
<https://patch.com/new-york/washington-heights-inwood/subway-surfing-suspected-after-man-dies-uptown-train>
- **Hospital illegally overcharged patients for medical records: suit**
<https://nypost.com/2017/02/26/hospital-illegally-overcharged-patients-for-medical-records-suit/>
- **Cuomo, de Blasio must do more to ensure the mentally ill receive help before there's another tragedy**
<http://www.nydailynews.com/new-york/n-y-mentally-ill-tragedy-article-1.3738567>
- **Some Prosecutors Stop Asking for Bail in Minor Cases**
<https://www.nytimes.com/2018/01/09/nyregion/bail-prosecutors-new-york.html?partner=rss&emc=rss>
- **Love triangle leaves man, 27, fatally shot on Manhattan street corner**
<http://www.nydailynews.com/new-york/nyc-crime/love-triangle-leaves-man-fatally-shot-manhattan-street-corner-article-1.3744118>
- **Water Main Break Floods Washington Heights Streets**
75 customers are without water as crews try to fix the break.
<https://patch.com/new-york/washington-heights-inwood/water-main-break-floods-washington-heights-streets>
- **Washington Heights Fire Hydrant Break: Possibly 10 Feet Of Water**
<https://patch.com/new-york/washington-heights-inwood/washington-heights-water-main-break-possibly-10-feet-water>
- **New York Energy Week: Panelists Stress Need for Build-out of Critical Gas Infrastructure**
Estimated Total Annual Building Energy Consumption at the Block and Lot Level for NYC
<http://engineering.columbia.edu/model-created-map-energy-use-nyc-buildings>
- **8 Things To Know About Owning An EV In New York City**
<https://www.fleetcarma.com/owning-electric-car-new-york-city/>
- **Hydrogen Fuel Cell Vehicles—What First Responders Need to Know**
<http://www.firehouse.com/article/12385113/hydrogen-fuel-cell-vehicles-what-first-responders-need-to-know-firehouse>
- **Flying Drone Taxis Could Take Off in Dubai**
<http://www.wsj.com/video/flying-drone-taxis-could-take-off-in-dubai/F329FEAC-2366-4796-9205-72C0344F17D0.html>
- **Internet Inequality: Broadband Access NYC - POLICY BRIEF- American Community Survey (ACS) and US Census**
https://comptroller.nyc.gov/wp-content/uploads/documents/Internet_Inequality_UPDATE_September_2015.pdf

Note: Due to conflicting commitments (the EDC and Con Edison attendees had a meeting with the Land Use Committee at the same time albeit on a different floor) presentations were moved forward in the agenda. They had only five minutes and so we asked them to reschedule with our committee for next month.

Presentation on Inwood Rezoning Proposal -- Charles Samboy, NYCEDC.

Mr. Samboy presented an overview of the city's proposed Inwood Rezoning plan, a summary of which is available publicly in English and Spanish at <https://www.nycedc.com/project/inwood-nyc-neighborhood-study>. The full plan is available by searching for CEQR number 17DME007M at <https://a002-ceqraccess.nyc.gov/ceqr/>. Mr. Samboy emphasized that the proposal allows for the increase in affordable housing through the city's Mandatory Inclusionary Housing a time frame of 15 years. A very brief discussion followed where committee member Rud Morales highlighted what she believe was the need for clarity and transparency regarding Sherman Creek, waterfront access, business tax incentives, and estimates of development pace (both residential and commercial).

Meanwhile the chair requested specific analysis of the potential for increased demand and strain on infrastructure, specifically electricity, from Con Ed representatives. The Con Edison representative stated that capacity exceeds current demand. Discussion ensued as to whether their ongoing analysis accounts for reasonable future development and innovation.

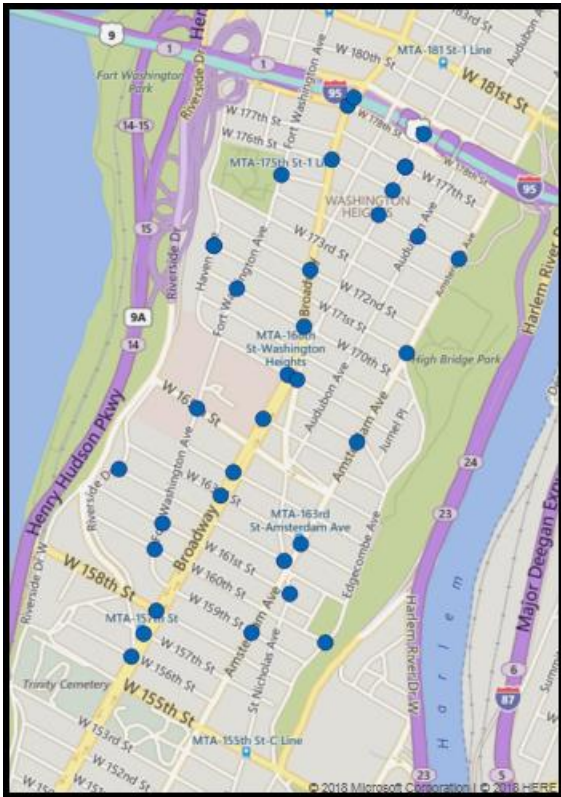
Discussion from the 33rd Precinct – Lt Jorge Rodriguez and PO Danny Guzman on Community Outreach and COMPStat.

The following crime statistics from the seven major crimes reported in the NYPD's weekly COMPStat List were presented. See charts below or follow this information at <https://compstat.nypdonline.org> The following crime

statistics from the seven major crimes reported in the NYPD's weekly COMPStat List were presented. See charts below or follow this information at <https://compstat.nypdonline.org> For the 28 day period prior to our meeting: Total incidents are down (-24.6%) from 61 to 46 and year to date 71 to 55. For the 28 day period certain crimes are up:

- Felony Assaults are slight up from 6 to up or 6.3%. There is also an uptick in Misdemeanor Assaults from 27 to 20 or 35%.
- For the week to date there was an increase in Grand Larceny from 3 to 5 (66.7%) and that was attributed to unlawful apartment entries and theft.

The investigation of shooting at Broadway and West 175th Street reported in January 2018 committee meeting is still ongoing. There was a surplus in toys for the holiday season and they were given out to local children as part of a previous donation project and system open to needy children. The kids were reported as very happy. The next 33rd Precinct Council meeting will be held on Thursday, February 22nd at the precinct – 2207 Amsterdam Avenue (West 170th Street) New York NY 10032.



CompStat Book	Week of 01/29/18 - 02/04/18							
	Week to Date			28 Day			Year to Date	
	2018	2017	% Chg	2018	2017	% Chg	2018	2017
Murder	0	0	0.0 %	0	0	0.0 %	0	0
Rape	0	0	0.0 %	0	0	0.0 %	0	0
Robbery	1	3	-66.7 %	4	11	-63.6 %	4	12
Felony Assault	3	4	-25.0 %	17	16	6.3 %	21	18
Burglary	2	2	0.0 %	6	10	-40.0 %	8	11
Grand Larceny	5	3	66.7 %	18	22	-18.2 %	21	27
Grand Larceny Auto	1	1	0.0 %	1	2	-50.0 %	1	3
Total	12	13	-7.7 %	46	61	-24.6 %	55	71
Patrol	12	12	0.0 %	43	57	-24.6 %	52	67
Transit	0	1	-100.0 %	3	2	50.0 %	3	2
Housing	0	0	0.0 %	0	2	-100.0 %	0	2
Shooting Victims	0	0	0.0 %	1	0	- %	1	0
Shooting Incidents	0	0	0.0 %	1	0	- %	1	0
Rape 1	0	0	0.0 %	0	0	0.0 %	0	0
Petit Larceny	10	11	-9.1 %	48	64	-25.0 %	57	72
Misd. Assault	5	5	0.0 %	27	20	35.0 %	37	25
Misd. Sex Crimes	1	0	- %	2	0	- %	3	3

COMPStat 2.0 Year to Date Map and Charts.

Seven (7) Majors reported.

See <https://compstat.nypdonline.org>

Discussion from the 34th Precinct – Lt. Carlos Peralta on Community Outreach and COMPStat.

The following crime statistics from the seven major crimes reported in the NYPD's weekly COMPStat List were presented. See charts below or follow this information at <https://compstat.nypdonline.org> For the 28 day period prior to our meeting: Total incidents are down (-17.1%) from 111 to 92 and year to date 134 to 109. For the 28 day period certain crimes are up:

- For the week Robberies are up from 4 to 7 (75%) for the same time period last year;

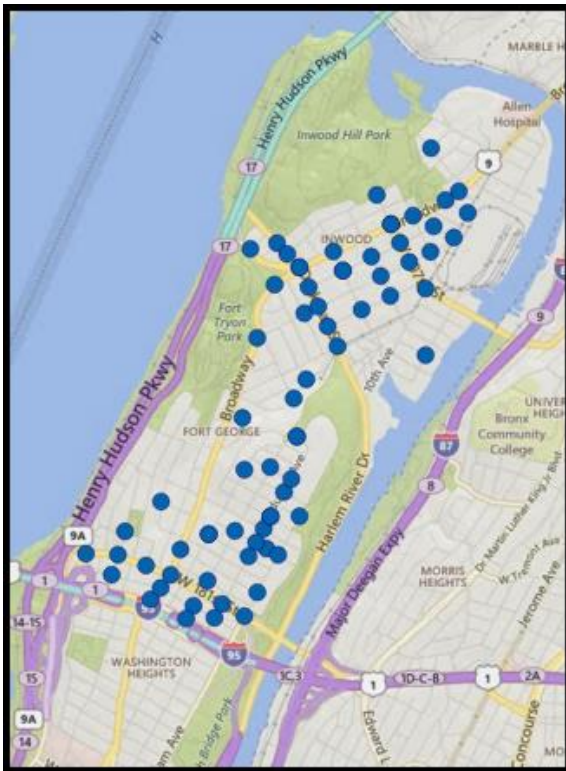
The most significant uptick in crime is grand theft auto (500% in the same 28 day period). PO Peralta explained that people exit their cars for momentary errands, leave their cars running and their cars are stolen easily. Delivery workers have also been victims of a rash of muggings and the investigations are ongoing. Misdemeanor Assaults are up:

- For the week from 3 to 15 for the same time period last year;
- For the same 28 period last year from 34 to 40 (17.6%);
- For Year to Date from 38 to 50.

Nightlife complaints are being reported to the New York State Liquor Authority (SLA) by precinct supervising officers at the time of their public hearings, but the public is also urged to file complaints directly to the SLA. Online: <https://www.tran.sla.ny.gov/JSP/complaintreg/ComplaintRegistryPage.jsp> or by phone: (518) 474-3114 and select option 2. For more information see <https://www.sla.ny.gov/register-a-complaint>

There were no Super Bowl (February 4th, 2018) related incidents reported.

See the map and chart below for more information discussed. The next 34th Precinct Council meeting will be on February 21st, 2018. at the precinct – 4295 Broadway, New York, NY, 10033-3729.



CompStat Book	Week of 01/29/18 - 02/04/18							
	Week to Date			28 Day			Year to Date	
	2018	2017	% Chg	2018	2017	% Chg	2018	2017
Murder	0	0	0.0 %	0	0	0.0 %	0	0
Rape	1	0	- %	4	0	- %	5	0
Robbery	7	4	75.0 %	14	15	-6.7 %	22	17
Felony Assault	2	5	-60.0 %	19	19	0.0 %	23	23
Burglary	3	4	-25.0 %	10	22	-54.5 %	12	26
Grand Larceny	9	14	-35.7 %	39	54	-27.8 %	40	63
Grand Larceny Auto	1	0	- %	6	1	500.0 %	7	5
Total	23	27	-14.8 %	92	111	-17.1 %	109	134
Patrol	23	25	-8.0 %	90	106	-15.1 %	103	126
Transit	0	2	-100.0 %	2	3	-33.3 %	2	5
Housing	0	0	0.0 %	0	2	-100.0 %	4	3
Shooting Victims	0	0	0.0 %	1	0	- %	1	1
Shooting Incidents	0	0	0.0 %	1	0	- %	1	1
Rape 1	1	0	- %	3	0	- %	4	0
Petit Larceny	14	20	-30.0 %	58	69	-15.9 %	78	89
Misd. Assault	15	3	400.0 %	40	34	17.6 %	50	38
Misd. Sex Crimes	0	1	-100.0 %	2	2	0.0 %	2	2

COMPStat 2.0 Year to Date Map and Charts.

Seven (7) Majors reported.

See <https://compstat.nypdonline.org>

Discussion from Transit District 3 -- P.O. Damieon Frey.

The chair welcomed back the representative from Transit District 3 who brought us up to date on transit crimes in the past three months. Transit District 3 covers both precincts. The following incidents were gleaned from COMPStat:

- **01/10/2018 – Grand Larceny** on the A Line – West 175th Street Station (7PM).
- **01/14/2018 – Grand Larceny** on the #1 Line – West 168th Street Station (7AM).
- **01/14/2018 – Grand Larceny** on the #1 Line – West 157th Street Station (3AM).
- **01/16/2018 – Grand Larceny** on the #1 Line – West 191st Street Station (11AM).

- **01/20/2018 – Robbery** on the A Line – Dyckman Street Station (2PM).
- **Three robberies** happened at the West 155th Street Subway Stop on the ‘C’ line a month ago.

PO Frey stated that crime was up in the 33rd Precinct and down in the 34 Precinct (2:3 and 3:3 respectively). In the 33rd Precinct there was Grand Larceny for cellphone /hand snatches in two occasions and one case of pick pocketing. These pervs are”paying attention to you while you are paying attention to your cellphone.” So be careful. In the 34th Precinct there was a bag snatching and one robbery with a knife at Dyckman Street station where Oxycodone and cash were stolen. In the case of the three robberies at the West 155th Street Station, a busy station an arrest was made for the perv where a pattern was established, just prior to the display of a Help Wanted flyer. At the West 157th Street station an arrest was made for a bizarre stabbing incident that took place

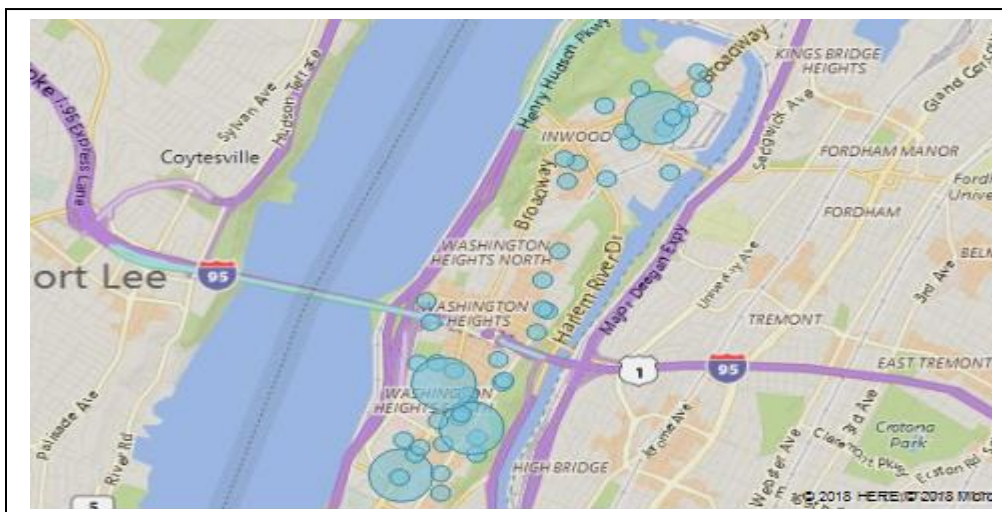
Discussion from the Office of the District Attorney – Allan S. Valerio

There is a new office team dedicated to investigating charges of workplace sexual harassment, and a hotline will be set up. Mr. Valerio commented on the DA’s change in approach to transit fare evasion and the false assumption that there are no consequences. In fact; NYPD can and still does issue summonses and this has led to arrests of persons with open warrants. Mr. Valerio discussed the merits of the high school internship program sponsored by the Manhattan District Attorney. Details and application are available at <https://www.manhattanda.org/careers-and-training/internship-opportunities/high-school-internship/>. The deadline is March 12.

Discussion from the FDNY – Battalion Chief Michael Sturgis.

Battalion Chief Michael Sturgis discussed two recent and major fires. The incident at 775 Riverside Drive, for which a DOB vacate order is still in effect. The cold weather led to increased difficulty in handling water from several frozen hydrants. There is usually a main hydrant and several nearby ancillary ones. Fire hoses are long enough to be extended or coupled for at least a 1000 feet. The recent fire at 1 Bennett Avenue was caused by space heaters.

There were approximately 22,000 calls to FDNY for gas leaks last year. It was noted that calls are often unfounded, which would explain why Con Ed has much lower numbers for actual incidents. Frozen or bad hydrants are reported by the appropriate engine captain in each response area. The chair noted that he had received a report from the NYC Department of Environmental Protection (DEP) on the disposition of defective fire hydrants and how soon they were repaired. (see Appendix B and C in these minutes) Of DEP’s Top 30 311 complaints for Manhattan Community Board 12 in 2017 “the total number for hydrants defective reported is 61. DEP Hydrant Knocked Over/Missing is not in the top 30 complaints in 2017, due to low number.” The report was requested as a result of news reports on frozen and defective hydrants as well as results from a BoardStat © analysis of 311 calls from 2017. The high number of fire hydrant emergencies are the result of residents turning on fire hydrants during the summer. Despite the DEP Report Chief Sturgis claimed there was still a damaged fire hydrant at West 184th Street in the Yeshiva University area that has not been repaired adequately in a number of years.



Location of Defective Fire Hydrant Sites – 2017 – Source BoardStat and 311 Calls.

	2013	2014	2015	2016	2017	2018
Water Main/Service	1	2		1	3	1
Utility issue			1	1		
Transportation incident	2	1				
Suspicious Package	1	1		1		
Structural	2	2	1		1	
Road condition		2				
Rescue		1				
Power outage				2		
HazMat		2			1	
Fire	5	3	7		5	1

Source: NYC Open Data
<https://data.cityofnewyork.us/Public-Safety/Emergency-Response-Incidents/pasr-j7fb/data>

OEM Responses

Community Board 12 Manhattan (2013 to February 2018) Extraction by Mary O’Shaughnessy.

SRs - Top 30 by CB (Last Fiscal Year)

Borough **MANHATTAN** Community Board Sequence **12**

2017

Descriptor 1	# of SRs
Fire Hydrant Emergency (FHE)	764
Hydrant Running Full (WA4)	696
Lead Kit Request (Residential) (L10)	402
Hydrant Running (WC3)	367
Noise: Construction Before/After Hours (NM1)	335
Dirty Water (WE)	207
Noise, Barking Dog (NR5)	164
Noise: Construction Equipment (NC1)	133
Leak (Use Comments) (WA2)	124
Noise: Alarms (NR3)	107
Hydrant Leaking (WC1)	93
Noise, Ice Cream Truck (NR4)	92
NO WATER - WNW	84
* Hydrant Defective (WC2)	61
Noise: air condition/ventilation equipment (NV1)	61
Air: Smoke, Chimney or vent (AS1)	54
Hydrant Locking Device Request (Use Comments) (WC5)	53
Other Sewer Problem (Use Comments) (SZZ)	53
Air: Odor/Fumes, Vehicle Idling (AD3)	50
Illegal Use Of A Hydrant (CIN)	48
Catch Basin Clogged/Flooding (Use Comments) (SC)	43
Chemical Odor (HD1)	43
Asbestos Complaint (B1)	41
Sewer Backup (Use Comments) (SA)	39
Noise: Jack Hammering (NC2)	38
Manhole Cover Broken/Making Noise (SB)	34
Air: Dust, Construction/Demolition (AE4)	33
Noise: Private Carting Noise (NQ1)	30
Catch Basin Sunken/Damaged/Raised (SC1)	27
Street Flooding (SJ)	26

BoardStat v0.5d
CB 12 Profile

1/1/2017 2/2/2018

Complaint Type	Descriptor	Count of Requests
Water System	Hydrant Running Full (WA4)	427
Water System	Dirty Water (WE)	374
Water System	Hydrant Running (WC3)	341
Water System	Fire Hydrant Emergency (FHE)	281
Water System	Hydrant Leaking (WC1)	133
Water System	Leak (Use Comments) (WA2)	115
Water System	NO WATER - WNW	76
Water System	Hydrant Defective (WC2)	54
Water System	No Water (WNW)	26
Water System	Excessive Water In Basement (WEFB)	25
Water System	Possible Water Main Break (Use Comments) (WA1)	24
Water System	Hydrant Knocked Over/Missing (WC)	21
Water System	Hydrant Locking Device Request (Use Comments) (WC5)	21
Water System	LOW WATER PRESSURE - WLW P	17
Water System	Other Water Problem (Use Comments) (WZZ)	16
Water System	High Water Pressure (WHP)	4
Water System	Hyd Valve Box Cover Missing (WV2)	2
Water System	Request To Open A Hydrant (WG4)	1
Total		1958

From 311 calls and DEP Response (Possible Dupes)

DEP Reports for 2017. Agencies may have added calls along with the public, e.g. the FDNY.

Presentation by Uptown United’s Platform on the Inwood Rezoning – Nancy Preston and Katherine O’Sullivan.

A PowerPoint© presentation was given by Uptown United on their Plan that show what they felt was the negative effects the proposed Inwood Rezoning plan would have on infrastructure, building heights, density, and service demands, and urged the committee members to vote against the EDC proposal. The slide show portrayed future possible graphic renditions of buildings heights in the new proposed zone areas. the Uptown United Platform, which calls for “a more conservative rezoning that matches the neighborhood's existing character.= and would not allow the 20- and 30-story developments that he city's plan would” according to the report.

The platform is the merged outcome of proposals by multiple Inwood groups, including Northern Manhattan Is Not For Sale, Inwood Preservation, Inwood Small Business Coalition, Save Inwood Library and other residents, each of which brought their own priorities to the table in the crafting of a merged plan. The presentation itself and associated documents will be provided to the committee and the board at a later date. See

<https://citylimits.org/2018/02/22/ahead-of-rezoning-hearing-inwood-groups-release-merged-platform/>

With no new or old business pending the meeting adjourned at 10:20 PM.

Respectfully submitted,
Mary O'Shaughnessy
Edited and Expanded by Richard Lewis, Chair
Public Safety Committee
February 7th, 2018

-- APPENDIX A --

TALKING POINTS FOR THE FEBRUARY 7TH, 2018 PUBLIC SAFETY COMMITTEE MEETING/CB 12, M

Thought for the meeting:

"The world is so unpredictable. Things happen suddenly, unexpectedly. We want to feel we are in control of our own existence. In some ways we are, in some ways we're not. We are ruled by the forces of chance and coincidence." -- Paul Auster

Read more at: https://www.brainyquote.com/quotes/paul_auster_592480

TALKING POINTS FOR THE FDNY

To guide your presentation here are some talking points that may come up in tonight's Public Safety Committee Meeting. Please be prepared and avoid telling the public to check for this information on the internet. Should you have any questions please contact the Chair. Note: The information requested and highlighted in red was due at our January 2018 meeting.

1. Describe the nature of the fire at 775 Riverside Drive on January, 2018 and what is the building's status?
2. It was reported to the board that there were at least two dead or frozen fire hydrants at or near this site? If so how was the problem resolved and prevented in the future?
3. How many fires have occurred in the past month in Washington Heights, Inwood and or the boundaries of Battalion District 13? Please give all types and the specific source of this information.
4. How many summonses have issues YTD and fines? How many are still pending? How many unsafe establishments or buildings are there in CB 12 and may we have a list? **(NOT PROVIDED AT THE DECEMBER OR JANUARY MEETING).**
5. What is the number of gas line leaks in the street, buildings or apartments that the FDNY has responded to in the district (YTD)? **(NOT PROVIDED AT THE DECEMBER OR JANUARY MEETING)**
6. What is the number of electrical fires in the street that the FDNY response in the district (YTD)? **(NOT PROVIDED AT THE DECEMBER OR JANUARY MEETING)**
7. **OTHER REPORTED INCIDENTS (Please elaborate):**
 - **01/08/2018 - Washington Heights Fire Hydrant Break: Possibly 10 Feet Of Water**
BREAKING: An FDNY spokeswoman said there were possible road closures and as many as three residences evacuated at West 186th Street.

- **01/23/2018 - Fire incidents on the MTA #1 (West 157th Street Station/Tunnel)** in Community Board 12, Manhattan related to trash piling up on the subway tracks.
- **01/24/2018 - Water Main Break Floods Washington Heights Streets**
75 customers were without water as crews try to fix the break. Water was sent gushing into the streets of lower Washington Heights Wednesday night when a water main broke on Broadway between West 157th and 158th Streets, city officials said. THE

7. **INWOOD REZONING PLAN (See Maps)**. Since re-zoning legally allows what can be developed in an area is there sufficient water, working fire hydrants, sewer, electrical and gas infrastructures present today to support future development where our current aged and old infrastructure (the oldest in the city) will be overburdened and may create a public safety problem in the rezoned area? To be more specific assuming there will be a net increase in population of about 12,000 individuals, more residential and commercial buildings, more commercial establishments and technology (electric vehicles and electrical street substations) is the current infrastructure able to handle such an increase over the next decade? Will there be a need for another fire station, more non-carbon emission vehicles and firefighting equipment and more electrical power sources for them? Based on previous emergencies (gas leaks, fires, power outages, electrical fires, pipe replacements, dead or broken fire hydrants) could you give some estimates or implications of rezoning in this area?
8. Could you bring some fire safety information for distribution at the meeting?

TALKING POINTS FOR THE NYPD (33rd and 34th Precincts and Transit District 3)

To guide your presentation here are some talking points that may come up in tonight's Public Safety Committee Meeting. Please be prepared and avoid telling the public to check for this information on the internet. Should you have any questions please contact the Chair.

1. Please highlight salient points of the precinct's latest COMPSTAT Report on the major crime indices. List them Year to Date and well as spikes.
2. How many summonses arrests, detentions, removals, warnings have your police officers in either the 33rd or 34th Precincts made and year to date (YTD) and this month? **(NOT PROVIDED AT THE DECEMBER OR JANUARY MEETING)**
3. **33rd PRECINCT REPORTED INCIDENTS. (Please summarize what action has been taken on the following):**
 - **01/08/2017 - Man Sought In Fatal Washington Heights Shooting, Police Say**
The NYPD has named a suspect in a fatal Dec. 3 shooting that occurred on a Washington Heights street corner.
 - **01/19/2018 -Subway Surfing Suspected After Man Dies On Uptown A Train: NYPD**
Police said the man was standing between two train cars when he died. The man was fatally injured near the 168th Street station.
 - **01/22/2018 -Photos Of Washington Heights Assault Suspect Released, Police Say**
The man is wanted for punching a 75-year-old man on a Washington Heights street.
 - **01/23/2018 - Man Who Sped Away From Washington Heights Traffic Stop Arrested** The 24-year-old drove at high speeds down a busy Washington Heights street to avoid the cops.
 - **01/25/2018 -WASHINGTON HEIGHTS-INWOOD, NY** — The Uptown neighborhoods of Washington Heights and Inwood had the highest rate of noise complaints in New York City between 2010 and 2015, according to a new report by State Comptroller Thomas DiNapoli.
 - **02/02/2018 - Man Found Dead In Fort Washington/Riverside Drive Park , Police Say**
The man's body was found near 158th Street and Riverside Drive, the NYPD said.
 - **01/01/2018 – 02/06/2018. Increase in Felony Assaults.**
4. **34th PRECINCT REPORTED INCIDENTS. (Please summarize what action has been taken on the following):**
 - **02/05/2018 - [Deliveryman Mugged In Washington Heights, Police Say](#)**

Two men attacked and robbed the deliveryman while he was stopped on West 186th Street.

- **01/25/2018 - WASHINGTON HEIGHTS-INWOOD, NY** — The Uptown neighborhoods of Washington Heights and Inwood had the highest rate of noise complaints in New York City between 2010 and 2015, according to a new report by State Comptroller Thomas DiNapoli.
 - **01/01/2018 – 02/06/2018. Increase in Robberies and Grand Larceny Auto.**
5. Please highlight these summonses for nightlife areas where there are On Premise Liquor licenses. How many have been reported to the SLA? May we have a list for this month and every monthly period?
 6. Please give more details for arrests: type, how many are on trial, how many convicted, how many sentenced to jail or prison, how many in alternative programs, how many not found guilty?.(Missing Information)
 7. Do we have numbers of individuals who are formerly incarcerated and on parole or have completed their time served and are living in this district?
 8. **INWOOD REZONING PLAN (See Maps)**. Since re-zoning legally allows what can be developed in an area is there sufficient resources for public safety, law enforcement, traffic control and patrols> To be more specific assuming there will be a net increase in population of about 12,000 individuals, more residential and commercial buildings, more commercial establishments will there be a need for another precinct in this rezoned area? Will there be enough uniform officers to handle this population influx given the current efforts that have overburdened the precinct as a result of managing heavy nightlife activities and other crime fighting activities in the district?
 9. **TRANSIT DISTRICT 3 REPORTED INCIDENTS. (Please summarize what action has been taken on the following):**
 - **01/10/2018 – Grand Larceny** on the A Line – West 175th Street Station (7PM).
 - **01/14/2018 – Grand Larceny** on the #1 Line – West 168th Street Station (7AM).
 - **01/14/2018 – Grand Larceny** on the #1 Line – West 157th Street Station (3AM).
 - **01/16/2018 – Grand Larceny** on the #1 Line – West 191st Street Station (11AM).
 - **01/20/2018 – Robbery** on the A Line – Dyckman Street Station. (2PM).
 - What happened at the West 155th Street Subway Stop on the 'C' line a month ago? (**NOT PROVIDED AT THE DECEMBER OR JANUARY MEETING**)
 - Explain slashing incident where the perp exited on the West 157 Street Station last January 2018?
 10. **INWOOD REZONING PLAN (See Maps)**. Since re-zoning legally allows what can be developed in an area is there sufficient resources for public safety, law enforcement, officers on our mass transit systems that are already overcrowded and will become more so with congestive pricing given the many bridges and cross borough links to Manhattan? To be more specific assuming there will be a net increase in population of about 12,000 individuals, more residential and commercial buildings, more commercial establishments will there be a need for another Transit District precinct in this rezoned area so that Northern Manhattan is covered? The current TD precinct boundaries extend into Harlem and the Upper Westside so will there be enough uniform officers to handle this transportation influx of commuters or other modes of mass transit yet to be determined or deployed, e.g., ferry service?
 11. Give YTD (Year End Data) and Monthly Transit COMPStat report for the district and the city. How safe is mass transit? Note: The Transit COMPSTAT is not online – may we have either a link or a paper copy?
 12. **ALL PRECINCTS AND TD3**. Describe what community outreach programs your precinct is sponsored during the past month and sponsoring in the coming month?

TALKING POINTS FOR THE MANHATTAN DISTRICT ATTORNEY OFFICE

To guide your presentation here are some talking points that may come up in tonight's Public Safety Committee Meeting. Please be prepared and avoid telling the public to check for this information on the internet. Should you have any questions please contact the Chair.

1. Recently, DA Cy Vance announced a decision to stop prosecuting fare beaters and there was immediate criticism from MTA as well as law enforcement. Please give us some information and the position of the DA.
2. DA Vance announced the guilty plea of Jorge Vargas, a former paralegal who assisted with immigration cases, for stealing from clients of three law firms that employed him.
3. Manhattan District Attorney Cyrus R. Vance, Jr., and Brooklyn District Attorney Eric Gonzalez announced a new effort to reduce inequality and unnecessary incarceration in the justice system. The Manhattan District Attorney's Office will no longer request that bail be set in most misdemeanor and violation cases.
4. Provide information on any upcoming community events and programs?

Prep for the February 7th, 2018 - PSC Meeting

-- APPENDIX B --

NYC DEP Top 30 complaints in CB 12 in 2017*

Attached you will find DEP's Top 30 311 complaints for Manhattan Community Board 12 in 2017. You will see the total number for hydrants defective reported is 61. DEP Hydrant Knocked Over/Missing is not in the top 30 complaints in 2017, due to low number.

As per our phone conversation Fire Hydrant Emergency (FHE) is a code for DEP used in the summer, during heat waves, whereas if a 311 hydrant running complaint is made it is forwarded to a list given to DEP crews who are on patrol in CB 12 shutting open hydrants as they see them.

The FHE is activated only during heat waves, temperatures of 90, 95 and above for 3 consecutive days. These complaints have nothing to do with hydrants out of service, in need of repair.

I also mentioned our SLA, NYC DEP Bureau of Water & Sewer Operations has a service level agreement (SLA) which means we have response time targets for specific complaints. **For complaint code WC2 – Hydrant Defect, the time to respond is within 5 Days.**

The Mayor's Management Report (MMR), states, time to resolve priority hydrants, the target is 7 days, this of course is Citywide. You can get more info by looking at the MMR.

DEPARTMENT OF ENVIRONMENTAL PROTECTION | Page 263-264

SERVICE 2 Maintain the City's water delivery and sewer collection systems. Goal 2a Resolve emergencies and perform preventive maintenance and required repairs to the water distribution and wastewater collection systems in a timely manner. On average, it took the Department 1.9 days to respond to street cave-in complaints and make the condition safe, an improvement of 59.7 percent. The faster turnaround time is largely due to a new and improved tracking system and reporting protocol instituted at the beginning of the fiscal year and an eight percent reduction in the number of street cave-in complaints received. Local Law 48 of 2015 changed the inspection cycle for catch basins from once every three years to once each year effective Fiscal 2017. By year-end, the Department had narrowly missed its goal, surveying/inspecting 98.3 percent of the City's more than 148,000 catch basins. The Department received 12 percent more catch basin complaints during the reporting period, associated with a 27 percent increase in total rainfall compared to the prior period. While the Department can often resolve many of these rain-related complaints by inspection, as rainwater dissipates independent of any other action required by the agency, the overall average time to resolve a catch basin complaint rose to 4.9 days from 4 days. The number of catch basins cleaned grew by nearly two-thirds to 51,816, with programmatic cleaning more than doubling due to the accelerated survey/inspection cycle which, at the same time, helps to reduce the need for complaint-based cleanings.

Performance Indicators	Actual					Target		Trend	
	FY13	FY14	FY15	FY16	FY17	FY17	FY18	5-Year	Desired Direction
Sewer backup complaints received	14,911	11,637	11,435	10,469	12,134	*	*	Down	*
Sewer backup complaints resolved - Confirmed (on City infrastructure)	4,221	3,224	2,846	2,503	2,649	*	*	Down	Down
- Unconfirmed (not on City infrastructure or unfounded)	10,685	8,417	8,589	7,960	9,490	*	*	Down	*
★ Sewer backup resolution time (hours)	4.4	3.9	3.9	3.7	3.8	7.0	7.0	Down	Down
Street segments with confirmed sewer backup in the last 12 months (% of total segments)	1.7%	1.4%	1.2%	1.1%	1.2%	*	*	Down	Down
★ Street segments with recurring confirmed sewer backups in the last 12 months (% of total segments)	0.5%	0.4%	0.3%	0.3%	0.3%	1.0%	0.6%	Down	Down
Street cave-in complaints received	2,926	3,737	4,073	4,174	3,848	*	*	Up	Down
Average time to respond to street cave-in complaints and make safe (days)	2.5	2.5	2.5	4.6	1.9	*	*	Up	Down
Water main breaks	406	513	563	397	424	*	*	Neutral	Down
Water main breaks per 100 miles of main in the last 12 months	5.8	7.3	8.0	5.7	6.1	*	*	Neutral	Down
★ Average time to restore water to customers after confirming breaks (hours)	4.4	4.4	5.1	4.2	4.4	6.0	6.0	Neutral	Down
★ Broken and inoperative hydrants (%)	0.31%	0.44%	0.50%	0.52%	0.56%	1.00%	1.00%	Up	Down
★ Average time to repair or replace high-priority broken or inoperative hydrants (days)	2.7	3.1	2.5	2.9	2.5	7.0	7.0	Neutral	Down
Catch basin complaints received	10,548	8,576	8,851	8,020	8,968	*	*	Down	Down

Performance Indicators	Actual					Target		Trend	
	FY13	FY14	FY15	FY16	FY17	FY17	FY18	5-Year	Desired Direction
★ Catch basin backup resolution time (days)	3.1	3.9	3.1	4.0	4.9	9.0	9.0	Up	Down
Catch basins surveyed/inspected (%)	30.0%	31.0%	31.4%	31.7%	98.3%	100.0%	100.0%	Up	*
Catch basins cleaned	31,097	29,730	31,086	30,778	51,816	*	*	Up	*
★ Backlog of catch basin repairs (% of system)	0.5%	0.3%	0.4%	0.7%	1.8%	1.0%	1.0%	Up	Down
Leak complaints received	4,077	3,601	3,622	3,642	3,679	*	*	Neutral	*
★ Leak resolution time (days) (City infrastructure only)	10.0	9.8	9.3	10.2	10.0	12.0	12.0	Neutral	Down
★ Critical Indicator	*NA* Not Available		↕ Directional Target	* None					

http://www1.nyc.gov/assets/operations/downloads/pdf/mmr2017/2017_mmr.pdf

Humberto Galarza | Manhattan Coordinator

NYC Environmental Protection (DEP) | Bureau of Public Affairs & Communications

Fri, Feb 2, 2018 at 3:53 PM

*NOTE: Full Goal 2a information substituted for table submitted by Mr. Galarza. His table had only the six rows shown with arrows (→).

-- Appendix C --

DEP hydrant knocked over and missing stats for CB 12 in 2017

I was able to pull up some stats from our DEP database for Manhattan Community Board # 12 and confirm each 311 service request tickets for DEP Hydrant Knocked Over/Missing.

As you will see in the stats, a total of 21 311 reported calls regarding hydrant knocked over were made for 2017. Out of the 21 only 11 were confirmed knocked down and repaired by DEP. There are NO OPEN service requests for knocked down hydrants from 2017.

Again I went over each one and below I explained the reason for some of the DEP resolutions.

1/21/17, 311 service request ticket, DEP did not find the condition reported, all hydrants in place.

3/24/17, 311 service request ticket, the reason it's still open is because we need to restore the cement around the hydrant.

4/2/17, 311 service request ticket, DEP did not find the condition reported.

5/3/17, 311 service request ticket, DEP did not find the condition reported, all hydrants in place.

5/28/17, 311 service request ticket, the complaint was reported wrong, the condition was found to be a leaking hydrant. DEP worked on the hydrant and stopped the leak.

7/9/17, 311 service request ticket, the complaint was reported wrong, the caller stated hydrant is leaking because the cap is slightly off. DEP did not find the condition reported.

Humberto Galarza | Manhattan Coordinator NYC Environmental Protection (DEP) | Bureau of Public Affairs & Communications

infor.com PIPSAPP02_8 6.0.1707 HUMBERTO GALARZA

Asset Management Work Management Customer Service Resources System

My Infor Lookup Service Requests (CSLSR) Service Request InfoViewer Service Request InfoViewer Lookup Service Requests

Search Criteria Results (103 records) Map

SR #	Prob	Prob	Problem Date	Inspection	Resolution	Res.	Resoluti	Resp	Segment	CM	St No	Dir	St Name	S.	P.	Dr	Street 2	St P.	Dir	Street 3
18649074	WC	HYDRANT I	1/3/2018 06 57	1/18/2018 12 0	1/22/2018 10 3	WHRR	HYDRANT I	WMM	0070722	112	709	W	169	ST			FT WASHING A			HAVEN
18647373	WC	HYDRANT I	12/20/2017 05	12/20/2017 20	12/27/2017 12	WHRR	HYDRANT I	WMM	0070722	112	709	W	169	ST			FT WASHING A			HAVEN
18643466	WC	HYDRANT I	9/29/2017 17 3	9/29/2017 21 3	10/2/2017 08 5	WHRR	HYDRANT I	WMM	0070945	112			BROADWAY			W	176	S	W	177
18638823	WC	HYDRANT I	7/9/2017 15 17	7/10/2017 14 1	7/10/2017 14 1	W602	RESOLVEC	WMM		112			SHERMAN AVE				ISHAM		S	
18636726	WC	HYDRANT I	6/14/2017 11 1	6/14/2017 11 1	6/14/2017 11 1	W600	DUPLICATE	WMM	0070677	112			AMSTERDAM AVE			W	161		S	ST NICK
18636384	WC	HYDRANT I	6/10/2017 08 4	6/12/2017 10 0	8/21/2017 09 0	W689	OTHER - SI	WMM	0070677	112	2042		AMSTERDAM AVE			W	161		S	ST NICK
18635842	WC	HYDRANT I	6/1/2017 18 57	6/2/2017 03 00	6/27/2017 14 0	WHRR	HYDRANT I	WMM	0129998	112	333	W	206	ST			DEAD END			9
18635588	WC	HYDRANT I	5/28/2017 10 0	5/29/2017 05 4	5/29/2017 05 4	W405	SHUT RUN	WMM	0188162	112	20		LAUREL HILL TER				WASHINGTON P		W	186
18633806	WC	HYDRANT I	5/3/2017 13 24	5/4/2017 14 10	5/4/2017 14 30	W602	RESOLVEC	WMM	0039054	112	3828		BROADWAY				FT WASHING A		W	160
18633896	WC	HYDRANT I	5/3/2017 13 21	5/3/2017 19 25	5/16/2017 09 3	WHRR	HYDRANT I	WMM	0039038	112	3750		BROADWAY			W	155		S	EDWARD
18633109	WC	HYDRANT I	4/22/2017 12 3	4/23/2017 01 1	5/3/2017 11 05	WHRR	HYDRANT I	WMM	0039054	112	3830		BROADWAY				FT WASHING A		W	160
18632888	WC	HYDRANT I	4/19/2017 00 3	4/20/2017 01 4	4/21/2017 08 4	WHRR	HYDRANT I	WMM		112			BROADWAY			W	159		S	
18631866	WC	HYDRANT I	4/2/2017 09 05	4/3/2017 14 30	4/3/2017 14 30	W602	RESOLVEC	WMM	0039054	112			BROADWAY				FT WASHING A		W	160
18631851	WC	HYDRANT I	3/29/2017 16 4	3/31/2017 13 0	4/13/2017 10 4	WHRR	HYDRANT I	WMM	0070945	112	4162		BROADWAY			W	176		S	W 177
18631385	WC	HYDRANT I	3/24/2017 10 5	3/24/2017 20 3				WMM		112			SHERMAN AVE				BROADWAY			
18631356	WC	HYDRANT I	3/23/2017 14 0	3/25/2017 05 3	3/28/2017 10 4	WHRR	HYDRANT I	WMM	0071094	112	220		AUDOBON AVE			W	176		S	W 177
18629721	WC	HYDRANT I	2/15/2017 07 3	2/15/2017 22 3	2/15/2017 22 3	W602	RESOLVEC	WMM	0070917	112	4077		BROADWAY			W	171		S	W 172
18629647	WC	HYDRANT I	2/13/2017 16 4	2/14/2017 13 2	2/15/2017 08 4	WHRR	HYDRANT I	WMM		112		W	172	ST			BROADWAY			
18629574	WC	HYDRANT I	2/11/2017 14 3	2/11/2017 17 0	2/11/2017 17 0	W600	DUPLICATE	WMM		112		W	172	ST			BROADWAY			
18629567	WC	HYDRANT I	2/11/2017 11 1	2/12/2017 01 2	2/16/2017 00 0	DUPE	Duplicate	WMM	0070917	112	4071		BROADWAY			W	171		S	W 172
18628453	WC	HYDRANT I	1/23/2017 15 0	1/23/2017 15 0	1/23/2017 15 0	W600	DUPLICATE	WMM		112			BROADWAY				FT WASHING A			
18628385	WC	HYDRANT I	1/21/2017 19 2	2/1/2017 10 55	2/1/2017 10 55	W602	RESOLVEC	WMM		112			BROADWAY			W	159		S	
18625891	WC	HYDRANT I	12/18/2016 13	12/18/2016 19	12/22/2016 11	WHRR	HYDRANT I	WMM	0071380	112	511	W	186	ST			WASHINGTON T			AUDUBO
18625546	WC	HYDRANT I	11/18/2016 02	11/18/2016 03	11/23/2016 08	WHRR	HYDRANT I	WMM		112			AMSTERDAM AVE			W	173		S	

Total = 21
WC = Hydrant knocked over/missing
21 311 reported hydrant knocked over for fiscal year 2017
* 4 duplicated - meaning reported twice, same issue.
11 Confirmed knocked over hydrants and repaired by DEP

NOTE: Emailed on Fri, Feb 2, 2018 at 4:09 PM

###